

Approved Current Expense Budget and Budget Message



F
I
S
C
A
L

Y
E
A
R

2
0
2
0

Steuart Pittman
County Executive

Approved Current Expense Budget and Budget Message

Steuart Pittman
County Executive

Ben Birge
Chief Administrative Officer



Jessica Leys
Acting Budget Officer

Anne Arundel County Council

Andrew C. Pruski
Chairperson

District 1 - Sarah Lacey
District 2 - Allison Pickard
District 3 - Nathan Volke
District 5 - Amanda Fiedler
District 6 - Lisa Brannigan Rodvien
District 7 - Jessica Haire

Prepared By

The Office of the Budget
Anne Arundel County, Maryland

Assistant Budget Officer

Hujia Hasim

Budget and Management Analysts

Tomi Adebo

Naomi Carrigan

Kurt Svendsen

Steven Theroux

Administrative Support

Michele Kirby



**The Government Finance Officers Association
of the United States and Canada**

presents this

CERTIFICATE OF RECOGNITION FOR BUDGET PREPARATION

to

**Office of Budget
Anne Arundel County, Maryland**



The Certificate of Recognition for Budget Preparation is presented by the Government Finance Officers Association to those individuals who have been instrumental in their government unit achieving a Distinguished Budget Presentation Award. The Distinguished Budget Presentation Award, which is the highest award in governmental budgeting, is presented to those government units whose budgets are judged to adhere to program standards.

Executive Director

Christopher P. Morill

Date **January 04, 2019**

BUDGET MESSAGE

County Executive’s Budget Message i
 Long Term Goals 1
 Budget Overview 4
 Financial Policies.....20
 Financial Summaries22
 Position Summary32
 Capital Budget Highlights.....35
 Operating Budget Highlights37

CURRENT EXPENSE BUDGET

Revenue Section

Revenue Summary – General Fund.....38
 Revenue Summary – Other Funds56
 Revenue Detail – General Fund63
 Revenue Detail – Other Funds.....73

Expenditure Section

Legislative Branch
 County Council (County Auditor & Board of Appeals).....83
 Executive Branch
 County Executive90
 Office of Law97
 Office of Administrative Hearings.....103
Administrative Core Group
 Chief Administrative Officer 107
 Office of Central Services..... 117
 Office of Finance..... 132
 Office of Finance (Non-Departmental)..... 139
 Office of Budget..... 157
 Office of Personnel..... 163
 Office of Information Technology 170
 Office of Transportation..... 176
 State Agencies (treated as part of Executive Branch for
 funding and service coordination)
 Board of Education..... 182
 Community College 186
 Public Libraries 188

Land Use and Environment Core Group
 Office of Planning and Zoning 191
 Department of Inspections and Permits 200
 Department of Public Works 211
Human Services Core Group
 Department of Aging 231
 Department of Recreation and Parks 241
 Health Department 252
 Department of Social Services 263
Public Safety Core Group
 Police Department 270
 Fire Department 280
 Department of Detention Facilities 287
 Office of Emergency Management..... 297
 State Agencies (County funded but not assigned to Executive Branch)
 Circuit Court..... 303
 Orphans’ Court..... 306
 Office of the State’s Attorney..... 309
 Office of the Sheriff 313
 Board of License Commissioners 320
 Board of Supervisors of Elections 323
 Cooperative Extension Service 326
 Other
 Ethics Commission..... 328
 Partnership for Children, Youth & Families 331

Glossary 333

APPENDIX

Annual Report, Water and Wastewater Operating Fund 336
 Listing of Long Term Contracts 337
 Grants Listing..... 349
 5 Year Forecast (Revenue & Expenditure) 391
 Capital Budget & Program 392
 ABAO and Amendments 447



**Office of the County Executive
Steuart Pittman**

Fiscal Year 2020 Budget Address
(prepared remarks)
May 1, 2019

Thank you. Thank you for being here today.

Thank you Chairman Pruski, Vice Chair Pickard and to my friends on the County Council - all seven of you. I appreciate your advocacy for funding in your districts, and look forward to working with you to improve the budget that I present today.

Thank you in advance to our county auditor and her staff. Please find efficiencies, savings, and mistakes if they exist in this budget. We all work for the same boss, the people of Anne Arundel County. Let's get this right.

Thank you to county department heads and their staff who are here today with fingers crossed, hoping that the funding you requested shows up in the budget. Throughout this process, I have appreciated your dedication and passion.

Thank you to the Budget Office, led by acting budget officer Jessica Leys. These people are my heroes. Their work ethic, smarts, and institutional knowledge make them the taxpayers' best friends.

I also want to thank a special guest, my wife Erin. She is here to make sure that this budget reflects the values that she and I share.

Finally, I want to thank the 1100 county residents who showed up to one or more of our seven Budget Town Halls. Your advocacy weighed heavily in the final decisions that we made in this budget, and I have no doubt that it will also impact the work of your county council as they deliberate.

I loved those town halls, and if y'all on the council are up for it we'll do them again next year. Thumbs up?

Over the last year and a half, I have done a lot of listening.

I've heard over and over again from people in every part of this county that we have not managed our growth. Traffic, overcrowded schools, and polluted water are on people's minds.

I've been told by political experts that our county taxpayers don't want to invest in services, and that the only way to create local government revenue is to promote new development.

Development was an easy thing to make happen. Regional development interests have been attracted to our land for decades. That in itself is not a bad thing.

But when you build new houses and attract new businesses, somebody has to pay for the roads, the police, the firefighters, the teachers, the schools, and all of the public services.

That funding can come from the tax base or it can come from fees paid by the developers. Unfortunately, it came from neither.

As we grew from a rural to a suburban county, our elected officials lacked the courage to budget for the future.

We turned our backs as school class sizes grew to unacceptable levels, teacher morale declined, and our school construction backlog reached two billion dollars.

We turned our backs as call volume for fire and EMS grew 7% annually.

We turned our backs as police officers were forced to work twelve hour shifts.

We turned our backs as acres of trees were cut down and sediment from uninspected construction sites flowed into our creeks and rivers.

We turned our backs as our school construction backlog grew to \$2.1 billion and our traffic ground to a standstill.

The last administration found a short-term fix. They extended bond payment terms from twenty to thirty years and exceeded the affordability guidelines in the capital budget last year by a staggering \$72 million. All while cutting the taxes that we use to repay the debt.

The budget that I present to you today has no such gimmicks. It is fiscally responsible, and it confronts the challenges we face as a county.

I want to talk more about the challenges.

My first meeting with the budget team was an eye-opener. They showed us projected revenues, including some \$53 million in growth.

Then they showed us how much of that money is already obligated to things we can't cut from the budget. Things like debt service and obligations to our employees and our retirees.

Those obligations added up to about \$45 million, leaving only \$8 million to address the unmet needs of our county.

A few weeks later the budget office showed me what we collected in the last ten years on development impact fees. They compared it to what we were told was the true impact of development.

The County Council in 2008, possibly influenced by the campaign contributions from the developers who pay those fees, set rates so low that we have since lost out on \$127 million.

Wow.

And then came School Superintendent Dr. George Arlotto's budget presentation to the school board. He described the same needs I had been hearing from teachers, parents, and students, and he had a plan to address them. That plan cost \$73 million over last year.

That's when I went to the budget office and started the conversation about revenues.

Here is what I learned.

The state of Maryland ranks Anne Arundel County 23rd of 24 counties for tax effort. Only Talbot County taxes at lower rates than us.

Our property tax rate now is 90.2 cents per \$100 of value. It was more than \$1 before our property tax revenue cap took effect in 1992.

Today there are only four Maryland counties with rates lower than ours, all of them rural counties where development has not pushed up the demand for services.

Our revenue cap allows us to benefit from the growth of our tax base only as much as the rate of inflation or 4.5%, whichever is lower. The more our tax base grows the farther down it pushes the rate.

The exception is new development. The fact that revenue from new development is not limited by the cap has served as a driver of our county's addiction to development.

The Maryland General Assembly passed legislation in 2012 to prevent local revenue caps from forcing limits on education funding. We can set a property tax rate higher than our revenue cap limit if the purpose is to fund the school board's budget request.

The idea of going through the revenue cap made me uncomfortable. I was uncomfortable until I saw a chart showing the four times that politicians lowered the ceiling for future years by setting rates lower than the cap.

I don't believe that the drafters of our revenue cap intended to give politically motivated politicians the power to force taxes down after they depart from office, but they did.

Those four political decisions cost the county \$470 million combined. Without them, our property tax rate today would be 93.5 cents.

We can fix this. I am proposing a correction to our revenue cap of exactly that amount. We will generate \$26.6 million toward the budget request by resetting our property tax rate at 93.5 cents.

For those who worry about losing our low-tax status, fear not. We will retain our ranking of 5th lowest in the state, far below the \$1 or more paid by residents of all of the other "big eight" counties.

If you've been following the numbers, you may note that \$26 million doesn't pay for the school board budget request, and it certainly doesn't help us with our public safety or infrastructure needs.

So we turn to the income tax. A number of people noted in our town halls that the income tax is less burdensome than property tax for senior homeowners on fixed incomes.

Since the most recent federal tax cuts primarily benefited the wealthiest Americans, protecting lower income residents from the tax burden is paramount in my mind.

This budget proposes an income tax adjustment from 2.5 to 2.81%. That increase will generate \$28.6 million in FY20, plus additional revenue in 21 and 22 due to the way income taxes are paid and passed through from the state.

That payment schedule matches our multi-year plans to fund infrastructure and public safety staffing.

And again, for those of you who worry about the competition, we retain our low-tax status. Next year we may be the only one of the big eight counties that does not tax income at the maximum allowable rate of 3.2%.

Our county charter directs us to set tax rates based on an assessment of the county's needs. I want to share with you some of the needs that will be met if this budget is approved.

If I leave your department out, it's no for lack of love. It's lack of time. (show budget) This is one fat document and you don't want me to read it.

Let's start with education.

Schools are the institutions in our communities that drive our property values, bring good businesses to our county, and offer young people, regardless of background a chance at a good life.

Our student population has grown 13% in the last ten years. During the same time, our teacher population has increased at a rate that is half of that. Every year we fall farther behind. That's unacceptable.

This budget funds 136 new classroom teachers next year, 26 to keep up with projected enrollment and the rest to actually reduce class sizes. Parents, students, and teachers will notice the difference.

We also fund 27 new positions to address the mental health needs of our students, including 14 school counselors, 6 psychologists, 6 social workers, and one pupil personnel worker. And we add 47 new special education positions.

These personnel are just the start on our student mental health efforts. They say it takes a village to raise a child, and it's time to work on our village.

I will be personally engaged in that process and you'll be hearing a lot more on this from our administration in the coming months.

You've heard a lot about teacher pay in this county, and I'm glad you have. We have great teachers and they are underpaid.

I had the honor of sitting at a table of elementary school teachers from Mayo and Lothian last week for the Teacher of the Year banquet. As we watched the videos of students explaining why their teacher deserves the big award, all of them were mesmerized.

You'd think that teachers wouldn't be that into videos of kids in classrooms on a weekday night out with their peers. But they were. Every single one of them. They giggled. They clapped. And they said "Awwwww" a lot. Some even cried.

Our teachers care, and when they say they need to be paid more, it's not because they're greedy. It's because they want to keep doing what they're doing. They don't want to leave for a better paying job in another county. They want to keep teaching our kids, and as a parent I can say we want them to stay.

This budget delivers, not only for our teachers, but all of our school support staff. We are fully funding Dr. Arlotto's proposed pay package, as well as the enhancement unanimously approved by the school board, which adds two much needed "catch up" step increases for teachers employed here in 2010 and 2011.

Overall, this budget funds over 90% of the school board's request for new funding.

This is where I must thank our county delegation to the General Assembly for their hard work on the Blueprint for Education. That legislation added \$13.5 million in support for our schools in FY20, helping us pay for what I have just announced.

In particular, I want to thank Speaker Mike Busch. He included language in the Blueprint at our request guaranteeing that whatever investment we make in our schools this year will count toward any future years' match required in Kirwan funding formulas.

There's one more thing I need to say about education, and then I promise I'll get to the rest of county government!

We need to keep the politics out of school construction. That's why we paid MGT to do a ten-year master plan. It's a good plan and I intend to stick to it.

The only flaw in the MGT plan is that it doesn't tell us where their money will come from. We have to figure that out.

Our biggest challenge is described in two words: Old Mill.

It's not just a District 2 issue, because the complex serves students from all over the county, and the plan will alleviate crowding everywhere.

But it's expensive. It involves building two middle schools, two high schools, and a new CAT North.

I questioned the plan. I thought there must be another way. But I've taken the tour, looked at the study, and asked the tough questions. It's time to stop talking and start building.

The problem is that once we start, we have to finish, and once we start no money will be available for anything else in our capital budget if we are to stay within our spending affordability limits.

We have a solution.

It's hardly a new idea. It's sitting right there in our county charter and our budget office has talked about it for years. Councilman Jamie Benoit proposed it a few years back and the only vote he got was Chris Trumbauer!

It's called the Reserve Fund for Permanent Public Improvements, a mechanism to fund large capital projects that would otherwise not fit into the Capital Improvement Plan.

Money in the fund is used to sell bonds to finance new projects, but of course we need a revenue source to make payments.

Remember that increase in our income tax rate from 2.5% to 2.81%? Of course you remember! How could we forget.

Well, a third of that - an income tax assessment of one tenth of one percent - will be dedicated to the fund. We'll call it the PPI.

That won't show up in the FY20 budget, but starting in FY21 we'll generate a capital infusion of \$250 million for school construction, public safety, and transportation.

We believe that this is the only fiscally responsible way to confront our backlog of infrastructure needs.

Pulling this off also requires some sacrifice on the spending side.

The FY20 Capital budget is \$333 million - that's down from \$378 million last year. We cut \$45 million dollars because we had to. Last year the county overspent affordability in the capital budget by a record \$73 million, so this year we must spend less. We are passing on the \$33 million rubble landfill under contract for purchase by my predecessor, and we are postponing some projects that we'd like to get started with.

So let's talk about the current operating budget. We have a lot of department heads here, and they're looking for answers!

Anne Arundel Community College has 40,000 students enrolled in classes, and they're enrolled because they are preparing themselves for the jobs that our local businesses need filled. This institution is an outstanding investment for our county.

We are continuing our capital commitment to construction of the Health and Sciences Building, and have added \$3 million of funding to support pay increases to AACC staff. Community college professors are the backbone of the institution, but they are underpaid. We must step up to support them.

People go to libraries these days to look for jobs, to navigate government services, to get homework done after school, and sometimes just to explore.

We found that our temporary library branch at the Annapolis Mall served a county-wide population that had not been reached before, in very large numbers.

That's why we have added \$544,000 to the budget to make Discoveries at the Mall a permanent branch within our library system.

We also included a significant increase in the library's budget to acquire new in-demand books and other materials.

I often say that the most sacred obligation of government is the safety of its people. I learned that from my Dad.

Getting to know our police officers, firefighters and detention officers has been one of the greatest rewards of this job. They serve IN our communities. They go where the trouble is happening. They don't hesitate to put their own lives at risk to protect us.

We have 765 positions for sworn police officers, but 29 of those are not filled. That's 88 cops below the level recommended by the International Association of Chiefs of Police when it reviewed our department in 2017.

We will fill those 29 vacancies and add another 10 sworn officers. Thirty-nine new cops this year is step one in Chief Altomare's 4-year plan to get where we need to be.

Another major investment that we just can't put off is replacement of our 15-year old helicopter. I have to admit, I researched drones as an alternative, and I even thought about offering my famous rolls of duct tape, but after reading the report on lives saved and criminals arrested, I couldn't imagine confronting the next disaster without the chopper.

The voters chose the right person for the job when they elected Sheriff Jim Fredericks. He's hustling to meet the growing needs for security at the courthouse while addressing the backlog of warrants, and he needs help. We've proposed one new deputy Sheriff.

We also have an outstanding new fire chief in Tricia Wolford. Our fire department has seen call volume grow by more than 7% in each of the last five years, but staffing has been stagnant.

Chief Wolford has proposed a multi-year recruitment plan that starts with 35 new firefighters this year. We are working on ways to expedite the hiring process and also to increase diversity in the hires.

Our firefighters are some of the best people I know, and I have a feeling that within a couple of years, good men and women will be flocking to our county wanting to serve with them. Our people are that good.

Superintendent of Detention Facilities Bill Martin and his staff are gearing up for major spring recruitment. That's because they must reduce a high rate of vacancies, but also because we've proposed 13 new positions to staff the central booking facility that is due to open at the end of this year.

Thanks to the new contract with our detention officers union and the new minimum salary bill just passed unanimously by our county council, we should be able to attract the officers we need on the timeline that we need them.

Before moving on from detention, I want to say something about re-entry.

Derek Matthews is our Special Assistant to the CAO, and his first project in that role is a full assessment of all re-entry programs in the county. He will have recommendations to fill gaps and coordinate efforts so that our rates of recidivism decline and our inmates have every possible opportunity to become productive citizens. That report will be completed in the coming months.

During the campaign I promised community-driven planning and enforcement of our environmental protection laws. We are well on our way to delivering, but to do so effectively requires that we restore some staffing to departments that fell out of favor in recent years.

We all know about the failing sediment control at construction sites, and failing stormwater management systems. Some of that can be attributed to the fact that our inspectors are responsible for monitoring far more sites than any other county in Maryland, with fewer inspectors to do it. In fact our inspectors have triple the erosion and sediment control workload of the next busiest county.

We brought Greg Africa in to lead Inspections and Permits with a greener and more transparent approach. His first major decision was to request five new inspectors to help his department meet the demand, four of whom will be environmental inspectors. We must deliver.

I am convinced that with the guidance of Mr. Africa, our new Environmental Policy Director Matthew Johnston, and input from our new Citizens Environmental Commission, these inspectors will be put to good use and that there will be a visible impact on water quality.

Work is underway on our General Development Plan. Our future depends on us getting this right, and our communities are rightfully demanding small area planning and community engagement.

When County Executive Janet Owens was doing sixteen small area plans in the early 2000's, there were 20 planners. Today we have four. Clearly we have a problem.

That's why this budget includes six new planners and a deputy director for the Office of Planning and Zoning.

I get pretty worked up talking about land use. Same with education, public safety, fiscal responsibility, and a lot of other topics.

But I'll tell you who I really do this job for. I do it for the people in this report. Poverty Amidst Plenty.

It's not just about the six percent of our residents below the poverty line. It's also about the people whose paychecks run out before the end of the month because they are paying MORE for rent, more for childcare, more for prescription drugs, and more for food than they can afford.

One of our greatest failings in the last decade has been an unwillingness, despite warnings from the chamber of commerce and many business owners, to encourage and create housing that is affordable for our workforce, our young adults, and our seniors.

When Housing and Community Development Services proposed expanding its tenant-based rental assistance fund, I gave them what they asked for. It's only \$300,000, but it's a start. I am also proposing an additional \$1 million for the rental housing production fund.

For the Department of Social Services, we have included four new contractual positions: a behavioral health specialist at Sarah's House, a planning and grant writing professional, a social worker, and a family investment case worker.

If you read Poverty Amidst Plenty, and I encourage you to do so, you'll understand exactly why these positions are needed.

We're proposing funding in the Department of Aging to do a full assessment of county buildings to ensure that all of our facilities eventually become accessible to people with disabilities.

One of the disappointments of my five first months in office has been my own failure to hire a permanent health officer. That search is underway, but under the able leadership of acting health officer Billie Penley and her staff, outstanding work is being done at our Department of Health.

This budget will add to our Behavioral Health Bureau a bilingual therapist and a youth and adolescent therapist to meet increased demand for services. It also includes \$100,000 toward costs associated with Safe Stations and a part-time Fatal Overdose Review Team Coordinator.

My wife will gladly tell you how increasing spending, on anything, is very much out of character for me.

So now I want to talk about management and efficiency.

This is where our CAO Ben Birge should be stepping up to the podium, but I won't let him. We'd be here all day.

Ben promised to build us a county stat program, a system that evaluates programs based on agreed-upon metrics, and performance is visible not only to those of us in government but also to the public. He built and managed a similar system in Prince George's County and he's a recognized expert in the field.

The problem is that Ben is also our CAO. He needs to hire two analysts to get this done right. Those positions are in this budget, and I believe they will give us the information we need to decide which programs are worthy of public support and which ones are not.

We have also requested two assistant CAO positions to coordinate policy initiatives with multiple agencies in the areas of land use and human services. Both of these positions have existed in previous administrations.

I want to close by saying something about how I expect this budget to be received.

Some will say it's not ambitious enough, and we should do more. Our department directors requested some \$50 million in supplemental requests, not including education, and we funded just under half of that. We also left a lot of capital budget requests unfunded this year.

Others will say it's too much, that raising taxes is always wrong because government is too big and should be shrunk. I respect that philosophy, but it's not mine.

I believe that when communities confront problems they should use every tool in the box, whether it's one offered by the marketplace, the nonprofit sector, or government.

I also believe very strongly that when government spends money, it should be honest with its taxpayers. We should pay our bills, just like we do at home.

I can assure you that the bond rating agencies think that way. I explained our fiscal challenges to them and assured them that I was willing to do whatever it takes on the revenue side to meet our obligations. That's exactly what they like to hear, and we were recently informed that our ratings will remain at a very respectable AAA and AA+.

I won't venture to predict how my friends on the council will receive this budget, but I hope you agree with me that it strikes the right balance.

It's in your hands now. If you oppose the increased revenue, offer some cuts. If you can find some savings, take it. If you want something added, fight for it. If we made a mistake, fix it.

I wish you well over the next 45 days. Coming together as a group won't be easy. Four of you are from one party, three are from another, and a bunch of you are lawyers. Good luck.

Before I close I just want to say something to the people who may not be in this room, but have taken the time to watch the video.

Don't give up. Whatever it is you want from this government, or don't want for that matter - organize. Bring like-minded people together and build some strength. Take it to the county council or take it to me.

I think I can speak for all the elected officials in the room, as well as the appointed staff, in saying that this is your government, your tax dollars, and your budget. Fight for it.

Lastly I just want to say what an honor it is to be serving the people of this county and everyone in this room.

Together I am sure that we will achieve our common goal of making Anne Arundel County *The Best Place*.

This section provides an overview to the Anne Arundel County Performance Assessment Initiative. As a first step, a document entitled Long Term Goals, Objectives, and Outcome Indicators has been published on the County's web site (see link below).

<http://www.aacounty.org/departments/budget-office/forms-and-publications/FY09Performance.pdf>

The County is constantly seeking to improve county operations and services. Performance Measurement is one of the tools used to do this. Anne Arundel County's performance measures are integrated into the annual budget to ensure accountability and establish the link between resources and results.

The performance measures shown in the budget represent but a few of the many measures used to facilitate the management of the various functions of government. Despite this fact, over 400 such performance measures are shown in the budget.

A key challenge to making this multitude of performance measures useful to the overall budgetary decision-making process is to relate these various functions of government to the vision and long-term goals of the organization. This relationship between the functions of each department and the long term goals of the organization is shown in the matrix provided on the last page of this section.

Within each of these larger goal areas, outcome indicators have been developed and are reported on in the above mentioned document. The accomplishments and objectives shown in that document represent the County's plan of action to achieve the County's long term goals and improve performance as measured by each outcome indicator.

While the Current Expense Budget identifies a large number of these accomplishments and objectives, and some specific performance measures, these do not tell the whole story. One of goals of the Performance Assessment Initiative is to provide summarized or high level information of this sort while also providing links to more detailed and comprehensive information of this sort on a departmental basis.

The budget planning process is not undertaken in the vacuum of annual increments but is instead guided by the vision and long term goals presented on the following page. This vision itself is not developed in isolation but has emerged as a result of the County's comprehensive planning framework, the core of which is the General Development Plan, or GDP (see link below).

<http://www.aacounty.org/departments/planning-and-zoning/forms-and-publications/GDP2009.pdf>

The GDP is a comprehensive land use plan prepared in compliance with State requirements and guidelines. It is a policy document that is formally adopted by the County Council. The plan is used by the County in making decisions about growth and development, land preservation, resource protection, and the provision of infrastructure and services over a 10 to 20 year planning horizon. The County has had a GDP since 1968, with updates in 1978, 1986, and 1997. The planning process for the 2008 update to the GDP began in the summer of 2007 and extended into the winter of 2009. A Draft GDP was made available for public review in January of 2009, and the plan was approved by the County Council under Bill No. 64-09 on October 19, 2009.

It is expected that the vision and long term goals articulated in this document, and which serves as the underpinning to the County's Performance Assessment Initiative, will be updated consistent with the updated GDP.

Vision

Anne Arundel County will continue to be a place that values and strives to protect the natural and cultural environment, where opportunities exist to live in a variety of well-designed and maintained neighborhoods and communities. It will be a place where a healthy local economy will provide jobs, and people can travel by foot, bicycle, car and transit to nearby employment areas and to a variety of educational, recreational and commercial services. Anne Arundel County will strive to provide the best educational and public safety services while maintaining a high quality of life for all of its citizens.

Long Term Goals

1. Public Education – to build a working relationship with the Board of Education to provide for the needs of the children of the County, and to support the Community College and Library in the provision of life-long learning environments and services to all citizens of Anne Arundel County.
2. Public Safety – to provide a safe and secure environment to everyone who lives, works and conducts business in Anne Arundel County.
3. Environmental Stewardship and Managing Growth– to protect and maintain the character of the various types of communities throughout the County, including the revitalization of older communities and the preservation of agricultural land.
4. Fiscal Management – to adhere to conservative financial policies and continually strive to efficiently utilize available resources.
5. Transportation – to establish and maintain a transportation plan and program that is compatible with the County’s land use, growth management, environmental and economic development priorities.
6. Economic Development – to attract and retain business investment, focusing on those companies that maintain economic balance, that respect our quality of life on the magnificent Chesapeake Bay, and

that provide quality, high paying jobs to Anne Arundel County citizens.

7. Health – to educate the public about health hazards and promote programs that increase awareness, detection and early detection of harmful diseases.
8. Recreation – To expand services to residents at low cost to enjoy the benefits of preserving our natural resources, and contribute to a healthy and active community by improving trails, parks and activities.

Accomplishments and Objectives

The Departments and State Agencies funded by the County budget collectively contribute to the accomplishment of these goals. In the Expenditure Detail section of the Budget, a mission statement is provided for each department along with a listing of key accomplishments over the past year and key objectives for the coming year. A selection from the many performance measures used by each department in managing its work is also presented in the Expenditure Detail section.

The accomplishments and objectives shown for each department are driven by the pursuit of the long-term goals expressed above and their inter-relationships are represented in the matrix shown on the opposite page.

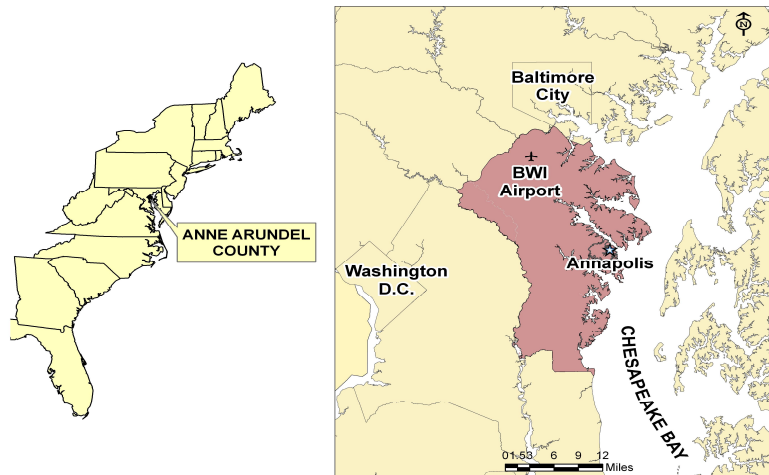
Long Term Goals by Agency or Department

Departments & State Agencies	1	2	3	4	5	6	7	8
County Council	✓	✓	✓	✓	✓	✓	✓	✓
County Executive	✓	✓	✓	✓	✓	✓	✓	✓
Office of Law				✓				
Admin Hearings			✓	✓				
Chief Admin. Officer	✓	✓	✓	✓	✓	✓	✓	✓
Central Services				✓				
Finance				✓				
Budget	✓	✓	✓	✓	✓	✓	✓	✓
Personnel				✓				
Info Technology	✓	✓	✓	✓	✓	✓	✓	✓
Transportation				✓	✓			
Bd. Of Education	✓			✓			✓	✓
Community College	✓			✓		✓	✓	✓
Libraries	✓			✓				
Planning & Zoning			✓	✓		✓		✓
Inspections & Permits			✓	✓		✓		✓
Public Works	✓		✓	✓	✓	✓	✓	✓
Aging			✓	✓				✓
Recreation & Parks			✓	✓			✓	✓
Health	✓	✓		✓	✓			
Social Services		✓		✓				
Police		✓		✓				
Fire		✓		✓				
Detention		✓		✓				
Emergency Management		✓		✓				
Circuit Court		✓		✓				
Orphan's Court				✓				
State's Attorney		✓		✓				
Sheriff		✓		✓				
License Commissioners		✓		✓				
Elections				✓				
Coop Extension Service				✓			✓	✓

Numeric Key to Goals

1. Public Education
2. Public Safety
3. Environmental Stewardship and Managing Growth
4. Fiscal Management
5. Transportation
6. Economic Development
7. Health
8. Recreation

Anne Arundel County is located thirteen miles east of Washington, D.C., with Baltimore City and Baltimore County as its northern boundary and the Chesapeake Bay as the County's entire eastern boundary. The County is also bordered by Howard County to the west, Prince George's County to the southwest and Calvert County at its southern tip. Situated within the Atlantic Coastal Plain, the elevation rises from sea level along its coast to approximately 300 feet in the northern part. The County terrain which varies from level plains to gentle rolling hills is well drained by its streams and rivers into the Chesapeake Bay. The area of the County is 416 square miles.



Annapolis, the County's seat as well as the capital of Maryland, remains the County's largest incorporated area. Annapolis serves not only as a government center, but also as the focus of boating and tourism for the Chesapeake Bay region. The city perhaps is best known as the home of the United States Naval Academy. With more than 534 miles of coastline, the County is naturally known for boating and water sports, fishing, crabbing, water skiing, sailing and swimming. But that's just the beginning. For nature lovers, there are 2 state parks, over 70 county parks, and several nature preserves. The County also houses numerous greenways, including the 13-mile Baltimore and Annapolis Trail where walkers, runners, bicyclists and equestrians pass sunny mornings and afternoons.

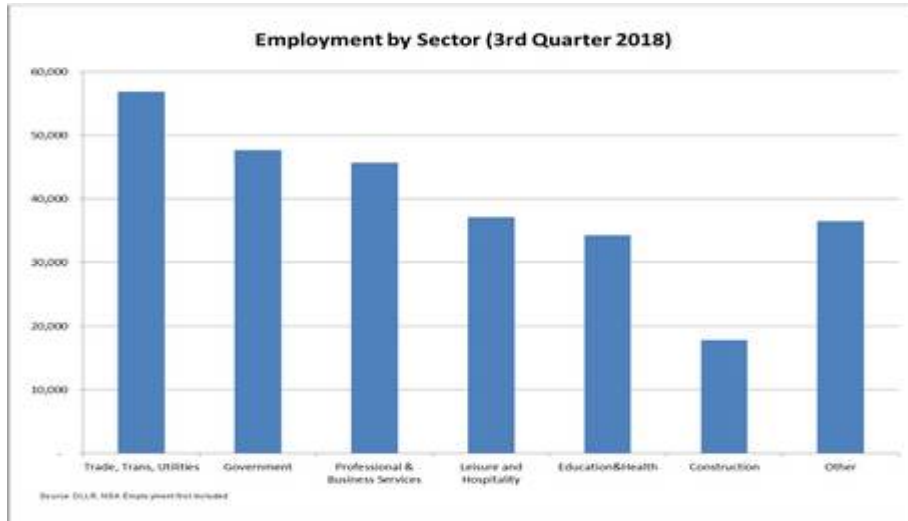
For most of its 369 year history, Anne Arundel County consisted of the City of Annapolis and largely rural and agricultural tracts of land. Particularly during the last several decades, the nature of land use has changed in the County and its population has increased. Although much of the County retains a rural and agricultural character, large areas of the County have become suburbs that are closely linked to the Baltimore-Washington metropolitan area.

The Anne Arundel County Government has had a form of charter government since 1964. The County's government is comprised of three branches; the Executive Branch, the Legislative Branch, and the Judicial Branch. The Executive Branch consists of the County Executive, the County offices, as well as the County officers. The Legislative Branch contains the County Council. Finally, the Judicial Branch includes both the Circuit and Orphans' Courts.

Anne Arundel County Housing and Population Characteristics 2017

	<i>Estimate</i>	<i>%</i>	<i>Maryland</i>	<i>US</i>
Total Population	573,235		6,112,120	327,389,464
Male	283,933	49.5%	48.5%	49.2%
Female	289,047	50.4%	51.5%	50.8%
Median Age (years)	37.6		38.5	36.5
Under 5 years	34,883	6.1%	5.9%	6.0%
18 yrs and over	447,603	78.1%	78.2%	77.5%
65 years and over	81,853	14.3%	14.6%	15.3%
Total Housing Units	224,549		2,449,123	137,407,308
Occupied Housing Units	207,950	92.6%	90.1%	87.4%
Owner-occupied	156,684	69.8%	66.7%	55.8%
Renter-occupied	51,266	22.8%	48.2%	31.6%
Vacant Housing Units	16,599	7.4%	34.1%	12.6%
Median Value	360,200		312,500	217,600

Located at the convergence of the Washington D.C. and the Baltimore metropolitan areas, Anne Arundel County is home to a large and diverse economy. At the forefront of the County's economy is the federal government, which is responsible for not only direct federal jobs but also numerous private sector jobs. As shown in the chart below, Trade, Transportation and Utilities is the largest employment sector, making up over 20 percent of the County's workforce. Total government employment accounts for over 17 percent of the County's workforce (note: the National Security Agency (NSA) employment is not included in this figure for national security purposes), followed by a strong presence of roughly 17 percent in professional and business services. Combined these three sectors make up over half of the County's workforce.



Reflective of the County's reliance upon government as an employer, the County's top ten government employers account for nearly four times the number of employees than the County's top ten private employers. Fort Meade, including its tenant organizations such as the NSA, Defense Information Schools, the Environmental Protection Agency, etc., is the county's largest employer. However, for national security purposes NSA employment is not reported.

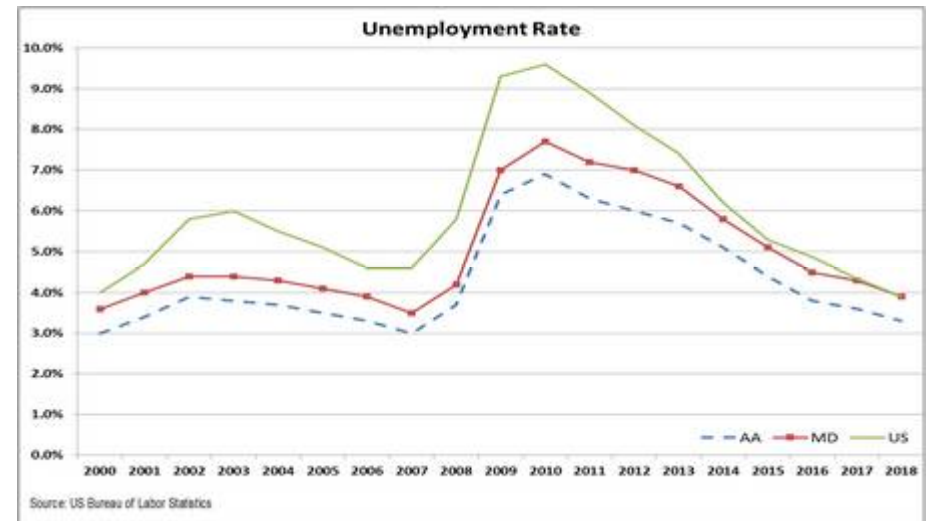
Aiding in growing the County's federal government employment sector, the federal Base Realignment and Closure (BRAC) process was completed in May, 2011. Fort Meade added the following agencies: Defense Information Systems Agency (DISA), Defense Media Activity and the Defense Adjudication Activities. In total, BRAC added 5,700 jobs to Fort Meade. It is estimated an additional 11,400 private sector jobs were added.

As demand for cyber security and intelligence employment continues to grow throughout the Fort Meade region, private sector development has continued to expand. National Business Park, Annapolis Junction Business Park, and Arundel Preserve have all continued to expand since the BRAC expansion has ended.

See the below link for a listing of Anne Arundel County's Top Ten Government Employers & Top Ten Private Sector Employers from 2019:

<http://aaedc.org/business/county-profile/top-employers/>

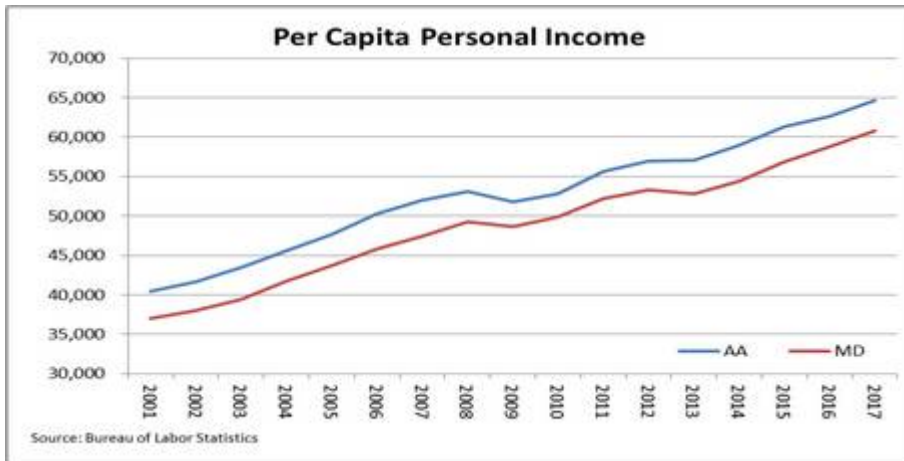
As a result of the strength of the County's economy, the County's unemployment rate has consistently remained under both the State's and the Nation's. As shown in the chart, below, the County's unemployment rate as of February 2019 was 3.5%, 0.6% below the State's.



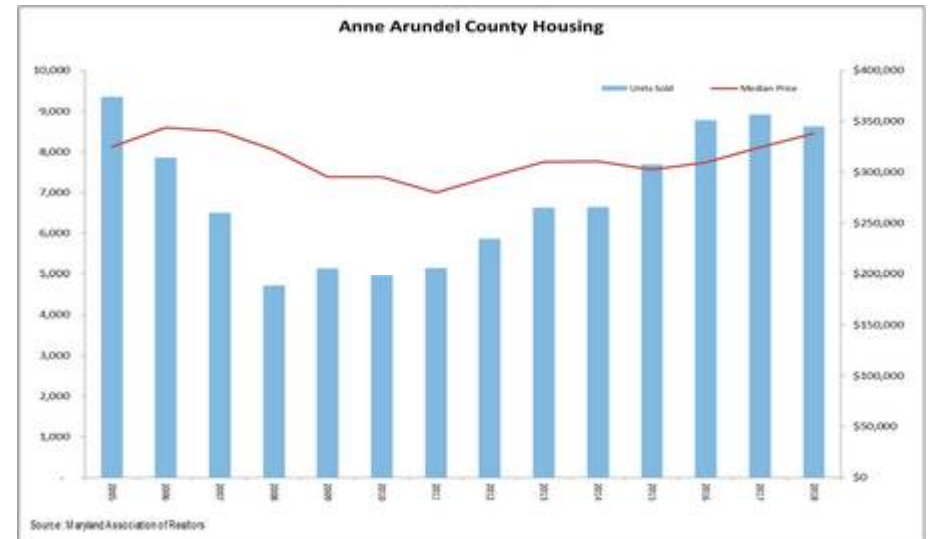
Employment	Growth	
	AA	MD
2017Q1	1.8%	1.4%
2017Q2	2.0%	1.5%
2017Q3	2.2%	1.4%
2017Q4	1.6%	0.8%
2018Q1	0.9%	0.6%
2018Q2	0.7%	0.5%

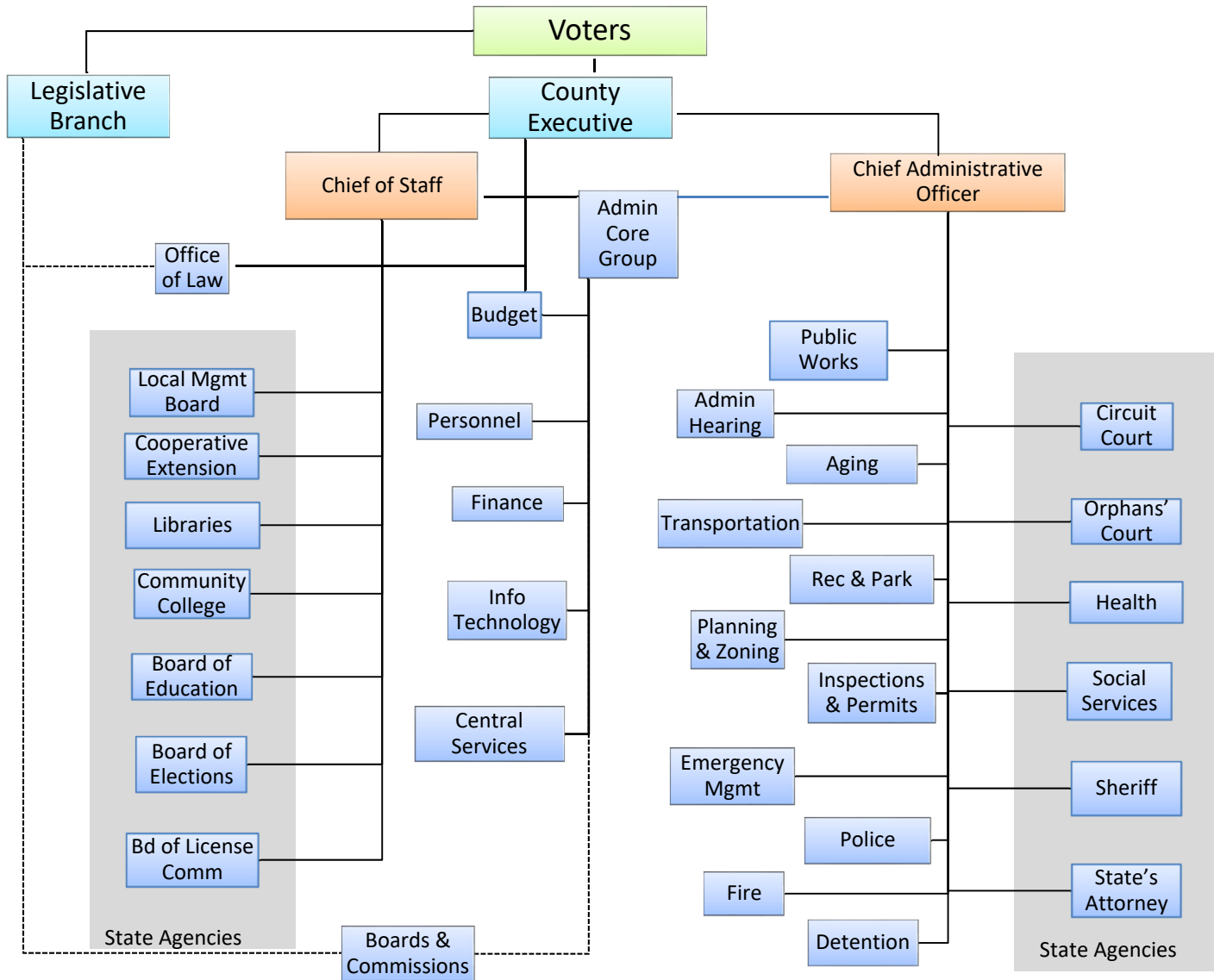
According to the Bureau of Labor Statistics, the County's employment growth has slowed down to 0.8% so far in 2018 compared to 0.5% for the State. As the County moves to full employment, the growth in employment is expected to slow. Looking forward, the County's rate of employment is expected to slow in 2019. According to the Regional Economic Studies Institute (RESI), Anne Arundel County's employment is expected to grow 0.2% in 2019.

By virtue of a low unemployment rate, an educated workforce, and its proximity to the Washington D.C. and Baltimore labor markets, Anne Arundel County has historically benefited from a higher household income than the State and Nation. As shown in the figure below, Anne Arundel County's per capita personal income was \$64,648 in 2017, 6.2 % above the State as a whole.



Historically, the County's strong employment and income base has provided a resilient foundation for the County's housing market. As shown in the figure below, the County's housing market took a hit during the Great Recession. The County saw a slight decline in homes sold, but remains well above the depths of the recession. Median price continues to climb and is up 4.2% compared to 2017. The County's median home price is 15% above the State as a whole.





The “form” of the comprehensive budget for FY2020 follows closely the requirements set forth in the County Charter. Section 703 of the Charter defines the comprehensive scope of the budget to include three things: the Budget Message, the Current Expense Budget, and the Capital Budget and Capital Program.

In the comprehensive budget for FY2020, these three things take the form of three separate documents each of which conform to the content requirements set forth in Section 706 of the Charter. In addition to meeting these Charter-mandated content requirements, each document also attempts to meet the awards criteria set forth by the Government Finance Officers Association for their Distinguished Budget Presentation Awards Program. Finally, any additional material required by the County Council as provided for under the Charter that is not otherwise included in these three documents is provided in appendices and/or supplements to these documents.

Therefore, the broad outline of the Comprehensive Budget for FY2020 is as follows:

1. The Budget Message
2. The Current Expense Budget
3. The Capital Budget and Program

In addition to the requirements regarding the content of the County budget, the County Charter also provides, in sections 610, 704 and 705, specific requirements with respect to the process of formulating both the Current Expense Budget and the Capital Budget and Program.

The steps of the annual budget process for both the Current Expense Budget and the Capital Budget and Program can be organized according to the following four phases:

1. Departmental Preparation and Affordability Recommendation
2. Review and Recommendation
3. Executive Review and Proposal
4. Legislative Review and Approval

The budget process is designed to encourage citizen input during each phase. The process is described on the following pages, and is summarized in the time-line figure shown at the conclusion of this section.

Phase 1: Departmental Preparation and Affordability Recommendation

Capital Budget and Program – September through January

County departments receive capital budget preparation instructions in early September. Under the direction of the Chief Administrative Officer, the Department of Public Works Engineering Bureau and Office of the Budget, collectively steer this phase of the capital budget preparation process. For FY2020, as is typically the case, this phase concluded at the end of January with the transmission by the Budget Officer to the Office of Planning and Zoning an itemized list of the capital projects which each agency proposes to undertake in the ensuing fiscal year and the next succeeding five fiscal years thereafter for review and recommendation by the Planning Advisory Board, comprised of citizens appointed by the County Executive.

Current Expense Budget – December through February

County departments receive overall budget preparation guidance from the Chief Administrative Officer in early December. For FY2020, as is typically the case, departments were required to submit their requests and supporting materials to the Budget Officer by early February. Section 704 of the County Charter requires this to occur no later than 120 days prior to the end of each fiscal year, or about March 1.

An exception to this deadline for both the Capital and Current Expense Budgets is made for the Board of Education, for which state law sets a March 1 deadline for requests to the County government.

Affordability Recommendation – October through January

There is a Spending Affordability Committee comprised of citizens appointed by the County Executive and confirmed by resolution of the County Council that makes advisory recommendations to the Office of the Budget, the County Executive, and the County Council relating to spending affordability. This includes County spending levels to reflect the ability of the taxpayer to finance County services and long-term debt. The Committee's recommendations are provided in a report finalized by the end of January.

Phase 2: Review and Recommendation

Planning Advisory Board Review and Recommendation – February through March

The Planning Advisory Board, comprised of citizens appointed by the County Executive and responsible for review and recommendation of the General Development Plan, related Small Area Plans, and the Water and Wastewater Master Plans. Additionally, they review the itemized list of the capital projects which each agency proposes to undertake in the ensuing fiscal year and the next succeeding five fiscal years, and typically makes an interim recommendation by early March.

Administrative Review and Recommendation – February through March

The Chief Administrative Officer and the Budget Officer review the department requests, both operating and capital, during the month of February for accuracy, consistency with county goals, need, and affordability. The Chief Administrative Officer with the assistance of the Budget Officer considers the Spending Affordability Committee's recommendations and the Planning Advisory Board's recommendations, and recommends to the County Executive a comprehensive budget including both the Current Expense Budget and the Capital Budget and Program. This recommendation is typically made by early March.


Phase 3: Executive Review and Proposal

From early-March through mid-March, the County Executive holds a series of meetings with budget staff and with departments to discuss departmental requests and related recommendations. Final decisions are made in early April, and the Proposed Comprehensive Budget document is prepared for presentation to the County Council on May 1.

Phase 4: Legislative Review and Approval

Following the presentation by the County Executive of the proposed comprehensive budget on May 1, the County Council holds budget hearings throughout the month of May. By Charter, the County Council can reduce, but not increase, budgets for county departments. An exception is made for the Board of Education budget which can be increased or reduced by the County Council in accordance with state law. However, the total county budget cannot exceed that proposed by the County Executive.

Throughout the month of May, the County Council holds public hearings in different parts of the County to receive citizen input on the proposed budget. The Administration, primarily through the Office of Budget, provides detailed supplementary information to the County Auditor's Office for its review. The County Auditor's Office makes recommendations on the budget to the Council. The Council votes on proposed amendments to the County Executive's recommended budget. After all amendments have been considered, the County Council votes on the entire budget and sets the property tax rate. By Charter, the County Council must adopt the budget no later than June 15th, otherwise the Proposed Comprehensive Budget stands adopted.



Fund Accounting

At the heart of government finances is the concept of fund accounting. Governments create funds to account for related expenses and revenues. For example, the Water and Sewer Operating Fund contains the budget to run the County's water supply and wastewater treatment system and the revenues collected (primarily user charges) to pay for the system. The use of fund accounting is one of the basic requirements of generally accepted accounting principles (GAAP) for government and one of the major differences between governmental and commercial accounting. It requires separate record keeping for each individual fund a government uses.

All of the County's funds fall into one of three categories: Governmental Funds, Proprietary Funds, and Fiduciary Funds. Within the Governmental Funds category, there are four primary types: the General Fund, Special Revenue funds, Capital Project funds and Debt Service funds. Within the Proprietary Funds category, there are two primary types: Enterprise funds and Internal Service funds. Within the Fiduciary Funds category, there are primary types: Pension Trust funds, Retiree Health Benefits Trust fund and Custodial Funds (Formerly known as "Agency funds").

All funds other than the General Fund that are subject to appropriation in the current expense budget are collectively referred to in this document as **"other funds."**

Every fund that is accounted for is not necessarily subject to appropriation in the current expense budget. The following funds are reported in the County's Comprehensive Annual Financial Report (CAFR) but are not subject to appropriation in the current expense budget (**unbudgeted funds**):

General County Capital Projects Fund – This fund accounts for all resources received and used for the acquisition or development of major capital improvements. Appropriations for expenditure of these resources are made through the Capital Budget.

Custodial Funds (or Agency Funds) – These fiduciary funds account for deposits that are collected and held on behalf of individuals, organizations, or other governments. Since agency funds report only assets and liabilities, these funds are not subject to appropriation.

Pension Trust Fund – This fiduciary fund accounts for the activity of the Anne Arundel County Retirement and Pension System. Employer and employee contributions are paid into this system and invested to provide guaranteed pension benefits after retirement. Because these contributions and investment earnings are not County monies, but are held in Trust, expenses related to the Pension Trust Fund are not subject to appropriation in the current expense budget.

Retiree Health Benefits Trust Fund – This fiduciary fund accounts for the activity the "other post-employee benefits" (OPEB). County contributions to the OPEB liability are housed in this trust. In addition, employer and employee contributions for retiree healthcare are paid into this fund and the related claims will be paid from the fund. Because these contributions and investment earnings are not County monies, but are held in Trust, expenses related to the Retiree Health Benefits Trust Fund are not subject to appropriation in the current expense budget.

Bond Premium Fund – This special revenue fund is to account for the proceeds from the sale of general improvements bonds sold at a price above par. County Charter requires that Bond premiums generated from the issuance of County bonds shall be used for the funding of capital improvements financed by the bonds. This fund is not subject to appropriation as the utilization of the bond premiums are in the Capital Budget.

Developer Street Light Fund – This special revenue fund accounts for the installation of streetlights through developer contributions. This fund is not subject to appropriation as the developer street light activities have been handled in the Capital Budget.

Solid Waste Financial Assurance Fund– This special revenue fund accounts for the financial assurance required by federal regulation for closure and post-closure care of solid waste landfills owned or operated by the County. This fund is not subject to appropriation as the closure and post-closure activities have been handled in the Capital Budget.

A brief description of the major fund types within which each of these “other funds” are categorized follows:

The **General Fund**: is probably the most visible part of the County budget. It includes the budgets to pay for police and fire protection, maintain roads and plow the snow, operate the detention centers, provide grants to community social service agencies and a host of other activities, including the County’s contribution toward the operation of the County schools, community college and library system. The revenue to support the general fund comes primarily from local property and income taxes.

Special Revenue Funds: a number of County revenues can only be spent for specific purposes. Examples of such special revenue funds include the reforestation, Laurel impact fee, and workforce development funds. Beginning with the FY2009 Budget, all grant revenues are accounted for in a new Grants Special Revenue Fund. Previously, such grant revenues were accounted for in the General Fund. This change is one component of an overall Countywide effort to better manage and control the grants management process.

Enterprise Funds: some government operations are fully supported by revenues they generate. The water and wastewater utility fund is an example.

Internal Service Funds: some government departments operate purely to support other local agencies. For example, the self insurance fund provides insurance coverage for County government agencies and charges their respective funds for the cost. Other internal funds include the central garage funds, and the health insurance fund.

These “other funds” and the department to which they are assigned are shown in the chart on the following page.

Departmental Assignments of Other Funds

	County Executive	Chief Admin. Office	Central Services	Finance (non-dept)	Personnel	Inspections & Permits	Public Works	Rec & Parks	Police	Detention Facilities	Local Mgmt. Board	Circuit Court
Enterprise Funds												
Utility Operations							✓					
Utility Debt Service							✓					
Maryland City Altern. Minimum Tax							✓					
Solid Waste							✓					
Solid Waste Financial Assurance							✓					
Child Care								✓				
Internal Service Funds												
Self-Insurance			✓									
Health Insurance					✓							
Central Garage - Operations Fund			✓									
Central Garage - Replacement Fund			✓									
Special Debt Service Fund												
IPA Debt Service				✓								
Special Revenue Funds												
Whitmore Garage			✓									
Developer Street Light Installation							✓					
Forfeit & Asset Seizure								✓				
Piney Orchard WW Service							✓					
Partnership for Children, Youth & Families										✓		
Circuit Court Special Fund												✓
Laurel Impact Fee	✓											
Inmate Benefit										✓		
Reforestation						✓						
Workforce Development		✓										
Community Development		✓										
Grants Fund	Specific sub-funds assigned to each department receiving grants.											
Impact Fee				✓								
Video Lottery Impact Fee Fund	Specific sub-funds assigned to each department receiving VLT funds.											
Energy Loan Revolving Fund		✓										
Watershed Protection and Restoration Fund							✓					
Tax Increment Financing and Special Tax District Funds				✓								

Special Community Benefit Districts, and Erosion Control and Waterway Improvement Districts

(These districts are community-initiated and are not assigned to a particular Department)

Board of Education, Community College, and Library

(Funds have been established to accommodate appropriation of all funding sources for these component units)

GAAP Basis of Accounting

The basis of accounting refers to the timing of when revenues and expenditures are reported in financial documents. The County presents financial statements in its Comprehensive Annual Financial Report (CAFR) in accordance with GAAP.

The governmental funds are reported using the current financial resources measurement focus and the modified accrual basis of accounting. Revenues are recognized when measurable and available. Expenditures are generally recorded when incurred. In accordance with GAAP, the County considers revenue collected within 90 days of the end of the fiscal year as being available, except for property taxes, which must be collected within 60 days. Therefore, when revenues have not been received within these availability periods, they have been deferred into a future fiscal year.

The proprietary funds are reported using the economic resources measurement focus and the accrual basis of accounting. Revenues are recognized when earned, and expenses are recognized when a liability is incurred, regardless of the timing of cash flows.

Budgetary Basis of Accounting

The budgetary basis of accounting determines when a government charges expenditure to a budget appropriation, or when it credits revenue to its Funds for budgeting purposes. Although the County presents financial statements in its CAFR in accordance with GAAP, the budget is adopted on a modified cash basis. The major areas of difference between the two basis of accounting are as follows:

- For budgetary purposes, expenditures are recognized when encumbered. Under GAAP, encumbrances are classified as a reservation of fund balance.
- For budgetary purposes, grant revenue is recognized when the grant-related reimbursable expenditures are made. Under GAAP, these revenues are recognized when measurable and available.
- For budgetary purposes, depreciation expense is not appropriated, but capital outlays are. Under GAAP, in the proprietary funds, capital outlay transactions are recorded as an increase in capital assets, and depreciation expense is recognized on an annual basis regardless of when a capital asset is actually replaced.

- For the budgetary purpose, accrued interest for debt service is not appropriated. Under GAAP, accrual for interest payable is recorded if meets certain criteria.

In recognition of these differences, companion financial statements are presented in the CAFR according to the budgetary basis of accounting.

Appropriation Control

Section 706 of the County Charter requires the County Executive to classify proposed expenditures within the current expense budget “by agency, character and object.” The nature of this classification is left to the discretion of the County Executive. The current expense budget classifies department (i.e., agency) expenditures by sub-departments (i.e., character) and seven expense objects including Personal Services, Contractual Services, Supplies & Materials, Business & Travel, Capital Outlay, Debt Service, and Grants, Contributions & Other.

Section 715 prohibits the expenditure of funds in excess of the amounts appropriated under this general classification of expenditure. The specific level of appropriation control is identified in exhibits A, B and C which are part of the Annual Budget and Appropriations Ordinance a copy of which is included in the appendix to the Approved Current Expense Budget.

Amendment to the Budget

The County Charter, Section 711 allows appropriations in a fiscal year to be transferred between general classifications of expenditure within the same department with the approval of the County Executive. Transfers between departments may be made only on the recommendation of the County Executive and approval of the County Council.

Section 712 provides that during any fiscal year, the County Council, upon the recommendation of the County Executive, may by ordinance make additional or supplementary appropriations as long as they do not exceed the amount of funds certified as being available by the Controller.

Balanced Budget

Section 710 (c) of the County Charter provides that the County budget shall be adopted in the Annual Budget and Appropriation Ordinance and “balanced as to proposed income and expenditures”. The County encourages commitment to a balanced budget through the preparation, management and execution of the yearly budget.

The FY2020 Budget is balanced.

One-Time Revenues

One-time revenues are defined as revenue sources that cannot be relied upon over time. One-time revenues are generally utilized to fund capital projects, one-time expenditures or to enhance reserves.

Statement of Contingency Reserves

Under Section 706 (a) of the County Charter, contingency reserves are limited to 3% of general and other fund appropriations. A General Fund contingency account is typically funded under the Office of the Chief Administrative Officer. The FY2020 Budget includes \$12.0 million in this reserve account, or 0.7% of total General Fund appropriations.

Revenue Reserve Fund

Section 4-11-106 of the Anne Arundel County Code creates a revenue reserve account known as the Rainy Day Fund. The Revenue Reserve Fund is a continuing, non-lapsing account in which funds are retained to support appropriations if general fund revenues fall below revenue estimates during a fiscal year. Pursuant to Section 4-11-106 the budget as proposed by the County Executive and approved by the County Council may contain an appropriation to the Revenue Reserve Fund. This contribution must not cause the balance of this fund to exceed 5% of the estimated total revenues of the General Fund for which the appropriation is made.

Section 8-107(d) allows the County Executive with the approval of the County Council, to authorize a transfer from the Revenue Reserve Fund to the General Fund in the current expense budget if: (1) revenues for the current fiscal year will be below the estimated revenues relied on to fund the current expense budget, and (2) all reasonable reductions in expenditures have been made and will not be sufficient to offset the anticipated shortfall. Clearly, strict standards govern the use of this fund.

In FY2009 and FY2010 a total of \$32.75 million of the Revenue Reserve Fund was used. The County Council added \$5 million in FY2012, \$1.1 million in FY2013, \$ 20.3 million in FY2014, \$3.3 million in FY2015, \$7.0 million in FY2016, \$2.0 million in FY17, \$4.0 million in FY18, \$6.5 million in FY19, and \$5.5 million in FY20.

Budgetary Fund Balance

Fund Balance is the difference between the assets and liabilities of a governmental fund. It is always divided into several separate pieces: “non-spendable” piece, “restricted” piece, “committed” piece”, “assigned” piece and “unassigned” piece. Definition of each classification is available in detail in the Notes to the Financial Statements section of the Comprehensive Annual Financial Report (CAFR). The “unassigned” piece is generally the amount available for new spending. In some instances, a portion of this “unassigned” fund balance may be “designated” (or planned) for a particular purpose. The Budgetary Fund Balance represents the amount of net assets that are available for appropriation, consistent with the Budgetary Basis of Accounting. Budgetary Fund Balance data as of the end of the previous fiscal year is obtained from the CAFR and adjusted if necessary.

Pension Fund

The County has established a proprietary pension system for County employees and affiliated groups. The employee contribution requirements for each employer defined benefit plan in the Retirement System are set by County legislation. The County's annual contribution is based on annual actuarial valuations. The table below provides the actuarial assumptions, funding methods and contributions related to the calendar year 2018 financial statements.

For FY2020, the County is again funding the actuarially recommended amounts for the four plans:

Employees' Plan	\$31,314,159
Police Plan	\$23,674,767
Fire Plan	\$18,868,246
Detention and Sheriffs Plan	\$7,785,241

	Employees' Retirement Plan	Police Service Retirement Plan	Fire Service Retirement Plan	Detention Officers' and Deputy Sheriffs' Retirement Plan	Total Pension System **
Total pension liability	\$ 868,563,618	\$ 697,481,578	\$ 623,144,469	\$ 188,561,621	\$ 2,377,751,286
Plan fiduciary net position*	(670,226,434)	(553,461,320)	(548,210,777)	(141,368,993)	(1,913,267,524)
Plan net pension liability	\$ 198,337,184	\$ 144,020,258	\$ 74,933,692	\$ 47,192,628	\$ 464,483,762
Plan fiduciary net position as a percentage of the total pension liability	77.16%	79.35%	87.97%	74.97%	80.47%

**Differences in value from Statement of Changes in Fiduciary Net Position are the result of estimates provided to the actuary prior to completion of financials. Management deems the variances to be immaterial.*

***Total includes Anne Arundel County Public Library and Economic Development, component unit pension liability.*

Actuarial assumptions:

The total pension liability was determined by an actuarial valuation as of December 31, 2017 using the following summarized actuarial assumptions, applied to all periods in that measurement.

An experience and assumption study was conducted in 2012 for the period 2007 to 2011.

Full descriptions of the actuarial assumptions are available in the January 1, 2017 valuation reports.

Inflation	3.00%	3.00%	3.00%	3.00%
Salary increases	Rates vary by participant age for each Plan.			
Investment rate of return	7.5%, net of pension plan investment expense, including inflation for each Plan.			
Mortality Scale	RP-2000 Blue Collar Mortality tables with generational project by Scale AA for each Plan			
Set forward for post-disability mortality.	9 years	5 years	5 years	5 years

Source: FY2018 Comprehensive Annual Financial Report

Other Post Retirement Funds

Retirees of the Primary Government, Library, and Economic Development continue to receive medical coverage. The Primary Government pays eighty percent of the cost. These retirees have the option of retaining dental and vision coverage, but must pay the full cost of these benefits. Health benefits are provided to retirees through an agreement between the Primary Government and the Police labor union, and are extended to others by administrative policy.

Board of Education employees who are eligible to receive retirement benefits from the State Retirement Agency and are members of the Board’s group medical insurance plan may elect to continue membership in the Board’s group medical, dental, and vision plans after retirement. The Board funds 80% of the premiums for medical and prescription drug coverage for employees hired on or before September 15, 2002. For employees hired after September 15, 2002, the Board funds a portion of the premiums ranging from 25% with 10 years of service to 75% with 20 or more years of service. No Board funding is provided for dental and vision plan coverage. The Board maintains separate medical coverage plans for active employees and retirees, and the retiree plan is rated separately based on claims experience of the retiree group.

The Community College provides medical, dental, and vision benefits to eligible retirees who are enrolled in medical coverage at the time of retirement. The benefit levels, employee contributions, and employer contributions are governed by and may be amended by the College Board of Trustees. Retirees are eligible for these benefits if they have a minimum of 10 years of service and meet the eligibility requirement of their State of Maryland or other optional pension plans. The College contributes to the cost of retirees’ benefits at a rate of 2.5% for each year of service, and employees must have at least 10 years of service to qualify. The maximum paid by the College is 75%. Retirees have no vested rights to these benefits.

The number of individuals eligible to participate in the plans is presented on this page. Inactive includes both retirees and those who are terminated and vested.

	County	College	Library	Total
Employees with medical coverage	3,788	717	201	4,706
Deferred vested termination	285	-	-	285
Retirees	2,526	205	143	2,874
Total	6,599	922	344	7,865

Source: FY2018 Comprehensive Annual Financial Report

The Government Accounting Standards Board (GASB) has issued Statements 43 and 45 (effective in FY07 and FY08, respectively), which pertain to reporting requirements for other post retirement benefits. This will require governments to accrue the liability and expense of these benefits over the working career of employees, rather than recognize the cost when paid. The annual required contribution to fully fund this accrued liability in conformance with GASB is approximately \$70 million.

In response to the new requirements, the County created the Benefits Collaborative Study Group in the passage of Resolution 50-11 adopted by the County Council on September 6, 2011. This group was created to review existing employment and post-employment benefits provided by the County and report recommendations on fair and equitable reductions of continued benefits. As a result of this committee, cost containment measures for healthcare were implemented through Bill 85-13.

Bill 13-15 created the Retiree Health Benefits Fund as a “lockbox” for these funds. The FY2020 budget contributes \$42 million to the OPEB Fund as part of a 5-year plan toward funding this accrued liability.

Bill 95-17 created the Employee Retirement Savings Plan. The Retirement Savings Plan is a defined contribution retirement plan, established under Section 401(a) of the Internal Revenue Service Code, which provides for an employee contribution of 4% of salary and an employer contribution of 8% of salary.

Debt Limit

The Annotated Code of Maryland, Article 25A, Section 5P provides that the aggregate amount of bonds and other evidences of indebtedness outstanding at any one time shall not exceed a total of 6% of the assessable basis of real property of the County and 15% of the County's assessable basis of personal property and operating real property.

In compliance with State Code, Section 9-101 of the County Code authorizes the County Council to approve the issuance of general obligation bonds up to a limit of 5.2% of the assessable basis of real property and 13% of the assessable base of personal property and certain operating real property of the County. Section 9-103 of the Code allows general obligation water and sewer bonds to be issued up to a debt limit of 5.6% of the assessable basis of real property and 14% of the assessable base of personal property and certain operating real property within the County's sanitary district. The following calculation of the County's legal debt margin is taken from the Comprehensive Annual Financial Report (CAFR) for the period ending 6/30/2018:

	General Bonds	Water and Wastewater
Relevant Limitation percentages	5.2%/13%	5.6%/14%
Charter imposed limitation	\$4,754,531,954	\$4,722,067,746
Bonded debt outstanding		
Installment Purchase Agreements	13,525,000	0
Long-term serial bonds	1,088,655,714	625,033,512
Long-term serial bonds, WPRF	55,215,933	0
Long-term serial bonds, Solid Waste	37,228,293	0
Tax increment bonds	73,700,000	0
	<u>1,268,325,000</u>	<u>625,033,512</u>
Legal debt margin	\$3,486,206,954	\$4,097,034,234

Statement of Long-Term Outstanding Debt

As of April 2019
(per 6/30/18 CAFR plus March 2019 Bond Issue)

General Improvements Bonds	1,335,492,707
Solid Waste Bonds	41,328,293
Water and Wastewater Utility Bonds	696,123,512
Installment Purchase Agreements	13,525,000
State & Federal Loans	2,526,740
Tax Increment Bonds	73,700,000
WPRF Bonds	20,359,000
Total Debt Outstanding	<u>2,183,055,252</u>

(Source: Preliminary Official Statement dated March 2019 and FY2018 CAFR)

Statement of Debt Service Requirements

Funding Source	FY2018 Actual	FY2019 Estimate	FY2020		
			Total	Principal	Interest
General Fund					
- General County	47,341,728	51,513,900	56,360,100	35,331,300	21,028,800
- Board of Education	77,967,362	81,275,500	82,025,200	48,937,100	33,088,100
- Community College	7,079,554	7,548,100	7,513,000	5,198,200	2,314,800
- Golf Course	1,675,000	1,676,000	1,674,500	1,080,000	594,500
General Fund Total	134,063,644	142,013,500	147,572,800	90,546,600	57,026,200
Enterprise Funds					
Water Debt Service	21,343,014	20,615,300	20,995,700	11,735,700	9,260,000
Wastewater Debt Service	34,975,389	39,732,400	43,157,000	22,775,800	20,381,200
Solid Waste	3,483,047	4,149,900	4,372,100	2,501,200	1,870,900
Watershed Protection & Restor	4,418,370	5,511,000	6,518,400	2,967,200	3,551,200
Fiduciary and Special Debt Service Funds					
IPA Debt Service	743,839	742,800	741,700	20,000	721,700
Tax Increment Financing and Special Tax District Funds					
Nursery Rd Tax Increment	155,850	153,400	150,400	100,000	50,400
West Cnty Dev Dist Tax Inc	1,101,150	1,123,600	1,151,700	770,000	381,700
Farmingtn Vlg Spc Tax Dist	459,100	471,700	485,300	485,300	0
Arundel Mills Tax Inc Dist	2,088,750	2,134,700	2,187,400	1,405,000	782,400
Parole TC Dev Dist Tax Inc	0	0	0	0	0
Village South at Waugh Chapel	3,159,767	295,200	952,100	440,000	512,100
National Business Park - North	6,140,786	585,700	1,472,400	450,000	1,022,400
Dorchester Specl Tax Dist	1,035,350	1,057,900	1,083,900	1,083,900	0
Two Rivers Special Taxing	1,531,873	1,531,900	1,731,900	1,731,900	0
Arundel Gateway	643,304	1,350,100	1,350,000	1,350,000	0
	215,343,232	221,469,100	233,922,800	138,362,600	95,560,200

Anne Arundel County's financial policies and guidelines provide the basic framework for the development of the fiscal year budget. These policies and guidelines provide direction for evaluating both current activities and proposals for future programs during the budget process. Many of the policies and guidelines represent long-standing principles and practices that have shaped County budgets in the past and have helped maintain the County's financial stability. The policies and guidelines are reviewed annually.

Operating Budget

1. The budget will be balanced.
2. The County will maintain a budgetary control system to insure adherence to the budget and will hold monthly meetings to review reports comparing actual revenue collections and expenditure commitments to budgeted amounts.
3. The County will devote resources for loss prevention activities to lessen losses experienced by the County's self-insurance fund.
4. The County will endeavor to fund recurring expenses with recurring revenue. One-time revenue should be utilized for one-time expenditures such as PayGo capital projects or to enhance reserves.
5. Given the County's property tax revenue limitation, the County will utilize techniques to smooth year-to-year expenditures so as to avoid volatile annual total expenditure swings.
6. The County will generally maximize its property tax realization under the property tax revenue limitation Charter provision without overburdening the average property taxpayer's annual property tax bill relative to inflation.
7. The County will utilize multi-year forecasts to evaluate the impact of budget decisions.
8. The County will endeavor to maintain a diversified and stable revenue system so as to minimize exposure to economic cycles.

9. The County will aggressively pursue the collection of revenue it is due.
10. The County will regularly review user charges and permit fees so as to keep them in line with actual costs.
11. The County will conservatively estimate revenues.

Fund Balance

1. The County shall maintain a Revenue Stabilization Fund equal to 5% of the estimated General Fund revenues for the upcoming fiscal year. The purpose of the fund is to provide a source of funds should revenue estimates in the current year not be achieved.
2. Before the Revenue Stabilization Fund may be accessed, every effort to reduce expenditures shall be employed.
3. If the Revenue Stabilization Fund is utilized, the Fund shall be replenished within three years of the return to normal revenue growth rates.
4. The General Fund should generate a fund balance of at least \$5 million each year.
5. Undesignated fund balance shall be utilized as a source of PayGo funding or to fund the Revenue Stabilization Fund, or to supplement Pension and Retiree Health Fund contributions above annual required amount as long as these post-employment benefits are not fully funded, or to fund other one-time expenditures.
6. The Utility Fund shall endeavor to have a fund balance of approximately two months of operating expenses. The Solid Waste Fund shall endeavor to have a fund balance of 10% of operating revenue.

Capital Budget

Major Changes in Financial Policies and Guidelines

1. The County will endeavor to maintain at least a AA bond rating.
2. The County will employ a debt affordability model so as to monitor and comply with its debt policies.
3. The guidelines utilized for the debt affordability model are as follows:

None

Measure	Guideline	
	Tax Supported Debt	Tax Increment, Special Taxing District, And Other Revenue Supported Debt
Debt to Operating Income	11.5%	1.0%
Debt to Personal Income	4.0%	0.5%
Debt to Full Value Assess.	2.0%	0.25%
Debt per Capita	\$3,000	\$300
Percentage of Tax-Supported Debt	-----	15%

4. Commercial paper issued to finance the construction of capital projects shall be limited to a two-year maturity.
5. Tax supported debt issued to finance General County projects shall generally be limited to no more than a thirty-year maturity, and have an average life of less than sixteen years.
6. Capital projects which have an overall estimated useful life of 10 or more years are considered eligible for bond funding.
7. Utility Fund and Solid Waste Fund debt shall first be revenue supported debt, but may utilize a general obligation pledge as a secondary debt service source, however these Funds shall be individually self-supporting.
8. All County debt shall have a component of annual repayment.

Statement of Unduplicated Expenditures - All Funds

Funding Source	FY2018 Original	FY2019 Estimate	FY2020 Budget	Inc (Dec) from Orig.
General Fund	\$1,589,938,300	\$1,584,938,300	\$1,696,131,500	\$106,193,200
Other Funds	\$605,708,600	\$522,897,300	\$618,627,100	\$12,918,500
BOE Component Unit	\$1,183,671,500	\$1,193,429,100	\$1,270,850,700	\$87,179,200
AACC Component Unit	\$155,380,300	\$140,435,482	\$155,460,700	\$80,400
AACPL Component Unit	\$26,202,900	\$25,608,400	\$28,191,500	\$1,988,600
Special Benefit Districts	\$14,855,500	\$14,855,500	\$16,118,800	\$1,263,300
Total Operating Budget (with duplication)	\$3,575,757,100	\$3,482,164,082	\$3,785,380,300	\$209,623,200
		(See pages 24 & 25)		
Less Duplicate Appropriations				
GF Contr to BOE	\$687,140,500	\$687,809,300	\$733,315,800	\$46,175,300
GF Contr to AACC	\$42,387,700	\$42,387,700	\$45,387,700	\$3,000,000
GF Contr to Library	\$22,201,400	\$22,201,400	\$24,381,800	\$2,180,400
GF Contr to Whitmore	\$170,000	\$170,000	\$170,000	\$0
GF Contr to IPA	\$742,800	\$742,800	\$741,700	-\$1,100
GF Contr to Community Devel	\$270,000	\$270,000	\$270,000	\$0
Internal Service Funds				
- Self Insurance Fund	\$23,316,900	\$23,070,800	\$23,966,900	\$650,000
- Health Fund	\$86,893,000	\$91,352,800	\$90,849,200	\$3,956,200
- Garage Working Capital Fund	\$15,729,900	\$15,169,100	\$15,710,900	-\$19,000
- Garage Vehicle Replacement	\$12,711,400	\$12,709,700	\$11,098,300	-\$1,613,100
Pro Rata Share/Interfund Reimbursements				
- Whitmore Garage	\$30,000	\$30,000	\$30,000	\$0
- Child Care Fund	\$400,900	\$400,900	\$767,000	\$366,100
- Utility Opns Fund	\$14,760,300	\$14,760,300	\$16,389,600	\$1,629,300
- Utility Debt Serv Funds	\$530,000	\$530,000	\$530,000	\$0
- Solid Waste Fund	\$2,943,800	\$2,943,800	\$3,602,500	\$658,700
- Watershed Protections and Res Fund	\$0	\$0	\$1,875,300	\$1,875,300
- SIF Fund	\$278,000	\$278,000	\$278,000	\$0
- Health Ins Fund	\$5,850,000	\$10,850,000	\$5,850,000	\$0
- Central Garage Fund - Operating	\$455,800	\$455,800	\$455,800	\$0
- Central Garage Fund - Replacement	\$42,300	\$42,300	\$542,300	\$500,000
- Capital Projects Funds	\$8,743,900	\$10,576,400	\$10,429,600	\$1,685,700
TIF Districts Contrib to GF	\$35,709,300	\$37,405,600	\$40,029,500	\$4,320,200
Total "Unduplicated" Operating Budget	\$2,614,449,200	\$2,508,007,382	\$2,758,708,400	\$144,259,200

Add FY2020 Capital Budget: \$487,398,119
 Less FY2020 PayGo: \$51,331,000
 Total Unduplicated Comprehensive Budget: \$3,194,775,519

Summary of Changes in Budgetary Fund Balance - All Funds

	Fund Balance as of 6/30/18	FY2019 Estimate		Fund Balance as of 6/30/19	FY2020 Budget		Fund Balance as of 6/30/20
		Revenues	Expenditures		Revenues	Expenditures	
General Fund							
General Fund	89,614,249	1,548,338,600	1,584,938,300	53,014,500	1,643,271,800	1,696,131,500	154,800
Revenue Reserve Fund	64,728,896	8,000,000	0	72,728,896	7,000,000	0	79,728,896
Enterprise Funds							
Water & Wstwtr Operating	66,473,149	97,870,400	112,137,100	52,206,400	103,495,100	118,743,900	36,957,600
Water & Wstwtr Sinking Fund	240,825,728	47,671,500	61,087,700	227,409,500	57,365,400	65,267,700	219,507,200
Waste Collection Fund	16,021,428	53,971,400	55,704,400	14,288,400	54,804,500	60,135,900	8,957,000
Rec & Parks Child Care Fund	2,366,197	6,195,400	6,134,800	2,426,800	6,465,000	6,755,000	2,136,800
Internal Service Funds							
Self Insurance Fund	4,243,668	22,850,200	23,070,800	4,023,100	23,946,900	23,966,900	4,003,100
Health Insurance Fund	21,992,826	82,556,000	91,352,800	13,196,000	90,898,500	90,849,200	13,245,300
Garage Working Capital Fund	2,760,902	13,680,900	15,169,100	1,272,700	16,221,700	15,710,900	1,783,500
Garage Vehicle Replacement	982,677	12,520,700	12,709,700	793,700	11,064,400	11,098,300	759,800
Special Debt Service / Fiduciary Funds							
Ag & WdlnD Prsrvtn Sinking Fund	31,143	742,800	742,800	31,100	741,700	741,700	31,100
Special Revenue Funds							
Parking Garage Spec Rev Fund	12,783	559,100	527,100	44,800	538,600	527,300	56,100
Forfeit & Asset Seizure Fnd	609,015	480,000	821,000	268,000	525,000	575,000	218,000
Perm Public Imp Fund	0	0	0	0	9,219,200	0	9,219,200
Piney Orchard WWS Fund	0	1,100,000	1,100,000	0	1,100,000	1,100,000	0
Partnership Children Yth & Fam	202,475	3,497,600	3,117,600	582,500	5,184,700	5,184,700	582,500
Laurel Race Track Comm Ben	62,241	352,000	373,200	41,000	352,000	346,500	46,500
Inmate Benefit Fund	794,233	1,750,700	1,705,200	839,700	1,712,600	1,761,800	790,500
Reforestation Fund	6,698,871	1,660,000	5,333,500	3,025,400	1,150,000	3,731,700	443,700
AA Workforce Dev Corp Fund	0	2,400,000	2,400,000	0	2,400,000	2,400,000	0
Community Development Fund	0	7,018,400	7,018,400	0	9,070,400	9,070,400	0
Circuit Court Special Fund	74,222	160,000	160,000	74,200	165,000	165,000	74,200
Watershed Protections and Restoration F	29,930,235	23,236,100	18,293,100	34,873,200	23,565,100	22,262,500	36,175,800
Video Lottery Impact Aid Fund	3,203,662	18,436,600	19,066,200	2,574,100	18,436,600	18,793,800	2,216,900
Impact Fee Fund	80,918,221	22,894,000	2,685,100	101,127,100	19,385,000	63,581,600	56,930,500
Grants Fund	(1,534,573)	35,153,700	34,349,700	(730,600)	42,339,400	42,339,400	(730,600)
Energy Loan Revolving Fund	56,437	0	17,700	38,700	0	38,700	0
Tax Increment Financing and Special Tax District Funds							
Tax Increment Financing Districts	14,971,643	47,953,900	43,228,700	19,696,800	51,580,300	48,560,300	22,716,800
Special Tax Districts	N.A.	4,702,000	4,591,600	N.A.	4,783,000	4,918,900	N.A.
Special Community Benefit/Waterway Improvement/Erosion Control Districts							
aggregate	N.A.	8,389,100	14,855,500	N.A.	8,697,600	16,118,800	N.A.

Summary of Changes in Budgetary Fund Balance - All Funds

Component Units	Fund Balance as of 6/30/18	FY2019 Estimate		Fund Balance as of 6/30/19	FY2020 Budget		Fund Balance as of 6/30/20
		Revenues	Expenditures		Revenues	Expenditures	
Board of Education (BOE)	19,627,609	1,193,429,100	1,193,429,100	19,627,600	1,257,850,700	1,270,850,700	6,627,600
Community College (AACC)	7,771,593	140,435,482	140,435,482	7,771,600	153,610,700	155,460,700	5,921,600
Public Libraries (AACPL)	313,390	25,802,300	25,608,400	507,300	28,138,900	28,191,500	454,700
Totals		3,433,807,982	3,482,164,082		3,655,079,800	3,785,380,300	
		(See page 25)	(See pg 22 & 25)		(See page 25)	(See pg 22 & 25)	

General Fund:

Per the County Charter, the General Fund budget must account for all revenues and estimated fund balance, including an appropriation of contingency reserves not to exceed the legal limitations. In the FY20 Budget, the revenues and estimated fund balance equal the expenditures so the estimated fund balance as of 6/30/20 is zero.

In FY2009 and FY2010 a total of \$32.75 million of the Revenue Reserve Fund was used. The County Council added \$5 million in FY2012, \$1.1 million in FY2013, \$ 20.3 million in FY2014, \$3.3 million in FY2015, \$7.0 million in FY2016, \$2.0 million in FY2017, \$4.0 million in FY2018 and \$6.5 million in FY2019. Contributions to the Revenue Reserve Fund can be made as long as the balance of the fund does not exceed 5% of the estimated General Fund revenue for the budget year, which is approximately \$82 million. With the \$5.5 million contribution in FY2020, the Revenue Reserve Fund will have an ending balance of about \$79.7 million, including earned interest, by June 30, 2020.

Enterprise Funds:

The large decrease in Water & Waste Water Operating fund balance is due to the PayGo funding to the Capital Programs in FY2019 and FY2020.

Internal Service Funds:

The budget fully funds the actuarially determined Self Insurance Fund reserves . Following the actuarial valuation of claims in November of each year, budgetary adjustments are typically recommended as appropriate in future budgets.

The fund balance in the Health Fund provides a reserve for unanticipated claims.

The fund balance in the Central Garage Working Capital Fund acts as the first buffer against volatile gasoline prices.

Special Revenue Funds:

The decrease in the Reforestation fund balance is attributed to the use of one time money to purchase eligible protective easements on existing forested private lands.

Watershed Protection and Restoration Fund fund balances will be used to cover the future debt service cost of authorized but not yet issued bonds.

The reduction in Impact Fee fund balance is attributable to the use of these funds as PayGo in Capital Improvement program.

The negative fund balance in the Grants Fund indicates a grant reimbursement is pending (i.e., "receivable").

Component Units:

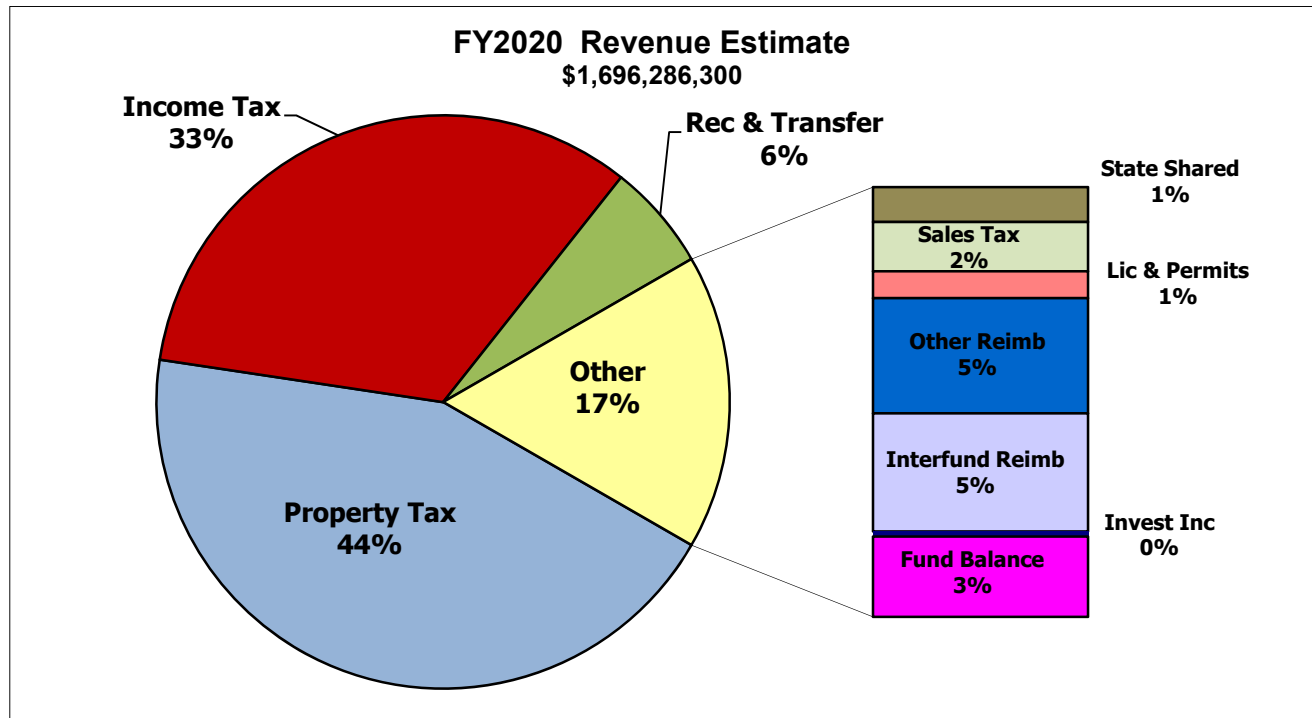
Community College fund balance includes funds as a contribution to the Retiree Health Benefits Trust that is not subject to appropriation.

Comparative Summary of Revenues and Expenditures - All Funds

Type/Object	FY2018 Actual	FY2019 Original	FY2019 Rev/Est	FY2020 Est/Bdgt	Inc (Dec) from Orig.
Revenue					
General Fund	1,508,200,306	1,531,381,000	1,548,338,600	1,643,271,800	111,890,800
Revenue Reserve Fund	5,270,865	8,300,000	8,000,000	7,000,000	(1,300,000)
Other Funds	533,560,848	517,477,000	509,413,400	556,510,100	39,033,100
BOE - County Contribution	681,724,499	687,140,500	687,809,300	733,315,800	46,175,300
BOE - Local Sources	47,550,923	54,591,200	71,736,700	59,014,400	4,423,200
BOE - State Grants	355,948,342	365,352,700	366,185,100	397,281,700	31,929,000
BOE - Federal Grants	59,831,025	63,587,100	67,698,000	68,238,800	4,651,700
AACC - County Contribution	40,287,700	42,387,700	42,387,700	45,387,700	3,000,000
AACC - VLT Impact Aid Fund	1,700,000	1,700,000	1,700,000	1,700,000	0
AACC - State of Maryland	29,604,084	29,269,600	29,362,486	29,744,000	474,400
AACC - Tuition & Fees	37,933,236	38,454,000	37,233,266	38,511,000	57,000
AACC - Other College	656,810	559,400	1,373,367	2,400,000	1,840,600
AACC - Auxiliary & Other	28,999,758	39,556,000	28,378,663	35,868,000	(3,688,000)
Library - County Contribution	20,541,500	22,201,400	22,201,400	24,381,800	2,180,400
Library - VLT Impact Aid Fund	550,000	550,000	550,000	550,000	0
Library - State Aid	2,251,975	2,350,000	2,350,000	2,431,600	81,600
Library - Laurel Race Track	60,000	55,000	65,000	50,000	(5,000)
Library - Fees, Fines, Collections	823,754	813,500	635,900	725,500	(88,000)
Special Benefit Districts	0	8,389,100	8,389,100	8,697,600	308,500
Total Revenues	3,355,495,625	3,414,115,200	3,433,807,982	3,655,079,800	240,964,600
Expenditures					
Personal Services	560,850,421	595,196,900	593,930,700	631,267,100	36,070,200
Contractual Services	195,772,310	201,499,400	205,809,700	220,474,800	18,975,400
Supplies & Materials	37,740,774	37,716,500	37,263,100	40,170,800	2,454,300
Business & Travel	2,393,133	2,913,200	2,648,400	3,052,900	139,700
Capital Outlay	25,038,887	29,900,200	26,601,500	28,437,600	(1,462,600)
Debt Service	209,122,225	224,114,300	221,469,100	235,177,800	11,063,500
Grants, Contrib. & Other	985,461,519	1,104,306,400	1,020,113,100	1,156,177,600	51,871,200
BOE Categories	1,152,739,679	1,183,671,500	1,193,429,100	1,270,850,700	87,179,200
AACC Categories	141,450,768	155,380,300	140,435,482	155,460,700	80,400
AACPL Categories	24,478,933	26,202,900	25,608,400	28,191,500	1,988,600
Special Benefit Districts	0	14,855,500	14,855,500	16,118,800	1,263,300
Total Expenditures	3,335,048,650	3,575,757,100	3,482,164,082	3,785,380,300	209,623,200
			(see pg. 22 & 24)	(see pg. 22 & 24)	
Net use of (contribution to)					
Budgetary Fund balance:	(20,446,974)	161,641,900	48,356,100	130,300,500	
<i>General Fund</i>	<i>1,013,917</i>	<i>52,057,300</i>	<i>30,099,700</i>	<i>47,359,700</i>	
<i>All Others</i>	<i>(21,460,891)</i>	<i>109,584,600</i>	<i>18,256,400</i>	<i>82,940,800</i>	
Net Use of Fund Balance	(20,446,974)	161,641,900	48,356,100	130,300,500	

Comparative Statement of Revenues - General Fund

Funding Source	FY2018 Actual	FY2019 Original	FY2019 Revised	FY2020 Estimate	Inc (Dec) from Orig.
General Property Taxes	675,622,755	694,859,000	702,777,000	747,069,000	52,210,000
Local Income Taxes (Income Tax	508,267,424	517,958,000	512,892,000	564,999,600	47,041,600
State Shared Revenue	21,200,626	21,579,900	21,244,700	23,022,300	1,442,400
Recordation and Transfer Taxes	110,642,661	102,000,000	110,000,000	102,000,000	0
Local Sales Taxes	32,744,464	31,948,000	32,073,800	32,176,000	228,000
Licenses and Permits	18,132,998	17,349,400	17,715,800	17,722,300	372,900
Investment Income	3,871,817	1,200,000	3,200,000	3,200,000	2,000,000
Fees for Serv and Other Rev	75,189,331	76,407,600	77,127,400	75,472,500	(935,100)
Interfund Recoveries	62,528,230	68,079,100	71,307,900	77,610,100	9,531,000
Total County Revenue	1,508,200,306	1,531,381,000	1,548,338,600	1,643,271,800	111,890,800
Fund Balance	(5,013,916)	58,557,300	36,599,700	53,014,500	(5,542,800)
Total	1,503,186,390	1,589,938,300	1,584,938,300	1,696,286,300	106,348,000



Comparative Statement of Expenditures - General Fund

Department/Agency	FY2018 Actual	FY2019 Original	FY2019 Estimate	FY2020 Budget	Inc (Dec) from Original	
					\$	%
Legislative Branch						
Legislative Branch	3,656,452	4,000,200	3,821,100	4,486,900	486,700	12.2%
Executive Branch						
County Executive	5,285,001	5,625,600	5,590,500	5,367,300	(258,300)	-4.6%
Office of Law	4,159,528	4,389,100	4,385,400	4,564,700	175,600	4.0%
Office of Administrative Hearings	347,818	326,100	322,200	387,400	61,300	18.8%
Administrative Core Group						
Chief Administrative Officer	7,332,925	14,481,800	4,291,500	16,708,000	2,226,200	15.4%
Office of Central Services	20,502,649	21,957,400	22,150,300	23,061,800	1,104,400	5.0%
Office of Finance	8,620,270	8,895,800	8,841,300	9,286,900	391,100	4.4%
Office of Finance (Non-Departmental)	237,235,154	273,845,600	274,307,500	290,166,700	16,321,100	6.0%
Office of the Budget	1,337,262	1,358,700	1,358,600	1,488,900	130,200	9.6%
Office of Personnel	6,938,822	7,036,600	7,693,800	7,516,900	480,300	6.8%
Office of Information Technology	20,123,367	21,783,000	21,782,700	22,839,700	1,056,700	4.9%
Office of Transportation	0	4,833,000	4,891,500	6,104,000	1,271,000	
Board of Education	681,724,500	687,140,500	687,809,300	733,315,800	46,175,300	6.7%
Community College	40,287,700	42,387,700	42,387,700	45,387,700	3,000,000	7.1%
Libraries	20,541,500	22,201,400	22,201,400	24,381,800	2,180,400	9.8%
Land Use and Environment Core Group						
Office of Planning and Zoning	6,979,726	6,860,800	6,617,800	8,126,800	1,266,000	18.5%
Department of Inspections and Permits	12,206,351	12,710,200	12,288,900	13,672,200	962,000	7.6%
Department of Public Works	35,745,382	34,158,000	37,750,900	34,786,000	628,000	1.8%
Human Services Core Group						
Department of Aging and Disabilities	7,503,001	8,163,500	8,106,300	8,630,500	467,000	5.7%
Department of Recreation and Parks	24,794,378	25,817,100	25,854,900	28,371,700	2,554,600	9.9%
Health Department	35,782,679	39,362,800	39,916,300	39,808,700	445,900	1.1%
Department of Social Services	5,233,190	5,449,000	5,486,400	5,629,000	180,000	3.3%
Public Safety Core Group						
Police Department	131,883,009	141,640,300	141,923,000	151,162,000	9,521,700	6.7%
Fire Department	107,882,697	113,404,400	113,069,400	122,647,000	9,242,600	8.2%
Department of Detention Facilities	44,316,724	46,507,800	46,475,300	50,960,900	4,453,100	9.6%
Office of Emergency Management	0	822,300	706,100	844,800	22,500	2.7%
State Agencies						
Circuit Court	5,567,152	5,869,900	6,008,100	6,231,900	362,000	6.2%
Orphans' Court	117,840	134,900	125,500	150,500	15,600	11.6%
Office of the State's Attorney	11,301,824	12,401,900	12,172,400	12,623,000	221,100	1.8%
Office of the Sheriff	9,876,627	10,331,900	10,571,600	11,169,400	837,500	8.1%
Board of License Commissioners	683,046	752,000	742,000	748,500	(3,500)	-0.5%
Board of Supervisors of Elections	4,781,442	4,820,100	4,825,800	5,021,900	201,800	4.2%
Cooperative Extension Service	224,355	235,200	235,200	236,700	1,500	0.6%
Other						
Ethics Commission	214,019	233,700	227,600	245,500	11,800	5.0%
	1,503,186,390	1,589,938,300	1,584,938,300	1,696,131,500	106,193,200	6.7%

Comparative Statement of Revenues - Other Funds

	FY2018 Actual	FY2019 Original	FY2019 Revised	FY2020 Estimate	Inc (Dec) from Orig.
Enterprise Funds					
Water & Wstwtr Operating Fund	97,592,764	97,138,900	97,870,400	103,495,100	6,356,200
Water & Wstwtr Sinking Fund	60,406,712	53,953,100	47,671,500	57,365,400	3,412,300
Waste Collection Fund	54,220,848	52,997,700	53,971,400	54,804,500	1,806,800
Rec & Parks Child Care Fund	6,401,553	5,947,300	6,195,400	6,465,000	517,700
Internal Service Funds					
Self Insurance Fund	20,096,490	23,260,800	22,850,200	23,946,900	686,100
Health Insurance Fund	87,086,018	86,893,000	82,556,000	90,898,500	4,005,500
Garage Working Capital Fund	14,227,366	14,054,400	13,680,900	16,221,700	2,167,300
Garage Vehicle Replacement Fnd	11,643,353	12,287,700	12,520,700	11,064,400	(1,223,300)
Fiduciary & Special Debt Service Funds					
Ag & Wldnd Prsrvtn Sinking Fnd	1,127,817	742,800	742,800	741,700	(1,100)
Special Revenue Funds					
Parking Garage Spec Rev Fund	557,053	538,600	559,100	538,600	0
Forfeit & Asset Seizure Fnd	1,121,063	505,000	480,000	525,000	20,000
Perm Public Imp Fund	0	0	0	9,219,200	9,219,200
Piney Orchard WWS Fund	925,110	1,200,000	1,100,000	1,100,000	(100,000)
Partnership Children Yth & Fam	2,854,155	4,344,100	3,497,600	5,184,700	840,600
Laurel Race Track Comm Ben Fnd	357,143	352,000	352,000	352,000	0
Inmate Benefit Fund	1,409,721	2,297,500	1,750,700	1,712,600	(584,900)
Reforestation Fund	1,577,230	950,000	1,660,000	1,150,000	200,000
AA Workforce Dev Corp Fund	2,486,518	2,400,000	2,400,000	2,400,000	0
Community Development Fund	5,740,323	7,126,200	7,018,400	9,070,400	1,944,200
Circuit Court Special Fund	124,179	160,000	160,000	165,000	5,000
Watershed Protection and Restorati	23,132,493	23,221,200	23,236,100	23,565,100	343,900
Video Lottery Impact Aid Fund	18,368,121	18,436,600	18,436,600	18,436,600	0
Impact Fee Fund	36,813,119	19,895,000	22,894,000	19,385,000	(510,000)
Grants Fund	32,821,942	36,928,900	35,153,700	42,339,400	5,410,500
Energy Loan Revolving Fund	36,420	0	0	0	0
Tax Increment Financing and Special Tax District Funds					
Tax Increment Financing Districts	47,851,377	47,176,700	47,953,900	51,580,300	4,403,600
Special Tax Districts	4,581,961	4,669,500	4,702,000	4,783,000	113,500
	<u>533,560,848</u>	<u>517,477,000</u>	<u>509,413,400</u>	<u>556,510,100</u>	<u>39,033,100</u>

Comparative Statement of Expenditures - Other Funds

	FY2018 Actual	FY2019 Original	FY2019 Estimate	FY2020 Budget	Inc (Dec) from Orig.
Enterprise Funds					
Water & Wstwtr Operating	103,119,997	112,137,300	112,137,100	118,743,900	6,606,600
Water & Wstwtr Sinking Fund	56,859,834	61,325,600	61,087,700	65,267,700	3,942,100
Waste Collection Fund	53,024,004	56,085,800	55,704,400	60,135,900	4,050,100
Rec & Parks Child Care Fund	5,583,499	6,115,500	6,134,800	6,755,000	639,500
Internal Service Funds					
Self Insurance Fund	22,544,313	23,316,900	23,070,800	23,966,900	650,000
Health Insurance Fund	78,467,110	86,893,000	91,352,800	90,849,200	3,956,200
Garage Working Capital Fund	15,120,273	15,729,900	15,169,100	15,710,900	(19,000)
Garage Vehicle Replacement	11,098,315	12,711,400	12,709,700	11,098,300	(1,613,100)
Fiduciary & Special Debt Service Funds					
Ag & WdlnD Prsrvtn Sinking	743,839	742,800	742,800	741,700	(1,100)
Special Revenue Funds					
Parking Garage Spec Rev Fund	524,462	527,300	527,100	527,300	0
Forfeit & Asset Seizure Fnd	551,665	846,000	821,000	575,000	(271,000)
Piney Orchard WWS Fund	925,110	1,200,000	1,100,000	1,100,000	(100,000)
Partnership Children Yt	2,861,678	4,344,100	3,117,600	5,184,700	840,600
Laurel Race Track Comm Ben	352,000	373,200	373,200	346,500	(26,700)
Inmate Benefit Fund	1,307,288	2,318,400	1,705,200	1,761,800	(556,600)
Reforestation Fund	2,165,561	5,531,300	5,333,500	3,731,700	(1,799,600)
AA Workforce Dev Corp Fund	2,486,518	2,400,000	2,400,000	2,400,000	0
Community Development Fund	6,532,211	7,126,200	7,018,400	9,070,400	1,944,200
Circuit Court Special Fund	81,393	160,000	160,000	165,000	5,000
Watershed Protection and Restoration Fund	15,994,604	18,804,900	18,293,100	22,262,500	3,457,600
Video Lottery Impact Aid Fund	19,999,800	19,066,200	19,066,200	18,793,800	(272,400)
Impact Fee Fund	39,376,211	81,932,300	2,685,100	63,581,600	(18,350,700)
Grants Fund	33,097,876	36,928,900	34,349,700	42,339,400	5,410,500
Energy Loan Revolving Fund	191,600	17,800	17,700	38,700	20,900
Tax Increment Financing and Special Tax District Funds					
Tax Increment Financing Districts	36,395,867	44,176,900	43,228,700	48,560,300	4,383,400
Special Tax Districts	3,787,853	4,896,900	4,591,600	4,918,900	22,000
	<u>513,192,881</u>	<u>605,708,600</u>	<u>522,897,300</u>	<u>618,627,100</u>	<u>12,918,500</u>

APPROPRIATION AND REVENUE SUMMARY

District	Original FY19 Appropriation	Assessable Base, Lots/Tax Accts.	Tax Rate	Tax Amount FY2020	County Funds Aval	FY2020 Funds	Fund Balance	Appropriation FY2020	
SPECIAL COMMUNITY BENEFIT DISTRICTS									
Amberley	900001	75,100	182 t.a.	118.67	21,598	50	21,648	43,682	65,330
Annapolis Roads	900002	527,469	183,400,000	0.179	329,020	35,932	364,952	129,400	494,352
Arundel-on-the-Bay	900003	385,425	183,600,000	0.125	229,500	402	229,902	185,868	415,770
Avalon Shores	900004	126,258	585 t.a.	115.00	67,275	100	67,375	80,862	148,237
Bay Highlands	900005	240,267	49,900,000	0.05	24,950	100	25,050	217,001	242,051
Bay Ridge	900006	294,038	465 t.a.	632.34	294,038	9,589	303,627	761	304,387
Bayside Beach	900072	21,908	86,000,000	0.021	18,060	28	18,088	10,146	28,234
Beverly Beach	900007	51,900	371 t.a.	100.00	37,100	0	37,100	0	37,100
Birchwood	900008	14,718	96	40.00	3,840	537	4,377	0	4,377
Bittersweet	900057	3,831	11	150.00	1,650	10	1,660	1,457	3,117
Broadwater Creek	900076	17,015	81 t.a.	105.00	8,505	16,459	24,964	126	25,090
Cape Anne	900009	52,114	150 t.a.	175.00	26,250	13	26,263	47,378	73,641
Capetowne	900069	31,876	98 t.a.	357.80	35,064	0	35,064	0	35,064
Cape St. Claire	900010	430,253	2,311 t.a.	190.00	439,090	46	439,136	11,307	450,443
Carrollton Manor	900047	295,049	547 t.a.	150.00	82,050	31,227	113,277	214,273	327,550
Cedarhurst-on-the-Bay	900011	169,620	87,900,000	0.14	123,060	32	123,092	240,251	363,343
Chartwell	900012	89,485	669 t.a.	40.00	26,760	20	26,780	56,001	82,781
Columbia Beach	900013	190,356	52,400,000	0.293	153,532	7,234	160,766	99,449	260,215
Crofton	900014	1,558,115	1,213,000,000	0.069	836,970	47	837,017	715,780	1,552,797
Deale Beach	900066	11,950	182 t.a.	50.00	9,100	203	9,303	2,797	12,100
Eden Wood	900048	57,141	12 t.a.	750.00	9,000	1	9,001	55,923	64,924
Epping Forest	900015	584,799	137,800,000	0.257	354,146	20	354,166	328,599	682,765
Fair Haven Cliffs	900016	26,245	28 t.a.	175.00	4,900	20,595	25,495	3,900	29,395
Felicity Cove	900062	47,903	34 t.a.	545.00	18,530	8	18,538	30,336	48,874
Franklin Manor	900017	141,986	165,800,000	0.04	66,320	40	66,360	74,377	140,737
Gibson Island	900018	1,284,415	383,400,000	0.254	974,219	75	974,294	467,021	1,441,315
Greenbriar Gardens	900058	40,793	48 t.a.	378.00	18,144	17	18,161	22,448	40,609
Greenbriar II	900054	21,000	35 t.a.	600.00	21,000	0	21,000	0	21,000
Heritage	900065	73,536	101 lots	500.00	50,500	12	50,512	51,427	101,939
Hillsmere	900019	434,125	1,225 lots	249.00	305,025	147	305,172	287,228	592,400
Homewood Community A	900074	12,555	41 t.a.	155.66	6,382	9	6,391	2,839	9,230
Hunter's Harbor	900020	28,622	106 t.a.	150.00	15,900	7	15,907	10,397	26,304
Idlewilde	900070	30,691	114 t.a.	85.00	9,690	4	9,694	22,963	32,657
Indian Hills	900021	166,249	70,800,000	0.156	110,448	10	110,458	79,917	190,375
Kensington	900120	8,025	107 t.a.	78.750	8,426	0	8,426	0	8,426
Little Magothy River	900060	202,963	102 t.a.	350.00	35,700	8	35,708	198,733	234,441
Long Point on the Severn	900023	97,999	55 t.a.	400.00	22,000	7	22,007	77,046	99,053
Magothy Beach	900055	10,898	163 t.a.	40.00	6,520	5	6,525	2,770	9,295
Magothy Forge	900068	15,695	147 t.a.	99.26	14,591	15	14,606	11,241	25,848
Manhattan Beach	900024	221,092	620 t.a.	100.00	62,000	10	62,010	92,786	154,796
Mason Beach	900077	2,143	70 t.a.	62.50	4,375	0	4,375	0	4,375
North Beach Park	900025	12,509	105,300,000	0.0080	8,424	7	8,431	12,567	20,998
Owings Beach	900026	81,148	23,600,000	0.080	18,880	12	18,892	70,982	89,874
Owings Cliffs	900073	7,843	37 t.a.	75.00	2,775	5	2,780	6,828	9,608
Oyster Harbor	900027	933,230	146,300,000	0.27	395,010	0	395,010	580,253	975,263
Parke West	900028	101,282	421 t.a.	105.00	44,205	226	44,431	34,147	78,578
Pine Grove Village	900050	40,686	138 t.a.	160.00	22,080	10	22,090	37,120	59,210
Pines on the Severn	900067	88,761	237 t.a.	239.73	56,816	6	56,822	64,539	121,361
The Provinces	900049	36,684	877 t.a.	18.00	15,786	10	15,796	25,894	41,690
Queens Park	900029	63,395	448 t.a.	114.58	51,332	0	51,332	12,000	63,332
Rockview Beach/Riviera I	900063	27,616	231 t.a.	43.77	10,111	8	10,119	22,788	32,907

APPROPRIATION AND REVENUE SUMMARY

District		Original FY19 Appropriation	Assessable Base, Lots/Tax Accts.	Tax Rate	Tax Amount FY2020	County Funds Aval	FY2020 Funds	Fund Balance	Appropriation FY2020
Scheides Cove Communit	900078	21,561	18 t.a.	500.00	9,000	8,550	17,550	12,561	30,111
Selby on the Bay	900030	145,130	857 t.a.	140.00	119,980	200	120,180	51,865	172,045
Severndale	900032	47,293	131 lots	49.99	6,549	4	6,553	42,327	48,880
Severn Grove	900071	33,743	106 t.a.	254.50	26,977	10	26,987	12,806	39,793
Severna Forest	900031	29,816	171 t.a.	129.98	22,227	7,728	29,954	0	29,954
Sherwood Forest	900033	1,228,760	341 lots	3,614.00	1,232,374	0	1,232,374	0	1,232,374
Shoreham Beach	900034	193,550	140 t.a.	525.00	73,500	405	73,905	32,389	106,294
Snug Harbor	900035	66,848	97 t.a.	86.81	8,421	10	8,431	58,556	66,986
South River Heights	900037	11,737	83 t.a.	141.41	11,737	0	11,737	0	11,737
South River Park	900039	74,679	114 t.a.	300.00	34,200	20	34,220	31,640	65,860
Steedman Point	900040	35,392	16 t.a.	250.00	4,000	35,192	39,192	0	39,192
Stone Haven	900052	15,431	114 t.a.	55.40	6,316	10	6,326	9,706	16,032
Sylvan Shores	900075	132,735	265	346.25	91,756	40	91,796	64,435	156,231
Sylvan View on the Mago	900044	36,412	142 t.a.	175.00	24,850	40	24,890	11,630	36,520
Upper Magothy Beach	900059	37,176	289 t.a.	50.00	14,450	208	14,658	16,034	30,692
Venice Beach	900042	87,700	24,000,000	0.06	14,400	10	14,410	89,582	103,992
Venice on the Bay	900053	11,166	204 t.a.	35.00	7,140	5	7,145	3,641	10,786
Warthen Knolls	900064	6,597	11	962.30	10,585	5	10,590	4,939	15,529
Wilelinor	900056	45,694	56 t.a.	500.00	28,000	5	28,005	39,768	67,773
Woodland Beach	900043	814,219	6302 lots	80.00	504,160	355	504,515	297,636	802,151
Woodland Beach (Pasade)	900046	17,466	21 t.a.	300.00	6,300	10	6,310	5,790	12,100
Totals		12,581,881			7,767,569	176,109	7,943,678	5,528,913	13,472,592
SHORE EROSION CONTROL DISTRICTS									
Annapolis Cove	900371	12,272	207 lots	46.23	9,570			2,700	12,270
Arundel-on-the-Bay	900303	264,849	183,600,000	0.02	36,720			250,417	287,137
Bay Ridge	900306	500,285	456,100,000	0.021	95,781			447,058	542,839
Cape Anne	900309	38,992	39,700,000	0.022	8,734			0	8,734
Camp Wabana	900308	9,690	1 t.a.	9,663.15	9,663			0	9,663
Cedarhurst on the Bay	900311	138,230	87,900,000	0.11	96,690			0	96,690
Columbia Beach	900313	217,977	52,400,000	0.105	55,020			152,738	207,758
Elizabeth's Landing	900373	14,750	143,100,000	0.010	14,310			1,200	15,510
Franklin Manor	900317	127,280	165,800,000	0.10	165,800			331,100	496,900
Idlewilde	900374	91,948	3,500,000	0.211	7,368			91,206	98,574
Mason's Beach	900375	164,001	22,400,000	0.200	44,800			164,001	208,801
North Beach Park	900325	138,000	104,900,000	0.087	91,263			44,737	136,000
Riviera Beach	900377	335,140	365,300,000	0.04	146,120			142,624	288,744
Snug Harbor	900335	8,107	97 t.a.	84.8200	8,228			0	8,228
Totals		2,061,521			790,066			1,627,781	2,417,847
WATERWAY IMPROVEMENT DISTRICTS									
Amberley	900690, 691	6,000	181 t.a.	varies	5,700			0	5,700
Browns Pond	900680	24,351	10.50 shrs	1,077.69	11,316			20,107	31,423
Buckingham Cove	900685	9,161	15 t.a.	610.72	9,161			0	9,161
Cattail Creek and Upper M	900687	5,400	Varies cu.yd.		5,400			8,211	13,611
Johns Creek	900681	7,266	9 t.a.	809.36	7,284			0	7,284
Lake Hillsmere II	900688	7,945	14 t.a.	562.00	7,868			74	7,942
Romar Estates	900686	12,836	25 t.a.	513.45	12,836			0	12,836
Snug Harbor	900635	102,200	44 t.a.	1,669.00	73,436			60,000	133,436
Whitehall	900689	6,874	12 shrs	575.91	6,911			0	6,911
Totals		182,033			139,912			88,392	228,304

Position Summary

FY2020 Approved Budget

	FY2018 Approved	FY2019 Request	FY2019 Approved	FY2019 Adjusted	FY2020 Budget	Variance
General Fund						
Positions in the County Classified Service	3,447	3,488	3,488	3,487	3,594	107
Positions Exempt from the County Classified Service	307	314	313	314	324	10
General Fund Total	3,754	3,802	3,801	3,801	3,918	117
Rec & Parks Child Care Fund	9	9	9	9	9	0
Water & Wstwtr Operating Fund	380	380	380	380	380	0
Waste Collection Fund	90	90	90	90	90	0
Wastewater Protection and Restoration Fund	53	53	53	53	53	0
Self Insurance Fund	14	14	14	14	15	1
Garage Working Capital Fund	67	67	67	67	67	0
Reforestation Fund	7	7	7	7	7	0
All Funds	4,286	4,422	4,421	4,421	4,539	118

Position Summary

FY2020 Approved Budget

Positions in the County Classified Service

	FY2018 Approved	FY2019 Request	FY2019 Approved	FY2019 Adjusted	FY2020 Budget	Variance
General Fund						
Legislative Branch	11	12	12	12	13	1
Office of Law	32	32	32	32	33	1
Office of Administrative Hearings	0	0	0	0	1	1
Chief Administrative Officer	8	0	0	0	0	0
Office of Central Services	114	114	114	114	113	-1
Office of Finance	73	73	73	73	74	1
Office of the Budget	7	7	7	7	8	1
Office of Personnel	44	39	39	39	39	0
Office of Information Technology	86	87	87	87	88	1
Office of Transportation	0	9	9	9	9	0
Office of Planning and Zoning	64	60	60	60	67	7
Department of Inspections and Permits	124	124	124	124	129	5
Department of Public Works	240	240	240	240	243	3
Department of Aging and Disabilities	58	58	58	58	58	0
Department of Recreation and Parks	92	97	97	97	102	5
Health Department	81	81	81	81	81	0
Department of Social Services	11	11	11	11	11	0
Police Department	986	1,010	1,010	1,009	998	-11
Fire Department	918	930	930	930	984	54
Department of Detention Facilities	393	395	395	395	432	37
Office of Emergency Management	0	3	3	3	3	0
Office of the Sheriff	105	106	106	106	108	2
General Fund	3,447	3,488	3,488	3,487	3,594	107

Position Summary

FY2020 Approved Budget

Positions Exempt from the County Classified Service

	FY2018 Approved	FY2019 Request	FY2019 Approved	FY2019 Adjusted	FY2020 Budget	Variance
General Fund						
Legislative Branch	25	25	25	25	25	0
County Executive	19	20	20	20	21	1
Office of Law	2	2	2	2	2	0
Office of Administrative Hearings	2	2	2	2	2	0
Chief Administrative Officer	4	2	2	2	6	4
Office of Central Services	2	2	2	2	2	0
Office of Finance	2	2	2	2	2	0
Office of the Budget	1	1	1	1	1	0
Office of Personnel	2	2	2	2	2	0
Office of Information Technology	2	2	2	2	2	0
Office of Transportation	0	1	1	1	1	0
Office of Planning and Zoning	2	3	3	3	4	1
Department of Inspections and Permits	9	9	9	9	9	0
Department of Public Works	2	2	2	2	2	0
Department of Aging and Disabilities	3	3	3	3	3	0
Department of Recreation and Parks	3	3	3	3	3	0
Health Department	1	1	1	1	1	0
Police Department	6	6	6	7	7	0
Fire Department	4	4	4	4	4	0
Department of Detention Facilities	2	2	2	2	2	0
Office of Emergency Management	0	2	2	2	2	0
Circuit Court	59	60	60	60	60	0
Orphans' Court	3	3	3	3	3	0
Office of the State's Attorney	117	120	119	119	123	4
Office of the Sheriff	2	2	2	2	2	0
Board of License Commissioners	27	27	27	27	27	0
Board of Supervisors of Elections	4	4	4	4	4	0
Ethics Commission	2	2	2	2	2	0
General Fund	307	314	313	314	324	10

Significant Capital Projects

The presentation that follows shows that the FY2020 budget provides \$333,104,857 in appropriation authority for General County Capital Projects. This is distributed among a total of 163 capital projects. The “80-20 Rule” (whereby 80% of the whole can be explained by just 20% of the detail) once again applies to the Capital Budget this year. That is, just 20 capital projects (12%) account for \$265.2 million of this total amount (80%).

The table in the opposite column lists these 20 capital projects and sorts them into two categories: those that are of a recurring nature, and those that are not. The recurring projects represent major initiatives to renovate and rehabilitate existing infrastructure. This investment will not only improve the quality of life in Anne Arundel County but should also have a positive impact on the operating budget because facilities that are beyond their useful life tend to require more maintenance. Given the maintenance backlogs in virtually all of these major infrastructure categories (e.g., schools, roads, county buildings, etc.) and that many of these improvements also provide expanded or enhanced capacity, this impact is not likely to result in operating budget reductions but rather in improved service delivery.

Many of the non-recurring projects are similar to the recurring projects in that they represent the renovation, rehabilitation or replacement of existing infrastructure. Therefore, this investment should also have a positive impact on the operating budget. However, many of these projects also provide expanded capacity which can have a negative impact on the operating budget.

The majority of these major projects add school capacity, so it is important to be mindful of the nature of school operating costs. The number of students enrolled, and the staff assigned to service them, are not driven by school building capacity; these students exist and are serviced by school staff whether or not this takes place in inadequate physical space. Therefore, projects that add capacity (even a new school) do not necessarily result in as much increased operating costs as one might expect.

A brief description of these major capital projects is shown on the following page. More detail regarding these and all the other capital projects can be found in the Capital Budget and Program, which is an integral part of the County’s Comprehensive Budget.

Major Capital Projects	
Capital Project	FY2020 Amount
Building Systems Renov	\$21,500,000
Road Resurfacing	\$13,675,000
All Day K and Pre K	\$11,000,000
Rd Reconstruction	\$10,913,639
Information Technology Enhance	\$7,737,000
County Facilities & Sys Upgrad	\$7,379,000
Additions	\$6,000,000
Maintenance Backlog	\$5,900,000
Security Related Upgrades	\$5,818,000
Recurring Subtotal	\$89,922,639
Health and Life Sciences Bldg	\$45,394,000
Crofton Area HS	\$24,422,000
Edgewater ES	\$24,009,000
Tyler Heights ES	\$19,280,000
Richard Henry Lee ES	\$16,322,000
Old Mill West HS	\$10,007,000
Broadneck Peninsula Trail	\$9,350,000
Quiet Waters Retreat	\$8,175,000
Public Safety Support	\$7,012,000
Millersville Park Tennis Ctr	\$6,530,000
George Cromwell ES	\$4,742,000
Non-Recurring Subtotal	\$175,243,000
Total	\$265,165,639

Health and Life Sciences Bldg (total cost estimate: \$117.0 million)

This provides the Community College with a new 172,856 gsf state-of-the-art Health Science and Biology building, including properly sized and equipped labs to meet the burgeoning need for workforce training in these areas. The impact on the operating budget is anticipated to be \$1 to \$2 million/yr.

Crofton Area HS (total cost estimate: \$134.8 million)

This project will provide for a new high school within the Crofton Area. This is the first new high school in Anne Arundel County since 1982. The impact on the operating budget is anticipated to be over \$3 million/yr.

Edgewater ES (total cost estimate: \$50.0 million)

This project provides for revitalization and an addition to Edgewater ES which was originally constructed in 1953, with addition/renovation in 1964 and 1985. The capacity of the school will increase by roughly 50%. The impact on the operating budget is anticipated at \$500,000 to \$1 million/yr.

Tyler Heights ES (total cost estimate: \$43.1 million)

This project provides for the revitalization and an addition to Tyler Heights ES which was originally constructed in 1962, with addition/renovation in 1970 and 1996. The school capacity will increase by roughly 25%. The impact on the operating budget is anticipated to be \$100,000 to \$500,000/yr.

Richard Henry Lee ES (total cost estimate: \$39.8 million)

This project provides for the revitalization and an addition to Richard Henry Lee ES which was originally constructed in 1972. The school capacity will increase by roughly 10%. The impact on the operating budget is anticipated to be \$100,000 to \$500,000/yr.

Old Mill West HS (total cost estimate: \$145.0 million)

This project will provide for a new high school within the Old Mill feeder zone. This new high school, along with another new high school in this feeder system for which design funds are programmed in FY25, will ultimately replace the existing Old Mill HS. The impact on the operating budget is anticipated to be \$1 to \$2 million/yr.

Broadneck Peninsula Trail (total cost estimate: \$18.4 million)

This Project provides for a paved multiuse trail running from Sandy Point State Park to the B & A Trail. The prior approved and FY20 funding is sufficient to complete the connection between College Parkway East and the B & A Trail. The impact on the operating budget is anticipated to be \$100,000 to \$500,000/yr.

Quiet Waters Retreat (total cost estimate: \$8.2 million)

This project provides for the acquisition of an approximately 19 acre parcel of property located on the South River and adjacent to the County's Quiet Waters Park. The impact on the operating budget is anticipated to be less than \$100,000/yr.

Public Safety Support (total cost estimate: \$7.6 million)

This project provides for the removal of the current mobile trailers utilized as Drug and DNA Crime Lab and Property Management, and to construct a new facility to house the Crime Lab, Evidence Collection and Forensic Firearms Lab. The impact on the operating budget is anticipated to \$100,000 to \$500,000/yr.

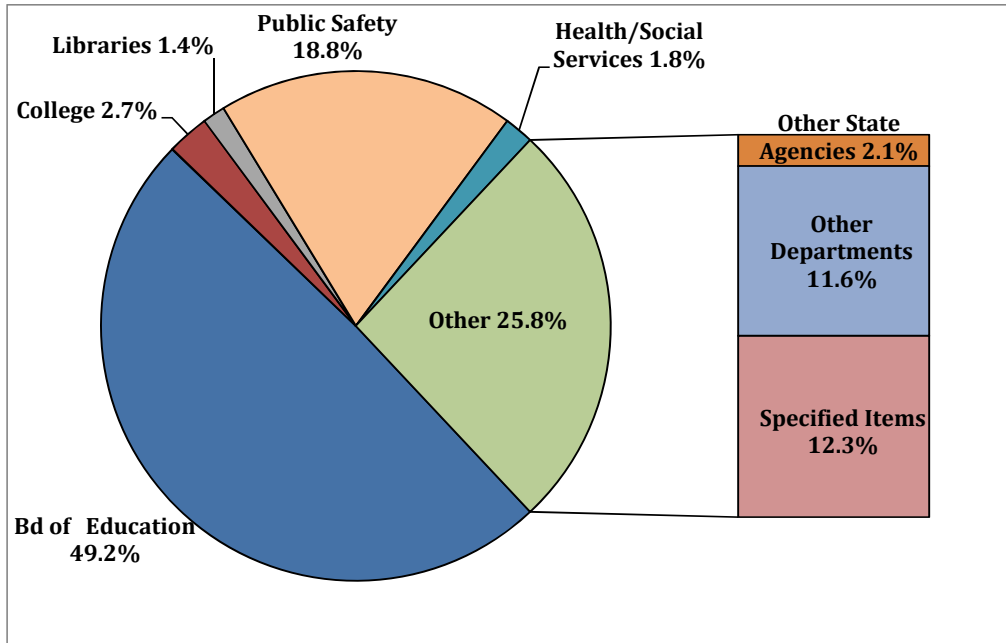
Millersville Park Tennis Ctr (total cost estimate: \$7.5 million)

This project provides for roads, parking, utilities, storm water management and outdoor courts related to a more comprehensive indoor - outdoor tennis facility at the 33 acre Millersville Park site on Millersville Road. The indoor courts and related support facilities will be designed and constructed by the Tennis Alliance of Anne Arundel County under a future lease agreement. The impact on the operating budget is anticipated to be \$100,000 to \$500,000/yr.

George Cromwell ES (total cost estimate: \$36.3 million)

The project will provide a revitalization and addition for George Cromwell ES which was originally constructed in 1964. The school capacity will increase by roughly 40%. The impact on the operating budget is anticipated to be \$500,000 to \$1 million/yr.

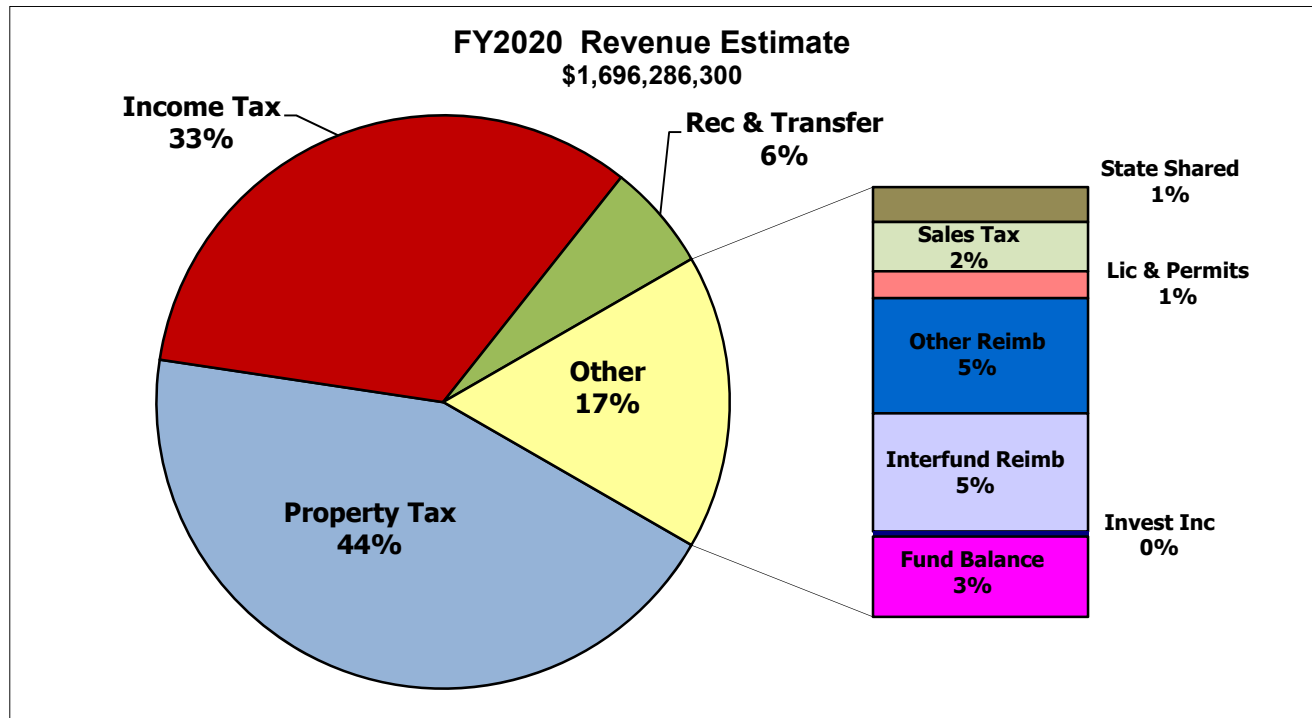
**General Fund Appropriations
\$1,696,131,500**



Category (% of whole)	FY2019 Original	FY2020 Budget	Inc (Dec)
Bd of Education (49.2%)	783,940,500	834,215,800	6.4%
College (2.7%)	42,387,700	45,387,700	7.1%
Libraries (1.4%)	22,201,400	24,381,800	9.8%
Public Safety (18.8%)	296,352,500	319,269,900	7.7%
Health/Social Services (1.8%)	31,211,800	31,337,700	0.4%
Other State Agencies (2.1%)	34,545,900	36,181,900	4.7%
Other Departments (11.6%)	173,263,800	195,955,200	13.1%
Specified Items (12.3%)	206,034,700	209,401,500	1.6%
Total (100%)	1,589,938,300	1,696,131,500	6.7%
Other Departments			
Public Works (2.1%)	34,158,000	34,786,000	1.8%
Planning & Zoning / Insp & Permits (1.3%)	19,571,000	21,799,000	11.4%
Recreation & Parks (1.7%)	25,817,100	28,371,700	9.9%
Central Services (1.4%)	21,957,400	23,061,800	5.0%
Office of Information Technology (1.3%)	21,783,000	22,839,700	4.9%
Other (3.8%)	49,977,300	65,097,000	30.3%
Sub-Total (11.6%)	173,263,800	195,955,200	13.1%
Specified Items			
CAO Contingency (0.7%)	12,313,500	12,000,000	-2.5%
PayGo (2.1%)	41,332,000	35,000,000	-15.3%
Debt Service (4.0%)	66,964,400	67,855,400	1.3%
Self Insurance (0.9%)	13,318,000	14,807,000	11.2%
Revenue Reserve (0.3%)	6,500,000	5,500,000	-15.4%
Retiree Health (1.8%)	28,500,000	30,000,000	5.3%
OPEB Contribution (2.5%)	35,000,000	42,000,000	20.0%
State Dept of Assess (0.1%)	2,106,800	2,239,100	6.3%
Sub-Total (12.3%)	206,034,700	209,401,500	1.6%

Comparative Statement of Revenues - General Fund

Funding Source	FY2018 Actual	FY2019 Original	FY2019 Revised	FY2020 Estimate	Inc (Dec) from Orig.
General Property Taxes	675,622,755	694,859,000	702,777,000	747,069,000	52,210,000
Local Income Taxes (Income Tax	508,267,424	517,958,000	512,892,000	564,999,600	47,041,600
State Shared Revenue	21,200,626	21,579,900	21,244,700	23,022,300	1,442,400
Recordation and Transfer Taxes	110,642,661	102,000,000	110,000,000	102,000,000	0
Local Sales Taxes	32,744,464	31,948,000	32,073,800	32,176,000	228,000
Licenses and Permits	18,132,998	17,349,400	17,715,800	17,722,300	372,900
Investment Income	3,871,817	1,200,000	3,200,000	3,200,000	2,000,000
Fees for Serv and Other Rev	75,189,331	76,407,600	77,127,400	75,472,500	(935,100)
Interfund Recoveries	62,528,230	68,079,100	71,307,900	77,610,100	9,531,000
Total County Revenue	1,508,200,306	1,531,381,000	1,548,338,600	1,643,271,800	111,890,800
Fund Balance	(5,013,916)	58,557,300	36,599,700	53,014,500	(5,542,800)
Total	1,503,186,390	1,589,938,300	1,584,938,300	1,696,286,300	106,348,000



**Revenue Summary
General Fund**

FY2020 Approved Budget

Revenue Category: General Property Taxes

Funding Source	Actual FY2018	Original FY2019	Revised FY2019	Estimate FY2020	Inc (Dec) from Orig.
Real and Personal Taxes	674,448,436	693,669,000	701,667,000	745,959,000	52,290,000
Interest and Penalties	1,174,320	1,190,000	1,110,000	1,110,000	(80,000)
Total	675,622,755	694,859,000	702,777,000	747,069,000	52,210,000

- FY19 collections are projected to be higher than originally estimated due to better than expected new construction activity and slight increase in the assessable base.
- The FY20 estimate is a 6.3% increase over the revised estimate for FY19. The difference between this estimated growth and that allowed under the Property Tax Cap (1.55% for FY20) is attributable to new construction which is excluded from the limit, and the 3.7% increase in Property Tax rate.

Background

County property taxes are levied against real property and personal property. Both residential and business real property is subject to property tax while only business personal property is subject to property tax. In addition to the exemptions for properties that are owned and used by religious, charitable, or educational organizations, and for property owned by the Federal, State, or local governments, these property taxes are the subject of many credit programs, as well as the Property Tax Revenue Limit (i.e., "Tax Cap") imposed by county voters in November of 1992.

The general process of estimating property taxes can be described as follows:

1. The assessable base for real and personal property is estimated
2. The impact of property tax credit programs is estimated and subtracted from the assessable base
3. Tax rates are then identified and applied to this adjusted assessable base, and an associated revenue yield is determined.

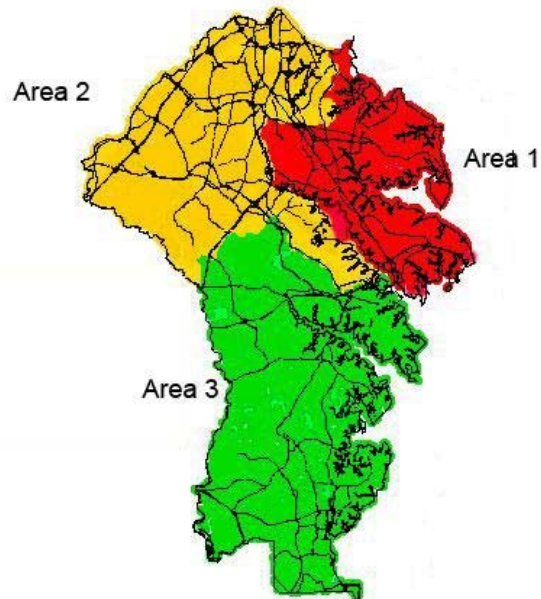
While this generally describes the estimation process, the actual estimation process is more complicated due to the specific requirements of the different property tax credit programs, the Tax Cap, and the calculation of the City of Annapolis tax differential.

Revenue Summary General Fund

FY2020 Approved Budget Property Taxes

Assessment of Real Property

Each year the Department of Assessments and Taxation values one-third of all real property. Over a three-year period, all properties in the State are required to be appraised based on a physical inspection. Any increase in the full cash value (market value) is phased in over the next three years. The phased-in full cash value is the assessed value for each taxable year. The assessment areas for Anne Arundel County are shown in the following figure and the cycle is as follows:



Assessment of Personal Property

Personal property includes such items as business furniture, fixtures, and equipment; commercial or manufacturing inventory; and manufacturing machinery. The assessment of personal property is also the responsibility of the Department of Assessments and Taxation. All assessments are made on the full cash value of the property on the date of finality, subject to the many exemptions allowed by the local governments. Assessments are made annually on the basis of sworn reports filed by businesses with the department's central office and covering all tangible personal property located in Maryland. Separate provisions apply to the assessment of operating property of railroads and public utilities.

Electricity deregulation legislation enacted by the 1999 General Assembly resulted in a 50% exemption for certain personal property used to generate electricity for sale. This property tax exemption reduced the assessable base by over \$400 million and reduced revenues by an estimated \$10 million. A portion (\$7.8 million) of this revenue reduction was offset by a state deregulation grant to the county. The 2007 Special Session eliminated this grant but provided for the recapture of this revenue through the local property tax.

State Department of Assessments & Taxation
October 2006

Area 1	Assessment Area 1 will be reassessed for January 1, 2022
Area 2	Assessment Area 2 will be reassessed for January 1, 2020
Area 3	Assessment Area 3 will be reassessed for January 1, 2021

**Revenue Summary
General Fund**

**FY2020 Approved Budget
Property Taxes**

Estimated Assessable Base

The County's assessable tax base is estimated to increase by 2.9% to \$93.5 billion. The real property component of this assessable base is estimated to increase by 3.1% while the personal property component is estimated to decrease by 4.5%.

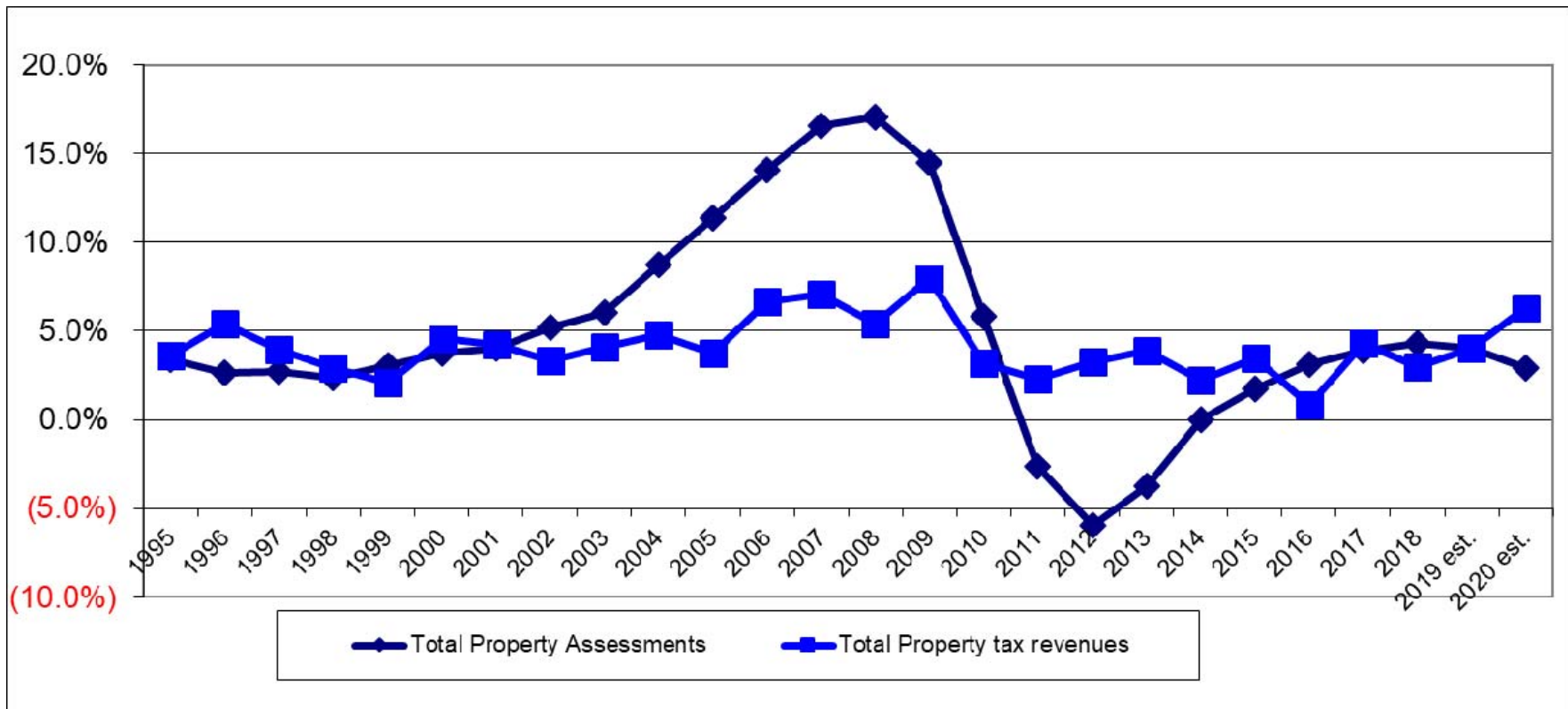
**Assessable Base - Historical and Estimated Change
(\$ in millions)**

Fiscal Year	Real Property		Personal Property		Total Property	
	Amount	Change	Amount	Change	Amount	Change
1996	27,051.8	2.4%	2,187.7	5.5%	29,239.5	2.7%
1997	27,735.8	2.5%	2,305.0	5.4%	30,040.8	2.7%
1998	28,408.0	2.4%	2,340.6	1.5%	30,748.6	2.4%
1999	29,299.1	3.1%	2,383.3	1.8%	31,682.4	3.0%
2000	30,332.9	3.5%	2,532.4	6.3%	32,865.3	3.7%
2001	31,785.6	4.8%	2,409.1	(4.9%)	34,194.7	4.0%
2002	33,562.1	5.6%	2,419.7	0.4%	35,981.7	5.2%
2003	35,715.6	6.4%	2,445.0	1.0%	38,160.6	6.1%
2004	39,116.3	9.5%	2,379.4	(2.7%)	41,495.7	8.7%
2005	43,803.1	12.0%	2,406.5	1.1%	46,209.5	11.4%
2006	50,253.5	14.7%	2,478.8	3.0%	52,732.3	14.1%
2007	58,870.2	17.1%	2,589.1	4.4%	61,459.3	16.5%
2008	69,445.6	18.0%	2,518.2	(2.7%)	71,963.8	17.1%
2009	79,621.4	14.7%	2,753.6	9.3%	82,375.0	14.5%
2010	84,417.7	6.0%	2,736.4	(0.6%)	87,154.1	5.8%
2011	82,238.1	(2.6%)	2,642.0	(3.4%)	84,880.1	(2.6%)
2012	77,290.1	(6.0%)	2,553.9	(3.3%)	79,844.1	(5.9%)
2013	74,266.7	(3.9%)	2,581.2	1.1%	76,848.0	(3.8%)
2014	74,302.9	0.0%	2,553.3	(1.1%)	76,856.3	0.0%
2015	75,747.7	1.9%	2,450.3	(4.0%)	78,198.0	1.7%
2016	78,155.0	3.2%	2,512.0	2.5%	80,667.0	3.2%
2017	81,209.2	3.9%	2,596.3	3.4%	83,805.4	3.9%
2018	84,742.6	4.4%	2,675.8	3.1%	87,418.4	4.3%
2019 est.	88,048.4	3.9%	2,863.5	7.0%	90,912.0	4.0%
2020 est.	90,809.8	3.1%	2,735.0	(4.5%)	93,544.7	2.9%

Rate of Growth: Property Assessments versus Property Tax Revenue

Each year during the period from the 1990's through 2010, the County's total assessable base experienced growth. However, after five straight years of double-digit assessment increases between FY2005 and FY2009, FY2010's growth rate of the assessable base decreased, and was followed by four consecutive years of declines. The FY2019 property base estimate is projected to increase by 4.0% followed by only 2.9% increase for FY2020. However, the growth of total property tax revenues is projected to be 6.0% due to the 3.6% increase in the property tax rate. The impact of the property tax cap and the Homestead Tax Credit Program is seen in the wide gap shown in the chart below, which historically has provided this revenue category with a significant hedge against housing market downturns.

**Total Property Assessments and Property Tax Revenue
Comparison of Historical and Estimated Change**



Property Tax Credit Programs

The largest property tax credit program is the Homestead Tax Credit. This state law (<http://dat.maryland.gov/realproperty/Pages/Maryland-Homestead-Tax-Credit.aspx>) was established to help homeowners deal with large assessment increases. The Homestead Credit limits the increase in taxable assessments each year to a fixed percentage. Every county and municipality in Maryland is required to limit taxable assessment increases to 10% or less each year. Anne Arundel County has established this limit to be 2%. In the City of Annapolis, the limit is set at 10%, which applies to taxes levied by the City of Annapolis. The Homestead Credit applies only to the principal residence of the property owner.

Technically, the Homestead Credit does not limit the market value of the property as determined by the Department of Assessments and Taxation. It is actually a credit applied against the tax due on the portion of the reassessment exceeding 2% from one year to the next. The credit is calculated based on the 10% limit for purposes of the State property tax, and 2% for purposes of County taxation. In other words, the homeowner pays no property tax on the assessment increase which is above the limit.

Example:

Assume that your old assessment was \$400,000 and that your new phased-in assessment for the 1st year is \$450,000. An increase of 2% would result in an assessment of \$408,000. The difference between \$450,000 and \$408,000 is \$42,000. The tax credit would apply to the taxes due on the \$42,000. If the tax rate was \$0.935 per \$100 of assessed value, the tax credit would be \$392.7 ($\$42,000 \div 100 \times \0.935).

To prevent improper granting of this credit on rented or multiple properties of a single owner, a law was enacted in 2007 that requires all homeowners to submit a one-time application to establish eligibility for the credit. Applications must be submitted by December 31, in order to be eligible for the Homestead Credit beginning July 1, of the following year.

The total number of properties receiving credits in FY2020 is estimated to be approximately 101,500. FY2020s total Homestead Tax credits are projected to increase to \$81.3 million, or by 4%.

The next largest tax credit program is the Homeowner's Property Tax Credit which is also known as the "Circuit Breaker". This State funded program (<http://dat.maryland.gov/realproperty/Pages/Homeowners%27-Property-Tax-Credit-Program.aspx>) provides relief to homeowners who meet the income eligibility criteria, regardless of age. The tax credit is determined according to the relationship between the homeowner's income and actual property tax that is levied against the property owner's principal residence. The tax credit does not cover the full amount of the property tax. Credits are computed according to a sliding scale, with the result that the tax credit diminishes as the gross household income increases. Anne Arundel County provides a local supplement to the credits provided under this program. Because the State funds their component of this program, the budget summary for Property Taxes shows the foregone revenue associated with this program along with a reimbursement from the State for a comparable amount.

The impact of a variety of other property tax credit programs is also included in the revenue estimate. However, the Homestead and Homeowner's Tax Credit Programs account for about 95% of all credits.

The County Council enacted Bill 81-17 which provides County public safety officers, living within the County, with a property tax credit of up to \$2,500 annually for five years. The County Council also passed Resolution 47-17 supporting a property tax reduction below the maximum allowed under the County's property tax revenue cap for all property taxpayers of an equivalent amount, so as to offset the potential property tax increase taxpayers would face due to the \$2,500 property tax credit for County public safety officers. The FY2020 estimated amount of this Credit is about \$1.49M.

The following table shows the estimated assessable base for FY2020, subtracts the estimated amounts associated with all of the tax credit programs, and estimates the revenue yield using the approved property tax rates.

**Revenue Summary
General Fund**

**FY2020 Approved Budget
Property Taxes**

FY2020 Property Tax Estimate

	<u>County</u>	<u>City</u>	<u>Total</u>
A. Assessable Base Estimate			
Real Property			
Full Year - Existing Properties	\$77,521,746,000	\$6,868,161,000	\$84,389,907,000
Full Year - New Construction	443,500,000	6,500,000	450,000,000
Half Year - New Construction	211,750,000	3,250,000	215,000,000
Total Real Property	\$78,176,996,000	\$6,877,911,000	\$85,054,907,000
Personal Property			
Unincorporated Businesses	33,758,000	4,585,000	38,343,000
Corporations	1,482,877,000	88,647,000	1,571,524,000
Public Utilities	1,050,956,000	74,134,000	1,125,090,000
Total Personal Property	\$2,567,591,000	\$167,366,000	\$2,734,957,000
Total Assessable Base Estimate	\$80,744,587,000	\$7,045,277,000	\$87,789,864,000
B. Less Tax Credits			
Real Property Tax Credits			
Agricultural Tax Credit	\$63,083,000	\$0	\$63,083,000
Airport Noise Zone Tax Credit	0	0	0
Public Safety Employees Tax Credit	160,000,000	2,700,000	162,700,000
Civic Association Tax Credit	0	0	0
Community Revitalization Tax	27,700,000	0	27,700,000
Credit	13,184,000	0	13,184,000
Conservation Property Tax Credit	5,500,000	0	5,500,000
Historic Preservation Tax Credit	140,267,000	26,246,000	166,513,000
Homeowners Tax Credit--Local	313,237,000	66,366,000	379,603,000
Homeowners Tax Credit--State	8,257,157,000	732,627,000	8,989,784,000
Homestead Tax Credit (102%)	\$8,980,128,000	\$827,939,000	\$9,808,067,000
Total Real Property Tax Credits	\$8,980,128,000	\$827,939,000	\$9,808,067,000
Personal Property Tax Credits			
Foreign Trade Zone Tax Credit	44,084,000	0	44,084,000
Total Personal Property Tax Credits	44,084,000	0	44,084,000

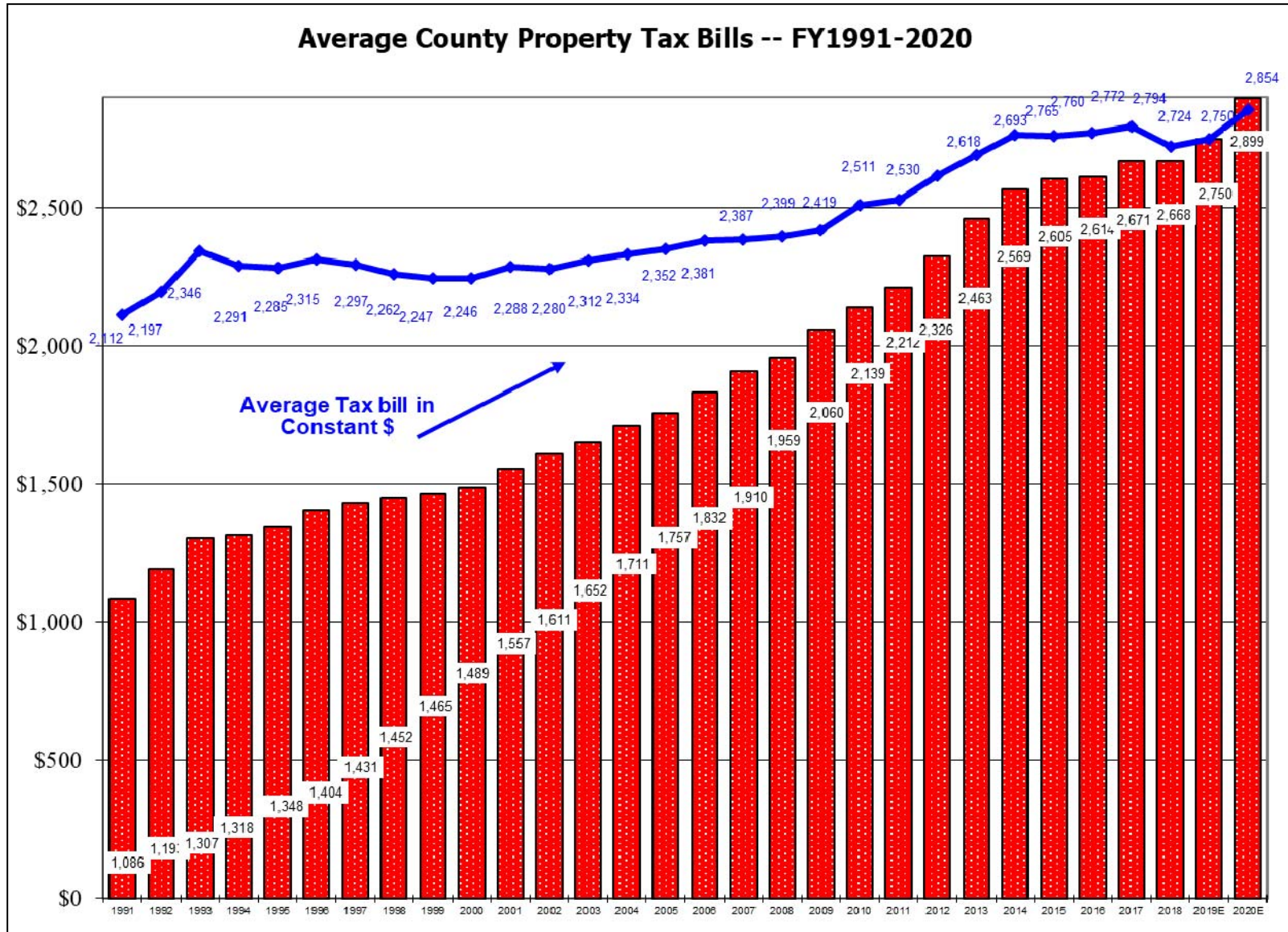
**Revenue Summary
General Fund**

**FY2020 Approved Budget
Property Taxes**

Total Tax Credits	\$9,024,212,000	\$827,939,000	\$9,852,151,000
Assessable Base Less Credits			
Real Property Base Less Credits	\$69,196,868,000	\$6,049,972,000	\$75,246,840,000
Personal Property Base Less			
Credits	2,523,507,000	167,366,000	2,690,873,000
Total Assessable Base Less Credits	\$71,720,375,000	\$6,217,338,000	\$77,937,713,000
C. Tax Rates and Revenue Yield			
Real Property Tax Rate			
Tax Rate	\$0.935	\$0.561	
Total Yield	\$646,991,000	\$33,928,000	\$680,919,000
Personal Property Tax Rate			
Tax Rate	\$2.337	\$1.402	
Total Yield	\$58,974,000	\$2,346,000	\$61,320,000
Total Property Tax Yield	\$705,965,000	\$36,274,000	\$742,239,000

The following table and chart summarizes property taxes for an average homeowner-occupied property both within and outside of the City of Annapolis:

	Outside Annapolis	Within Annapolis
1. FY2019 tax rates (real property / personal property)	\$0.902 / \$2.255	\$0.541 / \$1.352
2. FY2019 tax differential (real property / personal property)		\$0.361 / \$0.903
3. FY2019 avg property tax for homeowner-occupied property	\$2,806	\$1,819
4. FY2019 property tax yield per penny	\$7,395,500	\$639,500
5. FY2020 tax rates (real property / personal property)	\$0.935 / \$2.337	\$0.561 / \$1.402
6. FY2020 tax differential		\$0.374 / \$0.936
7. FY2020 avg property tax for homeowner occupied property	\$2,958	\$1,918
8. \$ and percent changes from FY2019 average tax bill	\$152 / 5.4%	\$99 / 5.4%
9. FY2020 avg full (market) value of homeowner occupied property	\$393,400	\$455,300
10. FY2020 avg taxable value of homeowner occupied property (full value minus average homestead tax credit)	\$316,400	\$342,100
11. Effect of 1¢ change (\$ and %) on average property tax bill	\$32 / 1.1%	\$34 / 1.8%
12. FY2020 property tax yield per penny	\$7,582,000	\$654,500



SUMMARY OF IMPACT OF PROPERTY TAX REVENUE LIMIT

- The Property Tax Revenue measure approved by County voters in November 1992 limits the growth of total property tax revenues from properties on the tax rolls at the beginning of Fiscal Year 2019 to the lesser of: (a) the percentage increase in the preceding January's Consumer Price Index; or (b) 4.5%.
- Property tax revenues from new properties coming onto the tax rolls during FY2020 are excluded from the limit. Similarly, certain other revenues including prior year accounts and the State Circuit Breaker Reimbursement are excluded from the limit. Therefore, the percentage growth of total property tax revenues can be greater than the maximum percentage allowable under the limit.
- The January 2019 United States Consumer Price Index for all Urban Consumers was 1.55% more than January 2018.
- FY2020 property tax revenues from properties on the tax rolls are allowed to increase by 1.55% over estimated FY2019 revenues. Estimated FY2019 property tax revenues subject to the limit are \$700.2 million. Therefore, before taking revenues from new properties into account, there can be a \$10.9 million increase in property tax revenues in FY2020.
- Estimates by the Budget Office, relying on the State Department of Assessments and Taxation's estimates for the County's FY2020 assessable base, indicate that the existing properties base (net of property tax credits) will increase by 2.4% over FY2019. Absent the limit's provisions and any change in the property tax rate, this would result in an additional \$11.0 million in revenues, which would exceed the allowable amount of increase (\$10.9 million) by approximately \$0.1 million.
- In order to bring estimated FY2020 Property Tax revenues in line with the allowable increase in revenues under the Property Tax Cap, the FY2020 budget would decrease the County real property tax rate outside Annapolis by 0.1 cents to \$0.901 and the County real property tax rate within Annapolis by 0.1 cents to \$0.540.
- The Administration is proposing to recapture the foregone property tax revenues due to the four historical instances that the County did not maximize the property tax rate under the tax cap. Therefore, the approved property tax rate for the FY2020 budget would be \$0.935 for the County real property tax rate outside Annapolis and Highland Beach (3.4 cents higher than the tax cap rate of \$0.901) and \$0.561 for the County real property tax rate within Annapolis (2.1 cents higher than the tax cap rate of \$0.540).

Revenue Summary General Fund

FY2020 Approved Budget Property Taxes

Constant Yield Tax Rate Provision

The constant yield tax rate is the rate that, when applied to the current base, yields the same property tax revenue as in the prior year. Generally, when there is growth in the real property assessable base, the constant yield tax rate is lower than the existing tax rate. Under the State mandated constant yield tax rate program, taxing authorities are required to: (1) provide extensive information to the public about the constant yield tax rate and the assessable base; and (2) hold public hearings regarding proposals to enact a tax rate that is higher than the constant yield rate.

This budget proposes increasing the real property tax rate from \$0.902 to \$0.935 which is 5.2% higher than the constant yield rate of \$0.8889. The approved rate will generate a \$33.3 million increase in property tax revenues. Therefore, as required by law, a public hearing is scheduled.

City of Annapolis Tax Differential

Residents of the City of Annapolis pay both a City and a County property tax. The tax differential represents the "non-city" portion of the County property tax rate. The City of Annapolis tax differential is calculated by allocating county spending into countywide and non-city categories. Countywide services include the Board of Education, the Community College, judicial

services and detention facilities, health, and human services functions. Examples of non-city services include recreation and parks, and most police services, fire services and planning and zoning services. All taxes, grants and other revenues, except for property taxes, are allocated to offset the costs of either countywide or non-city services. An annual report that provides details pertaining to this calculation and which sets the tax differential amount is presented by the County Executive to the City of Annapolis each May.

The calculated FY2020 Annapolis tax differentials (i.e., the property tax rates for services that the county provides only outside Annapolis and that Annapolis provides for itself) using amounts in the approved budget are \$0.373 for real property and \$0.932 for personal property. The calculated real property rate differential is \$0.001 less than the approved FY2020 real property tax differential (\$0.374). The calculated personal property rate differential is \$0.004 less than the approved FY2020 personal property tax differential (\$0.936).

Town of Highland Beach Tax Differential

Residents of the Town of Highland Beach pay both a Town and a County property tax. Starting FY2018, the County decided to set a \$0.03 tax differential for taking into consideration the fact that the Town of Highland Beach has its own Public Works and Planning and Zoning service.

**Revenue Summary
General Fund**

FY2020 Approved Budget

Revenue Category: Local Income Taxes (Income Tax

Funding Source	Actual FY2018	Original FY2019	Revised FY2019	Estimate FY2020	Inc (Dec) from Orig.
Local Income Taxes (Inco	508,267,424	517,958,000	512,892,000	564,999,600	47,041,600
Total	508,267,424	517,958,000	512,892,000	564,999,600	47,041,600

- The County's income tax revenue baseline estimates for FY19 and FY20 are based on the assumption for the increase in personal income in calendar years 2019 and 2020, of 4.25% and 4.0%, respectively.
- The current local income tax rate is 2.50%. The approved budget increases the County's income tax rate from 2.50% to 2.81%, which is expected to increase income tax revenue by \$28.6 million in FY20 and \$66.5 million annually.

Background

Historically, the income tax rate was stated as a percent of the State tax due. In 1999 State legislative action altered the manner by which income taxes are calculated for counties. This legislation was intended to simplify the calculation of local income taxes by taxpayers when they complete their state income tax forms. Most notably, county taxpayers now use one personal exemption amount to determine both their state and local income tax liability.

The income tax rate is now expressed as a percent of Maryland Net Taxable Income. The current income tax rate in Anne Arundel County is 2.50%. The approved budget increases the County's income tax rate from 2.50% to 2.81% effective January 1, 2020.

Revenue from the income tax is derived from personal income from County residents like salaries and social security payments as well as income from capital gains, interest and some business income. Local income tax revenue is collected by the State and distributed to local government throughout the year. These distributions consist of two components:

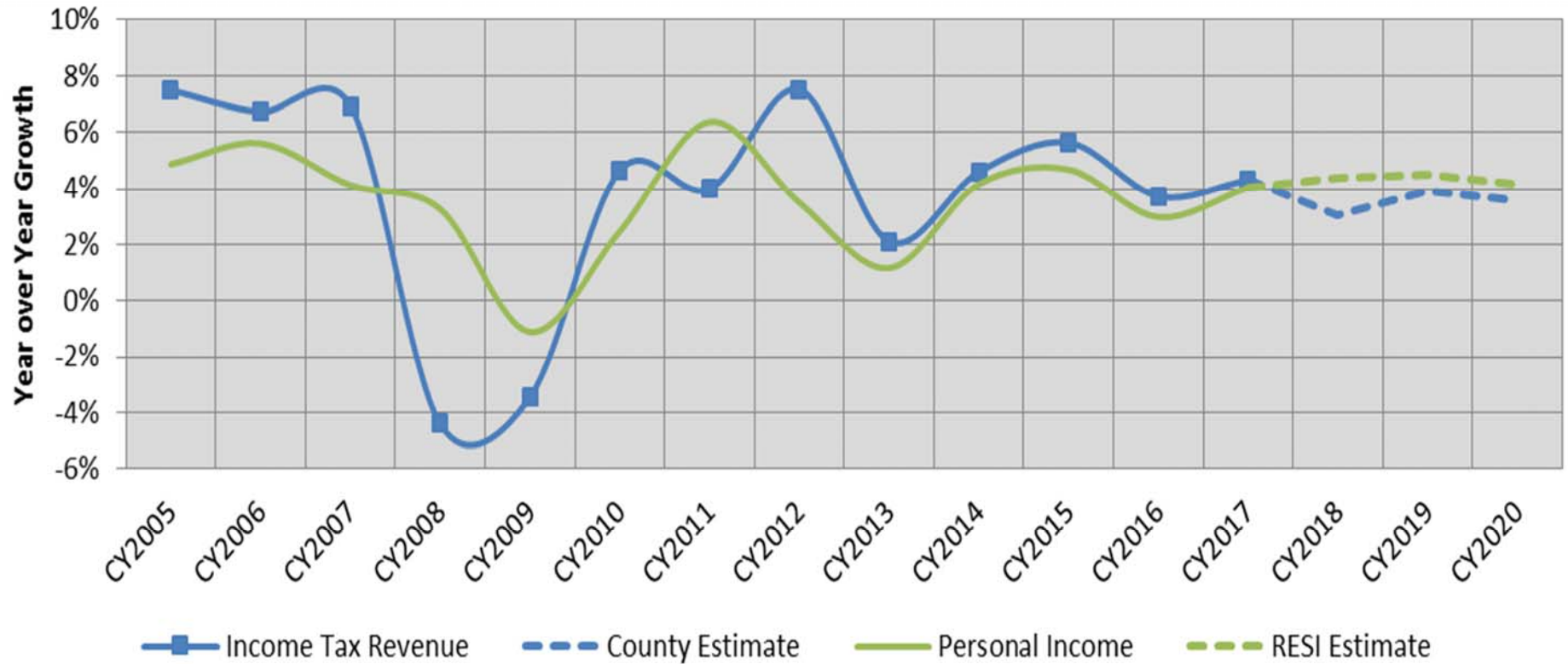
- (a) Distributions of quarterly withholdings, estimated income tax payments, and reconciling distributions related to specific calendar year tax returns. This accounts for about 90% of total income tax revenue.
- (b) Other miscellaneous distributions, including penalty and interest payments, delinquent filings, fiduciary returns, and unallocated withholdings, all of which are not allocable to specific calendar year tax returns.

**Revenue Summary
General Fund**

**FY2020 Approved Budget
Local Income Tax**

The fundamental relationship between the rate of change in personal income and the rate of change in income tax revenues is shown below. In an effort to show the true relationship, income tax revenues have been adjusted for rate changes and one-time revenues.

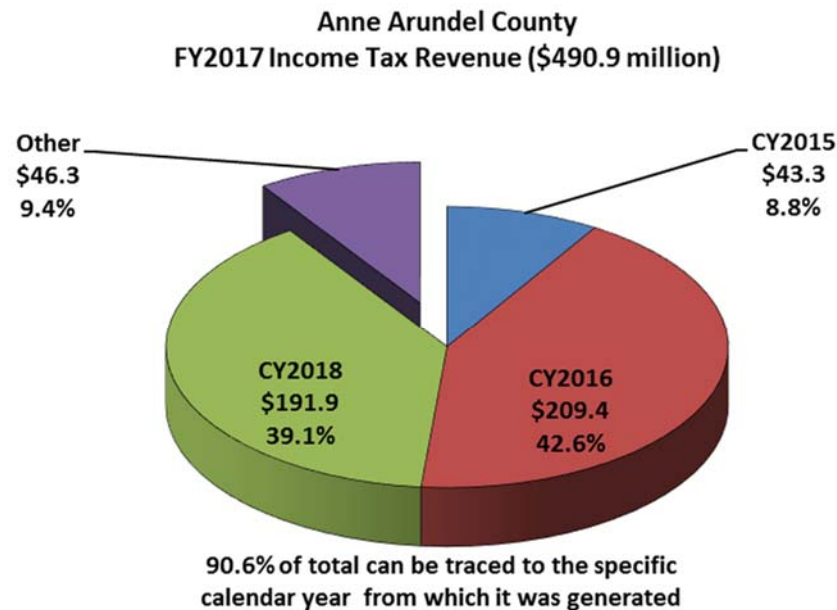
**Anne Arundel County
Income Tax related to Personal Income**



Revenue Summary General Fund

FY2020 Approved Budget Local Income Tax

While income taxes are generated on a calendar year (CY) basis (Jan. 1 to Dec. 31), the fiscal year (FY) in Anne Arundel County runs from July 1 to June 30. Over 90% of the income tax revenue received in a given fiscal year can be traced back to the specific calendar year from which it was generated. For FY 2017, income tax revenue can be broken-down as shown below.

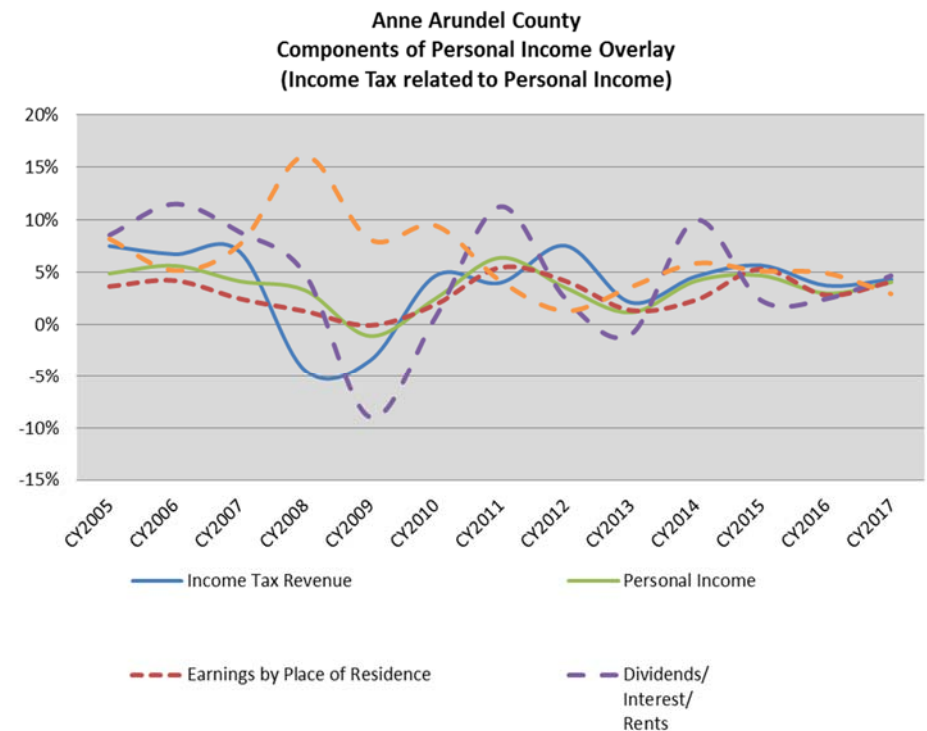


Each fiscal year, income tax revenue is received that relates to tax returns from three different calendar years. As shown in the above chart, 42.6% of FY 2017 income tax revenue was generated from CY 2016. Income tax revenue generated from CY 2016 tax returns totaled \$457.3 million and was received by Anne Arundel County in the following fiscal years:

Received in	Millions	% of Total
FY 2017	\$191.9	42.0%
FY 2018	\$222.9	48.7%
FY 2019	\$42.5	9.3%
CY 2017 Total	\$457.3	100.0%

Historically, this distribution of calendar year income tax revenue across fiscal years has been very consistent. Therefore, the strong relationship between personal income and calendar year income tax revenue can be useful in projecting income tax revenue on a fiscal year basis.

The Bureau of Economic Analysis's measure of aggregate personal income consists of three primary components: Earnings by Place of Residence, Dividends / Interest / Rents, and Transfer Payments. Over-laying these component parts onto the chart from the previous page, as is done below, helps explain the relationship among the components of personal income and income tax revenue. Transfer payments (including unemployment insurance) are counter-cyclical and generate no income tax, while dividends / interest / rents are very volatile and tend to move in tandem with economic cycles.



Revenue Summary General Fund

FY2020 Approved Budget Local Income Tax

The Regional Economic Studies Institute (RESI) at Towson University's predicts increases in State personal income of 4.1% and 3.8% in CY 2018 and CY 2019, respectively.

Comparison of Personal Income Forecasts					
		Calendar Year:			
		2017	2018	2019	2020
State of Maryland	Board of Revenue Estimates (Mar)	4.1%	3.6%	4.0%	3.8%
	Sage Policy Group (Feb)	4.1%	3.5%	4.6%	3.8%
	Moody's (Feb)	4.1%	3.4%	4.0%	3.0%
	Global Insight (Feb)	4.1%	3.4%	4.0%	4.3%
	RESI of Towson University (Dec)	4.3%	4.1%	3.8%	4.5%
Average		4.1%	3.6%	4.1%	3.9%
		Fiscal Year:			
		2017	2018	2019	2020
Anne Arundel County	RESI of Towson University (Dec)	3.5%	4.2%	4.5%	4.3%

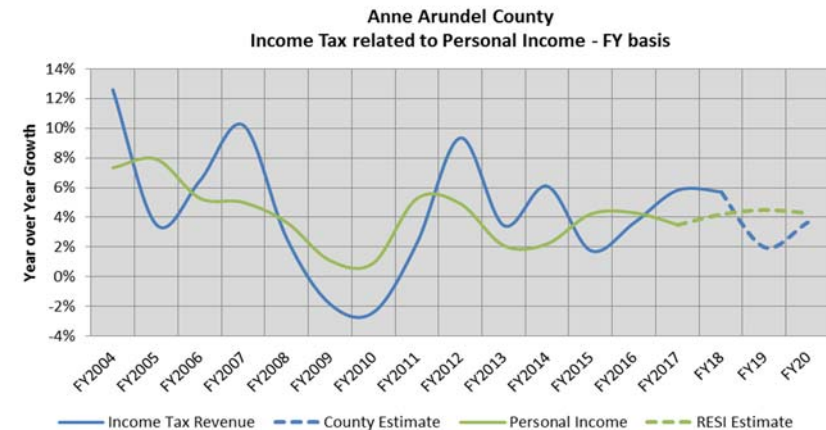
In recent years, the Maryland State Board of Revenue Estimates considered their four econometric firms' forecasts for the State Income Tax estimation purposes. As the above table shows, only SAGE and RESI show growth above 4.0% in CY19. At the State-level, the Bureau of Revenue Estimates met in March 2019 and adopted personal income growth estimate of 3.6% for CY2018 and 4.0% in CY2019 respectively. As shown in the table, Anne Arundel County's personal income is expected to grow at a slightly higher rate than the State as a whole.

The County's income tax revenue baseline estimates for FY19 and FY20 are based on our assumption for the increase in personal income in calendar years 2019 and 2020, of 4.25% and 4.0%, respectively.

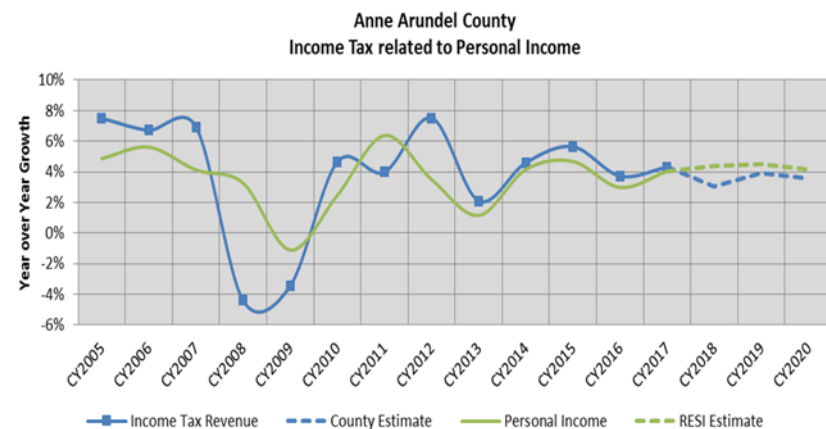
As a result of the Federal Tax Cuts and Jobs Act and action taken by the Maryland State Legislature in the 2018 legislative session, the County's income tax is expected to increase \$4.5 million in FY19 and \$4.75 million in FY20. Additionally, the approved budget increases the County's income tax rate from 2.50% to 2.81%, which is expected to increase income tax revenue by \$28.6 million in FY20 and \$66.5 million annually.

The reason why it is important to describe income tax revenue estimates for a Fiscal Year, in terms of the underlying assumptions for growth in personal income on a Calendar Year basis for the three Calendar Years which contribute to that Fiscal Year's income tax revenue yield is illustrated to the right.

The following chart plots the relationship between personal income and income tax revenue on a FY-basis.



When compared to the chart at the beginning of this section (shown again below), the relationship between personal income and income tax revenue on a **FY-basis is significantly distorted**. This is primarily due to (1) the nature of the statewide income tax distribution process, and (2) the fact that income tax revenue received in a given fiscal year, relates to tax returns from three different calendar years.



**Revenue Summary
General Fund**

FY2020 Approved Budget

Revenue Category: State Shared Revenue

Funding Source	Actual FY2018	Original FY2019	Revised FY2019	Estimate FY2020	Inc (Dec) from Orig.
Admissions	7,339,021	6,035,200	6,100,000	7,330,000	1,294,800
Auto/Boat Rec Fees	0	4,000	4,000	4,000	0
Highway User Revenue	4,285,808	5,940,700	5,940,700	6,488,300	547,600
St Shrd Rev-Table Games	9,575,797	9,600,000	9,200,000	9,200,000	(400,000)
Total	21,200,626	21,579,900	21,244,700	23,022,300	1,442,400

- Highway User Revenue estimates are from State Highway Administration. FY20 estimate reflects approximately \$1.2 million FY20 impact of implementation of Admissions & Amusement tax on motion pictures effective January 1, 2020. Table Game revenues from Maryland Live! Casino is expected to decrease from FY18 high of \$9.6 million to \$9.2 million a year.

Revenue Category: Recordation and Transfer Taxes

Funding Source	Actual FY2018	Original FY2019	Revised FY2019	Estimate FY2020	Inc (Dec) from Orig.
Recordation Tax	52,367,765	50,000,000	52,000,000	50,000,000	0
Transfer Tax	58,274,896	52,000,000	58,000,000	52,000,000	0
Total	110,642,661	102,000,000	110,000,000	102,000,000	0

- This volatile revenue category, having gone from a peak in FY08 of \$133 million to a low of \$56 million in FY09. FY19 year to date figures indicate a slow down in real estate market activity.

Revenue Category: Local Sales Taxes

Funding Source	Actual FY2018	Original FY2019	Revised FY2019	Estimate FY2020	Inc (Dec) from Orig.
Sales-Electricity	4,967,252	5,017,000	5,049,000	5,100,000	83,000
Sales-Gas	823,501	820,000	820,000	820,000	0
Sales-Telephone	5,795,259	5,800,000	5,500,000	5,400,000	(400,000)
Sales-Fuel	53,099	50,000	54,800	50,000	0
Sales-Hotel/Motel	14,318,738	13,947,000	14,200,000	14,264,000	317,000
Sales-Parking	5,947,557	5,989,000	6,100,000	6,192,000	203,000
Trailer Park Rental Pmts	457,826	0	0	0	0
Gross Receipt Tax-Hvy Eq	381,234	325,000	350,000	350,000	25,000
Total	32,744,464	31,948,000	32,073,800	32,176,000	228,000

- Hotel Tax receipts year to date indicates the original estimate may be a bit too low, which is reflected in FY19 revised estimates; FY20 is expecting a minimal growth. Telephone Tax receipts seems to be slowing down which is reflected in FY19 estimates. Year to date receipts of Parking revenue is more than expected which is reflected in FY19 and FY20 estimates. FY19 amounts for Mobile Home Park Rental Payments is \$0 as this fee has been eliminated effective January 1, 2018.

**Revenue Summary
General Fund**

FY2020 Approved Budget

Revenue Category: Licenses and Permits

Funding Source	Actual FY2018	Original FY2019	Revised FY2019	Estimate FY2020	Inc (Dec) from Orig.
Amusements	157,095	191,500	192,000	192,000	500
Special Events	4,500	5,000	5,000	5,000	0
Beer, wine, liquor	1,062,838	1,100,000	1,100,000	1,100,000	0
Trade licenses	247,098	257,100	256,500	256,500	(600)
Traders	857,340	800,000	800,000	800,000	0
Permits	10,820,085	10,014,000	10,281,500	10,454,500	440,500
Fines	217,223	60,500	65,500	60,500	0
Mobile Home Parks	28,466	29,600	31,600	31,600	2,000
Taxicabs	74,414	87,500	73,500	68,500	(19,000)
Animal Control	227,719	205,000	206,000	206,000	1,000
Other	2,459,995	2,474,700	2,585,400	2,409,000	(65,700)
Health	996,181	1,010,500	1,004,800	1,024,700	14,200
Public Space Permit Fees	980,044	1,114,000	1,114,000	1,114,000	0
Total	18,132,998	17,349,400	17,715,800	17,722,300	372,900

- As of March 2019, Building Permits revenues are better than expected which is reflected in FY19 revised estimates. For FY20 most items in this revenue category estimated to be flat. Building and construction activities are highly influenced by nationwide, statewide and countywide economic climate.

Revenue Category: Investment Income

Funding Source	Actual FY2018	Original FY2019	Revised FY2019	Estimate FY2020	Inc (Dec) from Orig.
Invest Inc-Restr-Split IS	1,578,423	500,000	1,400,000	1,400,000	900,000
Invest Inc-Gen Portfolio	1,063,028	200,000	1,000,000	1,000,000	800,000
Investment Income Trans	1,230,365	500,000	800,000	800,000	300,000
Total	3,871,817	1,200,000	3,200,000	3,200,000	2,000,000

- The revenue estimates are up for FY19 Revised and FY20 Estimate, this is directly attributable to the higher return on General Fund investments, as well as changing the accounting methods on fair market value adjustments. Forecast short term interest rates to move upward.

**Revenue Summary
General Fund**

FY2020 Approved Budget

Revenue Category: Fees for Serv and Other Rev

Funding Source	Actual FY2018	Original FY2019	Revised FY2019	Estimate FY2020	Inc (Dec) from Orig.
Fees for Serv and Other R	167,033	148,000	148,000	148,000	0
Reimbursements	23,308,639	26,290,900	27,604,700	26,705,300	414,400
Rental Income	1,597,831	1,588,000	1,588,000	1,634,700	46,700
Sheriff Fees	67,573	65,000	59,000	65,000	0
Administrative Fees	12,230,712	12,321,500	12,525,000	12,525,000	203,500
Health Department Fees	3,686,696	3,803,300	3,535,900	3,637,300	(166,000)
Certification of liens	126,700	125,000	125,000	125,000	0
Sale of Surplus Property	2,501	0	0	0	0
Developers Fees- Strt Lig	38,657	60,000	50,000	60,000	0
Sub-division	1,624,193	1,500,000	1,500,000	1,500,000	0
Cable Fees	11,056,998	11,500,000	10,500,000	9,800,000	(1,700,000)
Golf Course	3,720,349	3,049,300	3,100,000	3,200,000	150,700
Recreation and Parks	6,941,742	6,853,900	6,844,700	6,841,300	(12,600)
Seized/forfeited funds	201,317	305,000	300,000	300,000	(5,000)
Fines and fees	400,872	536,500	196,500	6,500	(530,000)
Miscellaneous "Other"	10,017,517	8,261,200	9,050,600	8,924,400	663,200
Total	75,189,331	76,407,600	77,127,400	75,472,500	(935,100)

- The "reimbursements" item consists primarily of police and fire aid, and 911 Trust Fund reimbursements (\$15.5 million); FY20 estimate for 911 Trust Fund reimbursements are assuming a \$2 million increase due to the State changed the 911 fee and collection method during 2019 legislative session. FY20 Estimate of this category also includes reimbursement to the County for providing Ethernet to the Board of Education (\$3.2 million from Board of Education and \$3.2 million from Federal Government).
- The largest component of the "administrative fees" item is the ambulance transport fee. The increase shown is attributable to expected improvements in the collection of this fee due to the utilization of a 3rd party contractor.
- The \$1.2 million out of \$1.7 million decrease in Cable Fee is to reflect the possible impact of the Federal Communications Commission's release of a Second Further Notice of Proposed Rulemaking (FNPRM) proposing to allow cable companies to deduct from their existing franchise fee payments the fair market value of a wide range of "in-kind" contributions such as complementary cable services to schools and other public buildings, institutional networks, etc.

Revenue Category: Interfund Recoveries

Funding Source	Actual FY2018	Original FY2019	Revised FY2019	Estimate FY2020	Inc (Dec) from Orig.
Enterprise Recoveries	16,133,000	16,853,000	16,853,000	21,075,600	4,222,600
Internal Service Recoveri	1,541,100	1,626,100	1,626,100	1,626,100	0
Capital Projects Recoverie	11,080,333	8,743,900	10,576,400	10,429,600	1,685,700
Special Revenue Recoveri	4,594,278	4,155,200	4,155,200	3,700,100	(455,100)
Tax Incr Recoveries	28,532,753	35,709,300	37,405,600	40,029,500	4,320,200
Fiduciary Recoveries	580,000	591,600	591,600	649,200	57,600
ER Contribution	66,764	400,000	100,000	100,000	(300,000)
Total	62,528,230	68,079,100	71,307,900	77,610,100	9,531,000

- The largest component of this revenue category is "debt service recoveries" which represents incremental real property tax revenue in excess of that required to pay debt services in Tax Increment Funds (TIF) transferred to the General Fund.
- The remaining components represent reimbursement to the General Fund for indirect costs (Pro-rata shares) incurred in support of various Other Funds. The largest component consisting of enterprise funds such as the Water & Wastewater Utility, Waste Management, and the Capital Project Overhead recoveries.

**Revenue Summary
Other Funds**

FY2020 Approved Budget

Water & Wstwtr Operating Fund

Funding Source	Actual FY2018	Original FY2019	Revised FY2019	Estimate FY2020	Inc (Dec) from Orig.
Grants and Aid	840,000	840,000	840,000	1,140,000	300,000
Investment Income	750,890	389,500	725,000	725,000	335,500
Fees for Serv and Other Rev	943,115	0	0	0	0
Interfund Recoveries	3,263,769	0	0	74,700	74,700
Charges for Services	85,274,579	86,110,000	86,264,000	91,330,700	5,220,700
W & S Assessments	2,179,150	1,987,000	2,000,000	2,200,000	213,000
Other	4,478,388	7,812,400	7,941,400	7,984,700	172,300
Other Revenue	(137,127)	0	100,000	40,000	40,000
Total Water & Wstwtr Operating Fun	97,592,764	97,138,900	97,870,400	103,495,100	6,356,200

Water & Wstwtr Sinking Fund

Funding Source	Actual FY2018	Original FY2019	Revised FY2019	Estimate FY2020	Inc (Dec) from Orig.
Investment Income	4,141,224	3,320,000	2,617,000	2,520,000	(800,000)
Fees for Serv and Other Rev	507,951	507,500	507,500	507,500	0
W & S Assessments	3,598,246	3,291,900	2,469,200	2,445,000	(846,900)
Capital Connections	32,046,727	26,321,900	21,018,800	27,872,800	1,550,900
Odenton Town Ctr Chg	0	0	400,000	90,000	90,000
Other	834,268	900,000	1,367,000	1,365,000	465,000
Environmental Protection Fees	18,664,208	18,600,000	18,792,000	21,565,100	2,965,100
Other Revenue	614,086	1,011,800	500,000	1,000,000	(11,800)
Total Water & Wstwtr Sinking Fund	60,406,712	53,953,100	47,671,500	57,365,400	3,412,300

Solid Waste Assurance Fund

Funding Source	Actual FY2018	Original FY2019	Revised FY2019	Estimate FY2020	Inc (Dec) from Orig.
Investment Income	222,155	90,000	230,000	230,000	140,000
Solid Waste Assurance Fund	1,095,200	1,410,900	1,410,900	1,516,300	105,400
Other	1,813,000	0	0	0	0
Total Solid Waste Assurance Fund	3,130,355	1,500,900	1,640,900	1,746,300	245,400

**Revenue Summary
Other Funds**

FY2020 Approved Budget

Waste Collection Fund

Funding Source	Actual FY2018	Original FY2019	Revised FY2019	Estimate FY2020	Inc (Dec) from Orig.
Investment Income	555,977	265,000	540,000	265,000	0
Fees for Serv and Other Rev	249,989	10,000	1,500	10,000	0
Interfund Recoveries	(36,137)	0	0	0	0
Charges for Services	48,147,651	48,456,200	48,606,500	49,031,100	574,900
Landfill Charges	5,014,332	3,847,700	4,707,400	5,379,900	1,532,200
Solid Waste Assurance Fund	0	0	0	700	700
Other	289,036	418,800	116,000	117,800	(301,000)
Total Waste Collection Fund	54,220,848	52,997,700	53,971,400	54,804,500	1,806,800

Watershed Protection and Restoration Fund

Funding Source	Actual FY2018	Original FY2019	Revised FY2019	Estimate FY2020	Inc (Dec) from Orig.
Investment Income	590,192	400,000	430,700	400,000	0
Fees for Serv and Other Rev	24,320	0	0	0	0
Interfund Recoveries	852,115	770,000	770,000	770,000	0
Charges for Services	21,665,866	22,051,200	22,035,400	22,395,100	343,900
Other Revenue	0	0	0	0	0
Total Watershed Protection and Rest	23,132,493	23,221,200	23,236,100	23,565,100	343,900

Rec & Parks Child Care Fund

Funding Source	Actual FY2018	Original FY2019	Revised FY2019	Estimate FY2020	Inc (Dec) from Orig.
Investment Income	39,427	0	26,000	0	0
Fees for Serv and Other Rev	6,362,126	5,947,300	6,169,400	6,465,000	517,700
Total Rec & Parks Child Care Fund	6,401,553	5,947,300	6,195,400	6,465,000	517,700

**Revenue Summary
Other Funds**

FY2020 Approved Budget

Self Insurance Fund

Funding Source	Actual FY2018	Original FY2019	Revised FY2019	Estimate FY2020	Inc (Dec) from Orig.
Investment Income	2,454,161	2,035,000	1,824,400	2,183,800	148,800
Fees for Serv and Other Rev	17,239	0	0	0	0
Charges for Services	17,204,800	21,025,800	21,025,800	21,563,100	537,300
Other	420,290	200,000	0	200,000	0
Total Self Insurance Fund	20,096,490	23,260,800	22,850,200	23,946,900	686,100

Health Insurance Fund

Funding Source	Actual FY2018	Original FY2019	Revised FY2019	Estimate FY2020	Inc (Dec) from Orig.
Investment Income	255,008	0	0	0	0
Fees for Serv and Other Rev	0	0	0	0	0
Medical Premiums	86,806,135	86,893,000	82,556,000	90,898,500	4,005,500
Other	24,874	0	0	0	0
Total Health Insurance Fund	87,086,018	86,893,000	82,556,000	90,898,500	4,005,500

Garage Working Capital Fund

Funding Source	Actual FY2018	Original FY2019	Revised FY2019	Estimate FY2020	Inc (Dec) from Orig.
Fees for Serv and Other Rev	45,624	0	0	0	0
Charges for Services	14,163,288	14,054,400	13,666,200	15,721,700	1,667,300
Other	18,454	0	14,700	500,000	500,000
Total Garage Working Capital Fund	14,227,366	14,054,400	13,680,900	16,221,700	2,167,300

Garage Vehicle Replacement Fnd

Funding Source	Actual FY2018	Original FY2019	Revised FY2019	Estimate FY2020	Inc (Dec) from Orig.
Fees for Serv and Other Rev	35,895	0	0	0	0
Charges for Services	11,198,895	12,087,700	11,860,700	10,864,400	(1,223,300)
Other	408,563	200,000	660,000	200,000	0
Total Garage Vehicle Replacement F	11,643,353	12,287,700	12,520,700	11,064,400	(1,223,300)

**Revenue Summary
Other Funds**

FY2020 Approved Budget

Ag & WdlnD Prsrvtn Sinking Fnd

Funding Source	Actual FY2018	Original FY2019	Revised FY2019	Estimate FY2020	Inc (Dec) from Orig.
Investment Income	384,017	0	0	0	0
Contributions	743,800	742,800	742,800	741,700	(1,100)
Total Ag & WdlnD Prsrvtn Sinking Fnd	1,127,817	742,800	742,800	741,700	(1,100)

Parking Garage Spec Rev Fund

Funding Source	Actual FY2018	Original FY2019	Revised FY2019	Estimate FY2020	Inc (Dec) from Orig.
Fees for Serv and Other Rev	557,053	538,600	559,100	538,600	0
Total Parking Garage Spec Rev Fund	557,053	538,600	559,100	538,600	0

Forfeit & Asset Seizure Fnd

Funding Source	Actual FY2018	Original FY2019	Revised FY2019	Estimate FY2020	Inc (Dec) from Orig.
Investment Income	3,719	0	0	0	0
Fees for Serv and Other Rev	1,117,344	505,000	480,000	525,000	20,000
Total Forfeit & Asset Seizure Fnd	1,121,063	505,000	480,000	525,000	20,000

Energy Loan Revolving Fund

Funding Source	Actual FY2018	Original FY2019	Revised FY2019	Estimate FY2020	Inc (Dec) from Orig.
Investment Income	282	0	0	0	0
Interfund Recoveries	36,137	0	0	0	0
Total Energy Loan Revolving Fund	36,420	0	0	0	0

Perm Public Imp Fund

Funding Source	Actual FY2018	Original FY2019	Revised FY2019	Estimate FY2020	Inc (Dec) from Orig.
Interfund Recoveries	0	0	0	9,219,200	9,219,200
Total Perm Public Imp Fund	0	0	0	9,219,200	9,219,200

**Revenue Summary
Other Funds**

FY2020 Approved Budget

Piney Orchard WWS Fund

Funding Source	Actual FY2018	Original FY2019	Revised FY2019	Estimate FY2020	Inc (Dec) from Orig.
Fees for Serv and Other Rev	925,110	1,200,000	1,100,000	1,100,000	(100,000)
Total Piney Orchard WWS Fund	925,110	1,200,000	1,100,000	1,100,000	(100,000)

Partnership Children Yth & Fam

Funding Source	Actual FY2018	Original FY2019	Revised FY2019	Estimate FY2020	Inc (Dec) from Orig.
Grants and Aid	2,850,429	4,344,100	3,497,600	5,184,700	840,600
Investment Income	3,504	0	0	0	0
Fees for Serv and Other Rev	222	0	0	0	0
Total Partnership Children Yth & Fa	2,854,155	4,344,100	3,497,600	5,184,700	840,600

Laurel Race Track Comm Ben Fnd

Funding Source	Actual FY2018	Original FY2019	Revised FY2019	Estimate FY2020	Inc (Dec) from Orig.
Fees for Serv and Other Rev	357,143	352,000	352,000	352,000	0
Total Laurel Race Track Comm Ben F	357,143	352,000	352,000	352,000	0

Inmate Benefit Fund

Funding Source	Actual FY2018	Original FY2019	Revised FY2019	Estimate FY2020	Inc (Dec) from Orig.
Investment Income	11,392	9,500	9,500	9,500	0
Fees for Serv and Other Rev	1,398,329	2,288,000	1,741,200	1,703,100	(584,900)
Total Inmate Benefit Fund	1,409,721	2,297,500	1,750,700	1,712,600	(584,900)

Reforestation Fund

Funding Source	Actual FY2018	Original FY2019	Revised FY2019	Estimate FY2020	Inc (Dec) from Orig.
Investment Income	148,621	0	0	0	0
Fees for Serv and Other Rev	1,428,609	950,000	1,660,000	1,150,000	200,000
Total Reforestation Fund	1,577,230	950,000	1,660,000	1,150,000	200,000

**Revenue Summary
Other Funds**

FY2020 Approved Budget

AA Workforce Dev Corp Fund

Funding Source	Actual FY2018	Original FY2019	Revised FY2019	Estimate FY2020	Inc (Dec) from Orig.
Grants and Aid	2,486,518	2,400,000	2,400,000	2,400,000	0
Total AA Workforce Dev Corp Fund	2,486,518	2,400,000	2,400,000	2,400,000	0

Community Development Fund

Funding Source	Actual FY2018	Original FY2019	Revised FY2019	Estimate FY2020	Inc (Dec) from Orig.
Fees for Serv and Other Rev	5,740,323	7,126,200	7,018,400	9,070,400	1,944,200
Total Community Development Fund	5,740,323	7,126,200	7,018,400	9,070,400	1,944,200

Circuit Court Special Fund

Funding Source	Actual FY2018	Original FY2019	Revised FY2019	Estimate FY2020	Inc (Dec) from Orig.
Fees for Serv and Other Rev	124,179	160,000	160,000	165,000	5,000
Total Circuit Court Special Fund	124,179	160,000	160,000	165,000	5,000

Grants Fund

Funding Source	Actual FY2018	Original FY2019	Revised FY2019	Estimate FY2020	Inc (Dec) from Orig.
Grants and Aid	32,518,659	36,575,600	34,878,700	41,974,900	5,399,300
Fees for Serv and Other Rev	303,283	353,300	275,000	344,500	(8,800)
Total Grants Fund	32,821,942	36,928,900	35,153,700	42,319,400	5,390,500

Impact Fee Fund

Funding Source	Actual FY2018	Original FY2019	Revised FY2019	Estimate FY2020	Inc (Dec) from Orig.
Impact Fees	35,651,713	19,550,000	22,500,000	19,050,000	(500,000)
Investment Income	1,161,406	345,000	394,000	335,000	(10,000)
Total Impact Fee Fund	36,813,119	19,895,000	22,894,000	19,385,000	(510,000)

**Revenue Summary
Other Funds**

FY2020 Approved Budget

Video Lottery Impact Aid Fund

Funding Source	Actual FY2018	Original FY2019	Revised FY2019	Estimate FY2020	Inc (Dec) from Orig.
State Shared Revenue	18,366,717	18,436,600	18,436,600	18,436,600	0
Investment Income	413	0	0	0	0
Fees for Serv and Other Rev	991	0	0	0	0
Total Video Lottery Impact Aid Fund	18,368,121	18,436,600	18,436,600	18,436,600	0

Tax Increment Financing Districts

Funding Source	Actual FY2018	Original FY2019	Revised FY2019	Estimate FY2020	Inc (Dec) from Orig.
General Property Taxes	45,095,466	46,756,700	46,408,900	51,044,700	4,288,000
Investment Income	501,315	420,000	997,000	420,900	900
Fees for Serv and Other Rev	2,254,595	0	548,000	0	0
Surplus Fund Balances	0	0	0	114,700	114,700
Total Tax Increment Financing Distri	47,851,377	47,176,700	47,953,900	51,580,300	4,403,600

Special Tax Districts

Funding Source	Actual FY2018	Original FY2019	Revised FY2019	Estimate FY2020	Inc (Dec) from Orig.
General Property Taxes	4,525,204	4,641,000	4,640,000	4,733,000	92,000
Investment Income	56,575	28,500	62,000	50,000	21,500
Fees for Serv and Other Rev	182	0	0	0	0
Total Special Tax Districts	4,581,961	4,669,500	4,702,000	4,783,000	113,500

**Revenue Detail
General Fund**

FY2020 Approved Budget

Funding Source	Actual FY2018	Original FY2019	Revised FY2019	Estimate FY2020	Inc (Dec) from Orig.
General Property Taxes					
Real and Personal Taxes					
5003 Real Property Current	696,599,914	717,021,000	720,092,000	769,526,000	52,505,000
5004 Real Prop Prior Yr	(422,882)	(1,000,000)	(1,000,000)	(1,000,000)	0
5010 Personal Prop Current	965,544	942,000	823,000	853,000	(89,000)
5011 Personal Prop Prior	(103,818)	(8,000)	(8,000)	(8,000)	0
5015 Corp Prop Current Yr	58,221,733	59,462,000	62,244,000	61,498,000	2,036,000
5016 Corp Prop Prior Yr	(844,965)	(900,000)	(300,000)	(276,000)	624,000
5017 PILOT- Real Prop	520,176	520,000	520,000	520,000	0
5020 Unearn Rev 50 Yr R.E. Program	4,039	15,000	15,000	15,000	0
5025 Cty Spplmnt Credit Current	(1,414,161)	(1,431,000)	(1,379,000)	(1,458,000)	(27,000)
5031 Conservation Tax Credit	(112,648)	(116,000)	(115,000)	(123,000)	(7,000)
5032 Homeowner-Tax Credit	(3,263,974)	(3,343,000)	(3,122,000)	(3,301,000)	42,000
5033 State Circuit Breaker	3,254,039	3,343,000	3,122,000	3,301,000	(42,000)
5035 Assessable Base 15%	(77,704,864)	(78,179,000)	(76,676,000)	(81,313,000)	(3,134,000)
5036 Agricultural Tax Credit	(549,612)	(540,000)	(572,000)	(590,000)	(50,000)
5037 Foreign Trade Zone Prop Tax Cr	(1,071,557)	(1,096,000)	(965,000)	(1,030,000)	66,000
5038 NOT in Grand Master	(59,639)	(59,000)	(250,000)	(259,000)	(200,000)
5040 R/E Svc Chg-Lost Int	419,385	602,000	727,000	1,146,000	544,000
5041 R/E Svc Chg - Admin Fee	22,753	23,000	23,000	23,000	0
5043 Pr Yr Assess Base	(32,682)	(100,000)	(20,000)	(20,000)	80,000
5044 County Rezone Res Tax PE	23,203	0	16,000	16,000	16,000
5048 Historic Preservtn Tax Credit	(1,546)	(2,000)	(50,000)	(50,000)	(48,000)
5049 Pub Sfty Emplie Tax Cr	0	(1,485,000)	(1,458,000)	(1,511,000)	(26,000)
Interest and Penalties					
5075 Interest and Penalties	1,174,320	1,190,000	1,110,000	1,110,000	(80,000)
Total General Property Taxes	675,622,755	694,859,000	702,777,000	747,069,000	52,210,000
Local Income Taxes (Income Tax)					
Local Income Taxes (Income Tax)					
5100 Local Income Taxes (Income Tax	508,267,424	517,958,000	512,892,000	564,999,600	47,041,600
Total Local Income Taxes (Inco	508,267,424	517,958,000	512,892,000	564,999,600	47,041,600
State Shared Revenue					

**Revenue Detail
General Fund**

FY2020 Approved Budget

Funding Source	Actual FY2018	Original FY2019	Revised FY2019	Estimate FY2020	Inc (Dec) from Orig.
Admissions					
5111 Admissions	7,339,021	6,035,200	6,100,000	7,330,000	1,294,800
Auto/Boat Rec Fees					
5112 Auto/Boat Rec Fees	0	4,000	4,000	4,000	0
Highway User Revenue					
5113 Highway User Revenue	4,285,808	5,940,700	5,940,700	6,488,300	547,600
St Shrd Rev-Table Games					
5116 St Shrd Rev-Table Games	9,575,797	9,600,000	9,200,000	9,200,000	(400,000)
Total State Shared Revenue	21,200,626	21,579,900	21,244,700	23,022,300	1,442,400
Recordation and Transfer Taxes					
Recordation Tax					
5751 Recordation Tax	52,367,765	50,000,000	52,000,000	50,000,000	0
Transfer Tax					
5752 Transfer Tax	58,274,896	52,000,000	58,000,000	52,000,000	0
Total Recordation and Transfer T	110,642,661	102,000,000	110,000,000	102,000,000	0
Local Sales Taxes					
Sales-Electricity					
5776 Sales-Electricity	4,967,252	5,017,000	5,049,000	5,100,000	83,000
Sales-Gas					
5777 Sales-Gas	823,501	820,000	820,000	820,000	0
Sales-Telephone					
5778 Sales-Telephone	5,795,259	5,800,000	5,500,000	5,400,000	(400,000)
Sales-Fuel					
5779 Sales-Fuel	53,099	50,000	54,800	50,000	0
Sales-Hotel/Motel					
5780 Sales-Hotel/Motel	14,318,738	13,947,000	14,200,000	14,264,000	317,000
Sales-Parking					
5781 Sales-Parking	5,947,557	5,989,000	6,100,000	6,192,000	203,000
Trailer Park Rental Pmts					
5786 Trailer Park Rental Pmts	457,826	0	0	0	0
Gross Receipt Tax-Hvy Equip					
5787 Gross Receipt Tax-Hvy Equip	381,234	325,000	350,000	350,000	25,000

**Revenue Detail
General Fund**

FY2020 Approved Budget

Funding Source	Actual FY2018	Original FY2019	Revised FY2019	Estimate FY2020	Inc (Dec) from Orig.
Total Local Sales Taxes	32,744,464	31,948,000	32,073,800	32,176,000	228,000
Licenses and Permits					
Amusements					
5802 Amusements	133,095	160,000	160,000	160,000	0
5803 Bingo License	24,000	31,500	32,000	32,000	500
Special Events					
5810 Special Events	4,500	5,000	5,000	5,000	0
Beer, wine, liquor					
5815 Beer, wine, liquor	1,062,838	1,100,000	1,100,000	1,100,000	0
Trade licenses					
5821 Electrician Applications	11,050	11,000	11,000	11,000	0
5822 Electrician Exams	10	200	300	200	0
5823 Electrician Licenses	87,350	90,000	90,000	90,000	0
5824 Electrician Other	10,025	8,000	7,500	7,500	(500)
5825 Gasfitter Applications	725	800	600	700	(100)
5826 Gasfitter Exams	25	0	0	0	0
5827 Gasfitter Licenses	6,715	7,000	7,000	7,000	0
5828 Gasfitter Other	25	0	0	0	0
5829 Plumbers Applications	5,665	6,000	6,000	6,000	0
5830 Plumbers Licenses	62,785	70,000	70,000	70,000	0
5832 Disposal Sys Appl	25	100	100	100	0
5833 Disposal Sys Exams	50	100	200	100	0
5834 Disposal Sys Licenses	2,520	2,600	2,500	2,600	0
5835 Utility Contrctrs Appl	250	300	300	300	0
5836 Utility Contrctrs Exams	800	500	500	500	0
5837 Utility Contrctrs Licenses	5,470	4,500	4,500	4,500	0
5838 Mechanic Applications	6,100	6,000	6,000	6,000	0
5840 Mechanic Licenses	47,508	50,000	50,000	50,000	0
Traders					
5860 Traders	857,340	800,000	800,000	800,000	0
Permits					
5871 Electrical Perm Applic	311,605	340,000	330,000	330,000	(10,000)

**Revenue Detail
General Fund**

FY2020 Approved Budget

Funding Source	Actual FY2018	Original FY2019	Revised FY2019	Estimate FY2020	Inc (Dec) from Orig.
5872 Electrical Permits	855,670	900,000	880,000	880,000	(20,000)
5873 Gas Applications	93,665	90,000	90,000	90,000	0
5874 Gas Permits	150,595	140,000	140,000	140,000	0
5875 Plumbing Applications	188,025	180,000	180,000	180,000	0
5876 Water/Sewer Applications	48,250	45,000	50,000	50,000	5,000
5877 Plumbing Permits	479,444	450,000	450,000	450,000	0
5878 Water/Sewer Inspections	115,338	115,000	115,000	115,000	0
5879 Septic Tank Applications	11,900	15,000	15,000	15,000	0
5880 Mechanical Applications	171,650	160,000	170,000	170,000	10,000
5881 Mechanical Permits	501,698	400,000	450,000	450,000	50,000
5882 Building Applications	296,633	325,000	325,000	325,000	0
5883 Building Permits	5,733,880	5,100,000	5,325,000	5,500,000	400,000
5884 Grading Applications	9,625	10,000	10,000	10,000	0
5885 Grading Permits	1,685,072	1,600,000	1,600,000	1,600,000	0
5886 Cert of Occupancy Fee	450	0	1,000	500	500
5887 Investigation Fee	7,200	10,000	9,500	10,000	0
5888 Reinspection Fee	34,280	25,000	30,000	30,000	5,000
5889 Occupied w/o Cert of Occup Fee	2,500	1,000	2,000	1,000	0
5893 Non-Critical Area Forestation	35,266	28,000	29,000	28,000	0
5894 Critical Area Forestation Fee	87,339	80,000	80,000	80,000	0
Fines					
5901 Construction Civil Fines	7,673	10,000	20,000	10,000	0
5902 Grading Civil Fines	209,406	50,000	45,000	50,000	0
5904 Late Fees	145	500	500	500	0
Mobile Home Parks					
5916 Trailer Park License	16,466	17,000	17,000	17,000	0
5918 Individual Mobile Home	11,400	12,000	14,000	14,000	2,000
5919 Mobile Home Dealer	600	600	600	600	0
Taxicabs					
5926 Taxicab Registration	43,000	50,000	40,000	35,000	(15,000)
5927 Taxicab License	30,599	36,000	30,000	30,000	(6,000)
5928 Taxicab Other	465	1,000	2,000	2,000	1,000

**Revenue Detail
General Fund**

FY2020 Approved Budget

Funding Source	Actual FY2018	Original FY2019	Revised FY2019	Estimate FY2020	Inc (Dec) from Orig.
5929 Taxi Duplicate License	350	500	1,500	1,500	1,000
Animal Control					
5941 Dog Licenses	139,864	120,000	120,000	120,000	0
5942 Animal Control Summons	20,798	15,000	20,000	20,000	5,000
5943 Spay/Neuter Fees	50,582	50,000	50,000	50,000	0
5944 Animal Control Other	16,475	20,000	16,000	16,000	(4,000)
Other					
5952 Roadside Vendor	9,250	13,000	13,000	13,000	0
5954 Parade	2,450	2,500	2,500	2,500	0
5956 Pawnbroker	1,950	2,000	2,000	2,000	0
5957 Auctioneer	13,500	17,000	17,000	17,000	0
5958 Huckster	11,625	13,500	12,000	12,000	(1,500)
5959 Multi Dwelling	555,657	520,000	700,000	550,000	30,000
5960 Multi Dwelling Late Fee	25	2,000	2,000	2,000	0
5961 Towing	3,650	5,500	7,500	7,500	2,000
5962 Scavenger	6,025	6,000	5,000	5,000	(1,000)
5963 Scavenger Inspections	26,250	26,000	25,000	26,500	500
5964 Marriage License/Ceremony	229,570	220,000	220,000	220,000	0
5965 Zoning Fees	119,950	121,600	122,000	100,900	(20,700)
5968 Non-Conforming Use	6,250	7,600	7,600	7,600	0
5969 Waiver Requests	97,500	100,000	60,000	50,000	(50,000)
5970 Landscape Screening	4,505	6,000	6,800	6,000	0
5971 Food Service Facilities	1,343,788	1,380,000	1,350,000	1,350,000	(30,000)
5976 Tow License Application Fee	8,000	10,000	10,000	15,000	5,000
5977 Second Hand Dealer	20,050	22,000	23,000	22,000	0
Health					
6001 Occupancy Permits	22,935	20,000	21,300	23,700	3,700
6002 Percolation	342,000	350,000	350,000	350,000	0
6003 Swimming Pool Permits	144,470	150,000	150,000	150,000	0
6004 Swim Pool Oper Lic	42,128	45,000	45,000	45,000	0
6005 Septic System Permit	268,394	243,000	250,000	275,000	32,000
6006 Well Water Tests	5,529	2,500	3,500	6,000	3,500

**Revenue Detail
General Fund**

FY2020 Approved Budget

Funding Source	Actual FY2018	Original FY2019	Revised FY2019	Estimate FY2020	Inc (Dec) from Orig.
6007 Well Drilling Permits	167,575	180,000	180,000	170,000	(10,000)
6008 I&A Non-Conventional Systems Public Space Permit Fees	3,150	20,000	5,000	5,000	(15,000)
6031 Individual Space Permit Fees	652,431	764,000	764,000	764,000	0
6032 Maintenance Space Permit Fees	327,613	350,000	350,000	350,000	0
Total Licenses and Permits	18,132,998	17,349,400	17,715,800	17,722,300	372,900
Investment Income					
Invest Inc-Restr-Split IS					
6153 Invest Inc-Restr-Split IS	1,578,423	500,000	1,400,000	1,400,000	900,000
Invest Inc-Gen Portfolio					
6155 Invest Inc-Gen Portfolio	1,063,028	200,000	1,000,000	1,000,000	800,000
Investment Income Transf In					
6157 Investment Income Transf In	1,230,365	500,000	800,000	800,000	300,000
Total Investment Income	3,871,817	1,200,000	3,200,000	3,200,000	2,000,000
Fees for Serv and Other Rev					
Fees for Serv and Other Rev					
6170 Fees for Serv and Other Rev	167,033	148,000	148,000	148,000	0
Reimbursements					
6172 Bay Ridge Spec Police	162,513	166,000	166,000	166,000	0
6177 Extradition Reimbursement	0	3,100	0	0	(3,100)
6180 State Pris Hse Reimb	335,205	250,000	337,700	300,000	50,000
6181 DSS Reimb	1,252,288	1,538,300	1,438,300	1,438,300	(100,000)
6182 Detention Cr Weekend Fees	26,240	30,000	30,000	30,000	0
6183 Fed Prison Hse Reimb	2,025,006	1,500,000	3,100,000	0	(1,500,000)
6185 911 Trust Fund Reimb	4,241,899	4,100,000	4,100,000	6,100,000	2,000,000
6198 Hidta Drug Reimb O/T	88,363	140,000	80,000	80,000	(60,000)
6201 Circuit Court Jury Fees	311,715	300,000	320,000	320,000	20,000
6202 Circuit Court Masters	314,449	400,000	390,000	400,000	0
6203 DSS Adm	235,127	255,000	255,000	255,000	0
6204 Health Reimb	510,705	1,763,500	1,712,700	1,728,000	(35,500)
6205 Fire State Aid	1,246,559	1,250,000	1,250,000	1,250,000	0
6206 Police State Aid	7,726,231	7,865,000	7,865,000	7,898,000	33,000

**Revenue Detail
General Fund**

FY2020 Approved Budget

Funding Source	Actual FY2018	Original FY2019	Revised FY2019	Estimate FY2020	Inc (Dec) from Orig.
6207 E- Rate BOE Reimb	2,867,713	3,200,000	3,200,000	3,200,000	0
6208 E-Rate Fed Reimb	1,914,088	3,200,000	3,200,000	3,200,000	0
6210 State BRF Admin Costs	46,707	30,000	40,000	40,000	10,000
6211 Fiber Optics Service Charge	3,831	300,000	120,000	300,000	0
Rental Income					
6230 Rental Income	1,597,831	1,588,000	1,588,000	1,634,700	46,700
Sheriff Fees					
6235 Sheriff Fees	67,573	65,000	59,000	65,000	0
Administrative Fees					
6241 Adm Fees Spec Assess	109,900	106,500	110,000	110,000	3,500
6242 Bd of Appeals Fees	16,800	15,000	15,000	15,000	0
6243 Ambulance Fees	11,833,040	12,000,000	12,200,000	12,200,000	200,000
6244 False Alarm Fines	270,972	200,000	200,000	200,000	0
Health Department Fees					
6251 Bad Debt Collections	1,954	9,300	2,900	2,800	(6,500)
6252 Self Pay Collections	271,793	284,200	242,700	262,300	(21,900)
6253 Private Insur Collections	89,136	137,100	139,800	139,600	2,500
6254 Medical Assistance Collections	3,227,838	3,122,700	2,900,500	3,022,600	(100,100)
6256 Other Collections	95,975	250,000	250,000	210,000	(40,000)
Certification of liens					
6280 Certification of liens	126,700	125,000	125,000	125,000	0
Sale of Surplus Property					
6285 Sale of Surplus Property	2,501	0	0	0	0
Developers Fees- Strt Lighting					
6290 Developers Fees- Strt Lighting	38,657	60,000	50,000	60,000	0
Sub-division					
6296 Pub Works Subdivisions	1,624,193	1,500,000	1,500,000	1,500,000	0
Cable Fees					
6300 Cable Fees	11,056,998	11,500,000	10,500,000	9,800,000	(1,700,000)
Golf Course					
6306 Golf Course Revenue	3,720,349	3,049,300	3,100,000	3,200,000	150,700
Recreation and Parks					

**Revenue Detail
General Fund**

FY2020 Approved Budget

Funding Source	Actual FY2018	Original FY2019	Revised FY2019	Estimate FY2020	Inc (Dec) from Orig.
6326 Quiet Waters Park	(100)	(10,100)	0	0	10,100
6337 Parks-Miscellaneous	11,675	22,000	18,000	25,000	3,000
6348 Aquatics	(50)	0	0	0	0
6353 Ft. Smallwood Boat Ramp Fees	39,840	42,000	42,000	42,000	0
6360 Rec and Park Fees	6,890,377	6,800,000	6,784,700	6,774,300	(25,700)
Seized/forfeited funds					
6423 Fast - Veh Proceeds	300	5,000	0	0	(5,000)
6424 Fast - Forfeited County	201,017	300,000	300,000	300,000	0
Fines and fees					
6469 Copy Reproduction	4,555	6,500	6,500	6,500	0
6472 Fines	396,316	530,000	190,000	0	(530,000)
Miscellaneous "Other"					
6496 Sheriff Civil Process Fee	1,034,486	940,000	980,000	980,000	40,000
6497 Sales Tax Pen & Int	99,056	90,000	160,000	90,000	0
6499 Base Maps	35,110	35,000	29,500	30,000	(5,000)
6500 Ma Personal Care Provider	370,167	349,500	522,700	617,700	268,200
6503 Tax Sales	147,577	180,000	180,000	180,000	0
6505 Lip fines	150	0	0	0	0
6506 Traffic Sign Fees	30,790	30,000	30,000	30,000	0
6508 DC Live In Work Out	33,753	35,000	35,000	35,000	0
6509 DC House Arrest Alt Sent	124,015	60,000	65,000	60,000	0
6510 Det Ctr Alternative Sent	18,650	20,000	10,000	10,000	(10,000)
6511 Development Serv Fee	556,777	437,000	560,000	560,000	123,000
6512 Inmate Medical Fees	10,488	12,000	8,500	8,500	(3,500)
6513 Dishonored Check Fee	26,993	0	22,000	0	0
6514 Zoning Violat. Penal	22,804	21,700	23,000	20,000	(1,700)
6518 State Reimb Inmate Med Fees	0	50,000	5,000	25,000	(25,000)
6522 Parking Fines	227,054	120,000	120,000	120,000	0
6523 Circuit Court Fines	10,170	20,000	25,000	20,000	0
6526 State Attorney Revolv Fund	2,374	7,000	1,000	1,000	(6,000)
6529 Prior Year Encumb W/O	1,342,114	750,000	1,000,000	1,000,000	250,000
6534 Transfer Station Host Fee	814,065	700,000	450,000	450,000	(250,000)

**Revenue Detail
General Fund**

FY2020 Approved Budget

Funding Source	Actual FY2018	Original FY2019	Revised FY2019	Estimate FY2020	Inc (Dec) from Orig.
6535 Cable TV R/W	26,108	20,000	72,000	20,000	0
6550 Misc. Revenues-All Funds	3,753,630	3,100,000	3,421,400	3,337,200	237,200
6553 OBC Suspense Cks	1,535	0	0	0	0
6557 BABs Rebate	1,251,737	1,250,000	1,256,500	1,256,000	6,000
6559 Other Reimbursements	77,916	34,000	74,000	74,000	40,000
Total Fees for Serv and Other Re	75,189,331	76,407,600	77,127,400	75,472,500	(935,100)
Interfund Recoveries					
Enterprise Recoveries					
6681 Enterprise Recoveries	16,133,000	16,853,000	16,853,000	21,075,600	4,222,600
Internal Service Recoveries					
6682 Internal Service Recoveries	1,541,100	1,626,100	1,626,100	1,626,100	0
Capital Projects Recoveries					
6683 Capital Projects Recoveries	11,080,333	8,743,900	10,576,400	10,429,600	1,685,700
Special Revenue Recoveries					
6684 Special Revenue Recoveries	4,594,278	4,155,200	4,155,200	3,700,100	(455,100)
Tax Incr Recoveries					
6685 Tax Incr Recoveries	28,532,753	35,709,300	37,405,600	40,029,500	4,320,200
Fiduciary Recoveries					
6686 Fiduciary Recoveries	580,000	591,600	591,600	649,200	57,600
ER Contribution					
6688 ER Contribution	66,764	400,000	100,000	100,000	(300,000)
Total Interfund Recoveries	62,528,230	68,079,100	71,307,900	77,610,100	9,531,000

Revenue Detail

FY2020 Approved Budget

General Fund - Interfund Recoveries (Additional Detail)

Funding Source	Actual FY2018	Original FY2019	Revised FY2019	Estimate FY2020	Inc (Dec) from Orig.
6681.INT-Interest & Sinking	530,000	530,000	530,000	530,000	0
6681.WAS-Waste Collection	2,673,000	2,413,000	2,413,000	3,225,000	812,000
6681.WPRF-WPRF Pro Rata Shar	590,000	0	0	1,800,600	1,800,600
6681.WS-Water & Sewer Operati	12,340,000	13,910,000	13,910,000	15,520,000	1,610,000
Total Enterprise Recoveries	16,133,000	16,853,000	16,853,000	21,075,600	4,222,600
6682.GAR-Garage	455,800	455,800	455,800	455,800	0
6682.GARREPL-Garage Replacem	42,300	42,300	42,300	42,300	0
6682.HLT-Health Insurance Fund	765,000	850,000	850,000	850,000	0
6682.SIF-Self Insurance Fund	278,000	278,000	278,000	278,000	0
Total Internal Service Recoveries	1,541,100	1,626,100	1,626,100	1,626,100	0
6683.CPGEN-Gen Co Cap Proj	8,947,816	6,967,500	8,600,000	8,510,800	1,543,300
6683.CPWAS-WC Cap Proj	381,993	300,000	350,000	316,400	16,400
6683.CPWPR-WPRF Cap Proj	238,152	200,000	250,000	226,000	26,000
6683.CPWS-W & S Cap Proj	1,512,372	1,276,400	1,376,400	1,376,400	100,000
Total Capital Projects Recoveries	11,080,333	8,743,900	10,576,400	10,429,600	1,685,700
6684.CHILDCAR-Pro Rata Shares	400,900	400,900	400,900	767,000	366,100
6684.HLH-Pro Rata Shares-Healt	535,535	609,200	609,200	898,800	289,600
6684.IMPFEE-Impact Fees	2,727,843	2,685,100	2,685,100	2,004,300	(680,800)
6684.PKGAR-Pro Rata Shares-Pa	30,000	30,000	30,000	30,000	0
6684.REFST-Reforestation Trans	900,000	430,000	430,000	0	(430,000)
Total Special Revenue Recoveries	4,594,278	4,155,200	4,155,200	3,700,100	(455,100)
6685.MILLS-Arundel Mills Tax In	1,737,897	7,382,000	7,527,100	8,234,000	852,000
6685.NBPN-National Bus Pk Nort	0	0	0	516,700	516,700
6685.PAROLE-Parole Tax Incr Fu	15,155,203	15,786,900	16,270,200	17,371,500	1,584,600
6685.TAX-Tax Increment Dist	4,953,877	5,193,000	5,208,600	5,590,000	397,000
6685.WAUGH-Waugh Chapel Tax	286,715	948,000	1,961,800	1,577,000	629,000
6685.WESTCTY-NBP/West Count	6,399,062	6,399,400	6,437,900	6,740,300	340,900
Total Tax Incr Recoveries	28,532,753	35,709,300	37,405,600	40,029,500	4,320,200
6686.PENSION-Pension Fund	580,000	591,600	591,600	649,200	57,600
Total Fiduciary Recoveries	580,000	591,600	591,600	649,200	57,600
6688.-ER Contribution	66,764	400,000	100,000	100,000	(300,000)
Total ER Contribution	66,764	400,000	100,000	100,000	(300,000)
Total Interfund Recoveries	62,528,230	68,079,100	71,307,900	77,610,100	9,531,000

**Revenue Detail
Other Funds**

FY2020 Approved Budget

Funding Source	Actual FY2018	Original FY2019	Revised FY2019	Estimate FY2020	Inc (Dec) from Orig.
Fund: Water & Wstwtr Operating Fund					
Grants and Aid					
5601 Miscellaneous Grants	0	840,000	0	0	(840,000)
5602 BRF Grant	840,000	0	840,000	1,140,000	1,140,000
Investment Income					
6155 Invest Inc-Gen Portfolio	750,890	389,500	725,000	725,000	335,500
Fees for Serv and Other Rev					
6529 Prior Year Encumb W/O	943,115	0	0	0	0
Interfund Recoveries					
6681 Enterprise Recoveries	77,100	0	0	74,700	74,700
6683 Capital Projects Recoveries	3,186,669	0	0	0	0
Charges for Services					
6761 Usage Charges-Water	28,823,078	28,400,000	28,800,000	30,186,700	1,786,700
6762 Usage Charges-W/Water	45,908,917	47,049,000	47,080,000	50,465,400	3,416,400
6764 Usage Credit-W/Water	(1,315,615)	(1,500,000)	(1,500,000)	(1,500,000)	0
6765 Usage Charge-Mayo	1,006,853	1,000,000	1,000,000	1,000,000	0
6766 Septic Tank Chem Waste	736,181	650,000	800,000	800,000	150,000
6767 Holding Tank Waste	11,576	11,000	12,000	12,600	1,600
6769 Service Fees Water	1,435,626	1,400,000	1,400,000	1,400,000	0
6770 Service Fees Wastewater	1,713,702	1,700,000	1,700,000	1,700,000	0
6781 Alloc. Usage Charges-WW	2,777,926	3,000,000	2,700,000	2,831,000	(169,000)
6782 Alloc. Usage Charges-W	1,551,276	1,600,000	1,600,000	1,677,000	77,000
6783 Reimb-City of Annap-WWTP	2,625,059	2,800,000	2,672,000	2,758,000	(42,000)
W & S Assessments					
6812 User Connections-Water	1,692,690	1,500,000	1,500,000	1,700,000	200,000
6813 User Connections-Wastewater	486,460	487,000	500,000	500,000	13,000
Other					
6887 Penalty Charges-W/Water	1,842,130	1,900,000	1,900,000	1,995,000	95,000
6889 Reimb for Lake Shore	38,275	60,000	39,000	39,000	(21,000)
6891 Reimb Cap Proj-W/Water	0	1,600,000	1,600,000	1,600,000	0
6892 Reimb Cap Proj-Water	0	1,600,000	1,600,000	1,600,000	0
6893 Reimburse For Damage-Wtr	35,798	0	40,000	0	0

**Revenue Detail
Other Funds**

FY2020 Approved Budget

Funding Source	Actual FY2018	Original FY2019	Revised FY2019	Estimate FY2020	Inc (Dec) from Orig.
6897 WW WMS Pro Rata	111,400	117,400	117,400	111,500	(5,900)
6898 WTR WMS Pro Rata	111,500	117,400	117,400	111,600	(5,800)
6901 Leachate	57,242	45,000	45,000	45,000	0
6903 Rental Income-Water	1,713,985	1,700,000	1,800,000	1,800,000	100,000
6905 Develop Svc Fee W/Water	127,582	130,000	130,000	130,000	0
6908 Pretreatment	273,200	240,000	250,000	250,000	10,000
6909 Haulers	2,500	2,600	2,600	2,600	0
6949 Miscellaneous Income-All Funds	164,776	300,000	300,000	300,000	0
Other Revenue					
6971 Int on Wstewater Install	(137,127)	0	100,000	40,000	40,000
Total Water & Wstwtr Operating	97,592,764	97,138,900	97,870,400	103,495,100	6,356,200
Fund: Water & Wstwtr Sinking Fund					
Investment Income					
6153 Invest Inc-Restr-Split IS	396,906	150,000	150,000	150,000	0
6155 Invest Inc-Gen Portfolio	3,676,771	3,100,000	2,300,000	2,300,000	(800,000)
6157 Investment Income Transf In	67,547	70,000	167,000	70,000	0
Fees for Serv and Other Rev					
6550 Misc. Revenues-All Funds	0	0	0	0	0
6557 BABs Rebate	507,951	507,500	507,500	507,500	0
W & S Assessments					
6812 User Connections-Water	13,880	0	20,000	0	0
6813 User Connections-Wastewater	103,271	0	4,200	0	0
6815 Front Foot Water-Current	609,806	518,900	585,000	585,000	66,100
6816 Front Foot Wastewater-Current	2,863,787	2,773,000	1,860,000	1,860,000	(913,000)
6818 Front Foot Wastewater-Prior	7,503	0	0	0	0
Capital Connections					
6821 Capital Connections-Water	14,397,289	11,500,000	9,300,000	12,877,200	1,377,200
6822 Capital Connections-Wastewater	15,989,096	12,500,000	9,700,000	12,877,200	377,200
6824 Capital Facility-Water-Current	267,478	382,300	164,000	164,000	(218,300)
6825 Capital Facility-Wastewater-Cu	174,614	193,600	122,400	122,400	(71,200)
6828 Capital Facility-Mayo	76,266	83,000	68,000	68,000	(15,000)
6830 Mayo Serv Avail Chrg-Current	(14,577)	263,000	264,400	264,400	1,400

**Revenue Detail
Other Funds**

FY2020 Approved Budget

Funding Source	Actual FY2018	Original FY2019	Revised FY2019	Estimate FY2020	Inc (Dec) from Orig.
6832 Capital Fac Recoup Fee Odenton Town Ctr Chg	1,156,562	1,400,000	1,400,000	1,499,600	99,600
6833 Odenton Town Ctr Chg Other	0	0	400,000	90,000	90,000
6949 Miscellaneous Income-All Funds Environmental Protection Fees	834,268	900,000	1,367,000	1,365,000	465,000
6951 Environmental Protect Fee Other Revenue	18,664,208	18,600,000	18,792,000	21,565,100	2,965,100
6971 Int on Wstewater Install	52,028	0	0	0	0
6972 Int on Water Install	48,371	0	0	0	0
6973 W/Water Penalties	18,329	0	0	0	0
6974 Alloc - Interest & Penalty	482,690	1,011,800	500,000	1,000,000	(11,800)
6976 Interest	12,668	0	0	0	0
Total Water & Wstwtr Sinking Fu	60,406,712	53,953,100	47,671,500	57,365,400	3,412,300
Fund: Solid Waste Assurance Fund					
Investment Income					
6155 Invest Inc-Gen Portfolio Solid Waste Assurance Fund	222,155	90,000	230,000	230,000	140,000
6806 Solid Waste Contribution Other	1,095,200	1,410,900	1,410,900	1,516,300	105,400
6949 Miscellaneous Income-All Funds	1,813,000	0	0	0	0
Total Solid Waste Assurance Fun	3,130,355	1,500,900	1,640,900	1,746,300	245,400
Fund: Waste Collection Fund					
Investment Income					
6153 Invest Inc-Restr-Split IS	26,851	5,000	50,000	5,000	0
6155 Invest Inc-Gen Portfolio	437,660	200,000	400,000	200,000	0
6157 Investment Income Transf In Fees for Serv and Other Rev	91,465	60,000	90,000	60,000	0
6529 Prior Year Encumb W/O	141,352	0	0	0	0
6550 Misc. Revenues-All Funds	54,213	10,000	1,500	10,000	0
6557 BABs Rebate Interfund Recoveries	54,423	0	0	0	0

**Revenue Detail
Other Funds**

FY2020 Approved Budget

Funding Source	Actual FY2018	Original FY2019	Revised FY2019	Estimate FY2020	Inc (Dec) from Orig.
6684 Special Revenue Recoveries	(36,137)	0	0	0	0
Charges for Services					
6791 Solid Waste Service Chg	48,071,905	48,375,800	48,560,500	48,951,300	575,500
6795 WC Int Delinq Fees	75,746	80,400	46,000	79,800	(600)
Landfill Charges					
6801 Sales Salvage Material	1,572,774	1,129,900	1,307,400	1,586,600	456,700
6802 Landfill Fees	2,817,609	2,310,600	3,000,000	3,329,600	1,019,000
6804 Energy Sales	623,950	407,200	400,000	463,700	56,500
Solid Waste Assurance Fund					
6807 Solar Renewable Energy Credits	0	0	0	700	700
Other					
6914 Single Stream Recycling	153,095	305,100	0	0	(305,100)
6915 Equipment Buy Backs	4,056	0	6,300	0	0
6919 Landfill Restitution	8,646	10,000	6,000	10,000	0
6949 Miscellaneous Income-All Funds	123,238	103,700	103,700	107,800	4,100
Total Waste Collection Fund	54,220,848	52,997,700	53,971,400	54,804,500	1,806,800
Fund: Watershed Protection and Restoration Fund					
Investment Income					
6153 Invest Inc-Restr-Split IS	150,037	320,000	43,500	320,000	0
6155 Invest Inc-Gen Portfolio	411,458	80,000	370,300	80,000	0
6157 Investment Income Transf In	28,697	0	16,900	0	0
Fees for Serv and Other Rev					
6529 Prior Year Encumb W/O	22,902	0	0	0	0
6550 Misc. Revenues-All Funds	1,418	0	0	0	0
Interfund Recoveries					
6683 Capital Projects Recoveries	852,115	770,000	770,000	770,000	0
Charges for Services					
6785 WPRF Fees	21,665,866	22,051,200	22,035,400	22,395,100	343,900
Other Revenue					
6984 Discounts Lost	(80)	0	0	0	0
6985 Discounts Available	80	0	0	0	0
Total Watershed Protection and	23,132,493	23,221,200	23,236,100	23,565,100	343,900

**Revenue Detail
Other Funds**

FY2020 Approved Budget

Funding Source	Actual FY2018	Original FY2019	Revised FY2019	Estimate FY2020	Inc (Dec) from Orig.
Fund: Rec & Parks Child Care Fund					
Investment Income					
6155 Invest Inc-Gen Portfolio	39,427	0	26,000	0	0
Fees for Serv and Other Rev					
6400 Child Care Fees	6,362,126	5,947,300	6,170,000	6,465,000	517,700
6550 Misc. Revenues-All Funds	0	0	(600)	0	0
Total Rec & Parks Child Care Fun	6,401,553	5,947,300	6,195,400	6,465,000	517,700
Fund: Self Insurance Fund					
Investment Income					
6155 Invest Inc-Gen Portfolio	2,454,161	2,035,000	1,824,400	2,183,800	148,800
Fees for Serv and Other Rev					
6529 Prior Year Encumb W/O	17,239	0	0	0	0
Charges for Services					
6750 Self Insurance	17,204,800	21,025,800	21,025,800	21,563,100	537,300
Other					
6876 County Veh Damage Receipt	212,406	200,000	0	200,000	0
6878 County Workers Comp Recpt	166,764	0	0	0	0
6881 BOE-Vehicle Damage Recpt	2,434	0	0	0	0
6883 BOE-Workers Comp Recpt	3,808	0	0	0	0
6885 Miscellaneous Receipts	34,878	0	0	0	0
Total Self Insurance Fund	20,096,490	23,260,800	22,850,200	23,946,900	686,100
Fund: Health Insurance Fund					
Investment Income					
6155 Invest Inc-Gen Portfolio	255,008	0	0	0	0
Fees for Serv and Other Rev					
6529 Prior Year Encumb W/O	0	0	0	0	0
Medical Premiums					
6840 Medical Premiums	86,806,135	86,893,000	82,556,000	90,898,500	4,005,500
Other					
6949 Miscellaneous Income-All Funds	24,874	0	0	0	0
Total Health Insurance Fund	87,086,018	86,893,000	82,556,000	90,898,500	4,005,500

**Revenue Detail
Other Funds**

FY2020 Approved Budget

Funding Source	Actual FY2018	Original FY2019	Revised FY2019	Estimate FY2020	Inc (Dec) from Orig.
Fund: Garage Working Capital Fund					
Fees for Serv and Other Rev					
6529 Prior Year Encumb W/O	45,624	0	0	0	0
Charges for Services					
6734 Direct Charges - Non-Fuel	4,642,092	5,357,700	4,685,200	4,685,300	(672,400)
6740 Leased Vehicle Rev	9,521,196	8,696,700	8,981,000	11,036,400	2,339,700
Other					
6949 Miscellaneous Income-All Funds	18,454	0	14,700	500,000	500,000
Total Garage Working Capital Fu	14,227,366	14,054,400	13,680,900	16,221,700	2,167,300
Fund: Garage Vehicle Replacement Fnd					
Fees for Serv and Other Rev					
6529 Prior Year Encumb W/O	35,895	0	0	0	0
Charges for Services					
6741 Leased Vehicle Rev Rep	10,698,495	11,587,300	11,360,300	10,328,800	(1,258,500)
6743 Tech Replacement Rate Rev	500,400	500,400	500,400	535,600	35,200
Other					
6874 Auction Revenue	408,208	200,000	660,000	200,000	0
6949 Miscellaneous Income-All Funds	355	0	0	0	0
Total Garage Vehicle Replaceme	11,643,353	12,287,700	12,520,700	11,064,400	(1,223,300)
Fund: Ag & WdlnD Prsrvtn Sinking Fnd					
Investment Income					
6155 Invest Inc-Gen Portfolio	384,017	0	0	0	0
Contributions					
6990 Contributions	743,800	742,800	742,800	741,700	(1,100)
Total Ag & WdlnD Prsrvtn Sinkin	1,127,817	742,800	742,800	741,700	(1,100)
Fund: Parking Garage Spec Rev Fund					
Fees for Serv and Other Rev					
6381 Anne Arundel Co Fees	170,000	170,000	170,000	170,000	0
6382 State of Md Fees	216,253	232,800	235,700	232,800	0
6383 Transient Fees	60,987	56,500	55,400	56,500	0
6384 Misc Receipts	109,692	79,300	98,000	79,300	0
6529 Prior Year Encumb W/O	121	0	0	0	0

Revenue Detail
Other Funds

FY2020 Approved Budget

Funding Source	Actual FY2018	Original FY2019	Revised FY2019	Estimate FY2020	Inc (Dec) from Orig.
Total Parking Garage Spec Rev F	557,053	538,600	559,100	538,600	0
Fund: Forfeit & Asset Seizure Fnd					
Investment Income					
6155 Invest Inc-Gen Portfolio	3,719	0	0	0	0
Fees for Serv and Other Rev					
6422 Fast - Fed	1,060,748	505,000	480,000	525,000	20,000
6529 Prior Year Encumb W/O	34,721	0	0	0	0
6550 Misc. Revenues-All Funds	21,875	0	0	0	0
Total Forfeit & Asset Seizure Fnd	1,121,063	505,000	480,000	525,000	20,000
Fund: Energy Loan Revolving Fund					
Investment Income					
6155 Invest Inc-Gen Portfolio	282	0	0	0	0
Interfund Recoveries					
6684 Special Revenue Recoveries	36,137	0	0	0	0
Total Energy Loan Revolving Fun	36,420	0	0	0	0
Fund: Perm Public Imp Fund					
Interfund Recoveries					
6684 Special Revenue Recoveries	0	0	0	9,219,200	9,219,200
Total Perm Public Imp Fund	0	0	0	9,219,200	9,219,200
Fund: Piney Orchard WWS Fund					
Fees for Serv and Other Rev					
6530 Piney Orchard WWS	925,110	1,200,000	1,100,000	1,100,000	(100,000)
Total Piney Orchard WWS Fund	925,110	1,200,000	1,100,000	1,100,000	(100,000)
Fund: Partnership Children Yth & Fam					
Grants and Aid					
5132 Grants	2,850,429	4,344,100	3,497,600	5,184,700	840,600
Investment Income					
6155 Invest Inc-Gen Portfolio	3,504	0	0	0	0
Fees for Serv and Other Rev					
6550 Misc. Revenues-All Funds	222	0	0	0	0
Total Partnership Children Yth &	2,854,155	4,344,100	3,497,600	5,184,700	840,600

**Revenue Detail
Other Funds**

FY2020 Approved Budget

Funding Source	Actual FY2018	Original FY2019	Revised FY2019	Estimate FY2020	Inc (Dec) from Orig.
Fund: Laurel Race Track Comm Ben Fnd					
Fees for Serv and Other Rev					
6635 Laurel Racetrack Revenue	357,143	352,000	352,000	352,000	0
Total Laurel Race Track Comm B	357,143	352,000	352,000	352,000	0
Fund: Inmate Benefit Fund					
Investment Income					
6155 Invest Inc-Gen Portfolio	11,392	9,500	9,500	9,500	0
Fees for Serv and Other Rev					
6441 Commissary Sales	835,286	1,493,000	854,000	850,000	(643,000)
6442 Commissary Commissions	121,275	195,000	229,200	228,100	33,100
6443 Telephone Commissions	431,984	600,000	658,000	625,000	25,000
6529 Prior Year Encumb W/O	9,784	0	0	0	0
Total Inmate Benefit Fund	1,409,721	2,297,500	1,750,700	1,712,600	(584,900)
Fund: Reforestation Fund					
Investment Income					
6155 Invest Inc-Gen Portfolio	148,621	0	0	0	0
Fees for Serv and Other Rev					
6550 Misc. Revenues-All Funds	1,428,609	950,000	1,660,000	1,150,000	200,000
Total Reforestation Fund	1,577,230	950,000	1,660,000	1,150,000	200,000
Fund: AA Workforce Dev Corp Fund					
Grants and Aid					
5601 Miscellaneous Grants	2,486,518	2,400,000	2,400,000	2,400,000	0
Total AA Workforce Dev Corp Fu	2,486,518	2,400,000	2,400,000	2,400,000	0
Fund: Community Development Fund					
Fees for Serv and Other Rev					
6675 Arundel Comm Dev Svcs (ACDS)	5,740,323	7,126,200	7,018,400	9,070,400	1,944,200
Total Community Development F	5,740,323	7,126,200	7,018,400	9,070,400	1,944,200
Fund: Circuit Court Special Fund					
Fees for Serv and Other Rev					
6550 Misc. Revenues-All Funds	124,179	160,000	160,000	165,000	5,000
Total Circuit Court Special Fund	124,179	160,000	160,000	165,000	5,000

**Revenue Detail
Other Funds**

FY2020 Approved Budget

Funding Source	Actual FY2018	Original FY2019	Revised FY2019	Estimate FY2020	Inc (Dec) from Orig.
Fund: Grants Fund					
Grants and Aid					
5132 Grants	31,350,694	35,472,700	33,944,600	40,416,500	4,943,800
5133 General Fund Contribution	1,109,096	1,102,900	934,100	1,558,400	455,500
5180 Bad Debt Collections	38,815	0	0	0	0
5190 Self Pay Collections	20,054	0	0	0	0
Fees for Serv and Other Rev					
6550 Misc. Revenues-All Funds	303,283	353,300	275,000	344,500	(8,800)
Total Grants Fund	32,821,942	36,928,900	35,153,700	42,319,400	5,390,500
Fund: Impact Fee Fund					
Impact Fees					
6045 Impact Fees	35,651,713	19,550,000	22,500,000	19,050,000	(500,000)
Investment Income					
6155 Invest Inc-Gen Portfolio	1,161,406	345,000	394,000	335,000	(10,000)
Total Impact Fee Fund	36,813,119	19,895,000	22,894,000	19,385,000	(510,000)
Fund: Video Lottery Impact Aid Fund					
State Shared Revenue					
5114 VLT-Impact Aid	18,366,717	18,436,600	18,436,600	18,436,600	0
Investment Income					
6155 Invest Inc-Gen Portfolio	413	0	0	0	0
Fees for Serv and Other Rev					
6550 Misc. Revenues-All Funds	991	0	0	0	0
Total Video Lottery Impact Aid F	18,368,121	18,436,600	18,436,600	18,436,600	0
Fund: Tax Increment Financing Districts					
General Property Taxes					
5003 Real Property Current	7,445,782	7,566,200	7,485,000	7,872,000	305,800
5046 Brownsfield Credit	(460,917)	(488,800)	(486,100)	(35,300)	453,500
5050 Real Property Current	37,426,537	39,077,100	39,410,000	43,208,000	4,130,900
5051 Special Assessment Taxes	684,064	602,200	0	0	(602,200)
Investment Income					
6152 Investment Income-Misc	31,292	108,000	269,000	108,400	400
6155 Invest Inc-Gen Portfolio	470,023	312,000	728,000	312,500	500

**Revenue Detail
Other Funds**

FY2020 Approved Budget

Funding Source	Actual FY2018	Original FY2019	Revised FY2019	Estimate FY2020	Inc (Dec) from Orig.
Fees for Serv and Other Rev					
6550 Misc. Revenues-All Funds	2,254,595	0	548,000	0	0
Surplus Fund Balances					
6691 Surplus Fund Balances	0	0	0	114,700	114,700
Total Tax Increment Financing D	47,851,377	47,176,700	47,953,900	51,580,300	4,403,600
Fund: Special Tax Districts					
General Property Taxes					
5051 Special Assessment Taxes	4,525,204	4,641,000	4,640,000	4,733,000	92,000
Investment Income					
6152 Investment Income-Misc	45,875	0	20,000	0	0
6155 Invest Inc-Gen Portfolio	10,700	28,500	42,000	50,000	21,500
Fees for Serv and Other Rev					
6550 Misc. Revenues-All Funds	182	0	0	0	0
Total Special Tax Districts	4,581,961	4,669,500	4,702,000	4,783,000	113,500

Legislative Branch

FY2020 Approved Budget

Mission Statement

We the people of Anne Arundel County, State of Maryland, in order to form a more orderly County government, establish separate legislative and executive branches, insure responsibility of and accountability for public funds, promote the general welfare and secure the benefits of home rule, do, in accordance with the Constitution and the laws of the State of Maryland, adopt, ordain and establish as our Charter and form of government this Charter of Anne Arundel County, Maryland.



District 1 - Sarah Lacey
 District 2 - Allison Pickard
 District 3 - Nathan Volke
 District 4 - Andrew Pruski
 District 5 - Amanda Fiedler
 District 6 - Lisa Brannigan Rodvien
 District 7 - Jessica Haire

Personnel Summary

Summary of Budgeted Positions in County Classified Service

Category	Auth FY2018	Approved FY2019	Adjusted FY2019	Budget FY2020	Inc (Dec)
Fund					
General Fund	11.00	12.00	12.00	13.00	1.00
Total by Fund	11.00	12.00	12.00	13.00	1.00
Character					
County Council	3.00	3.00	3.00	3.00	0.00
County Auditor	6.00	7.00	7.00	8.00	1.00
Board of Appeals	2.00	2.00	2.00	2.00	0.00
Total-Character	11.00	12.00	12.00	13.00	1.00
Barg Unit					
Non-Represented	11.00	12.00	12.00	13.00	1.00
Total-Barg Unit	11.00	12.00	12.00	13.00	1.00

- In addition to the 13 merit employees shown above, the Legislative Branch consists of 25 positions exempt from the County Classified service. These positions include:
 - (14) 7 Council Members and 7 Aides
 - (1) 1 Legislative Counsel to the County Council
 - (2) 1 Administrative Officer and 1 Asst. Administrative Officer to the County Council
 - (1) 1 County Auditor
 - (7) 7 Members of the Board of Appeals
- 1 Legislative Sr. Staff Auditor position was added in FY2019.
- There is 1 new Legislative IT Audit Manager position in FY2020.
- A listing of all positions, by department and by job title, is provided at the end of this section.

Comparative Statement of Expenditures

General Classifications of Expenditure	Actual FY2018	Original FY2019	Estimate FY2019	Budget FY2020	Inc (Dec) from Orig.
Fund					
General Fund	3,656,452	4,000,200	3,821,100	4,486,900	486,700
Total by Fund	3,656,452	4,000,200	3,821,100	4,486,900	486,700
Character					
County Council	1,889,414	1,993,200	2,012,400	2,249,600	256,400
County Auditor	1,351,571	1,559,000	1,394,500	1,777,300	218,300
Board of Appeals	415,466	448,000	414,200	460,000	12,000
Total by Character	3,656,452	4,000,200	3,821,100	4,486,900	486,700
Object					
Personal Services	3,179,322	3,451,000	3,259,100	3,681,400	230,400
Contractual Services	381,230	419,700	440,400	654,100	234,400
Supplies & Materials	31,827	44,400	41,400	46,200	1,800
Business & Travel	60,909	73,900	69,300	85,200	11,300
Capital Outlay	3,164	11,200	10,900	20,000	8,800
Total by Object	3,656,452	4,000,200	3,821,100	4,486,900	486,700

**Legislative Branch
County Council**

FY2020 Approved Budget

Program Statement

The constitution of the State of Maryland requires all charter counties to have a council which is vested with the power to enact local legislation. The County Council is the elected body of the County and is vested with the power to enact legislation. The seven member council generally meets the first and third Mondays of each month, in addition to budget deliberations in May. The Council must adopt a budget by June 15 or the County Executive's request stands as proposed. With the exception of the Board of Education budget, the Council may only delete programs and funding from the County Executive's proposal.

Budget Summary

General Class of Expenditure Fund	Actual FY2018	Original FY2019	Estimate FY2019	Budget FY2020	Inc (Dec) from Orig.
General Fund	1,889,414	1,993,200	2,012,400	2,249,600	256,400
Total by Fund	1,889,414	1,993,200	2,012,400	2,249,600	256,400
Object					
Personal Services	1,777,720	1,859,900	1,889,400	2,096,800	236,900
Contractual Services	49,528	55,000	49,800	57,100	2,100
Supplies & Materials	18,132	25,100	23,300	25,800	700
Business & Travel	43,459	48,200	44,900	54,900	6,700
Capital Outlay	575	5,000	5,000	15,000	10,000
Total by Object	1,889,414	1,993,200	2,012,400	2,249,600	256,400

**Legislative Branch
County Auditor**

FY2020 Approved Budget

Program Statement

The County Auditor serves at the pleasure of the County Council and acts in an oversight capacity to ensure that public funds are spent in accordance with the budget and applicable county laws. The Auditor is also responsible for ensuring the Comprehensive Annual Financial Report (CAFR) is audited annually.

Budget Summary

General Class of Expenditure	Actual FY2018	Original FY2019	Estimate FY2019	Budget FY2020	Inc (Dec) from Orig.
Fund					
General Fund	1,351,571	1,559,000	1,394,500	1,777,300	218,300
Total by Fund	1,351,571	1,559,000	1,394,500	1,777,300	218,300
Object					
Personal Services	1,124,823	1,294,300	1,099,300	1,270,900	(23,400)
Contractual Services	200,962	228,700	261,000	461,700	233,000
Supplies & Materials	7,420	9,600	9,600	10,200	600
Business & Travel	16,945	25,200	23,500	29,500	4,300
Capital Outlay	1,422	1,200	1,100	5,000	3,800
Total by Object	1,351,571	1,559,000	1,394,500	1,777,300	218,300

**Legislative Branch
Board of Appeals**

FY2020 Approved Budget

Program Statement

Independent of both the executive and legislative branches, the Board of Appeals renders final decisions on appeals relating to zoning, licenses, permits, executive, administrative, and judicatory orders. The seven members of the Board are appointed by the County Council to terms coterminous with those of the Council. Appellants of decisions on special exceptions, rezonings and variances have already appeared before the Administrative Hearings Officer, and may subsequently pursue their cases in Circuit Court if they are not satisfied with the decision of the Board. Board members each receive an annual stipend of \$5,250, and a per diem allowance of \$50.

Budget Summary

General Class of Expenditure Fund	Actual FY2018	Original FY2019	Estimate FY2019	Budget FY2020	Inc (Dec) from Orig.
General Fund	415,466	448,000	414,200	460,000	12,000
Total by Fund	415,466	448,000	414,200	460,000	12,000
Object					
Personal Services	276,779	296,800	270,400	313,700	16,900
Contractual Services	130,740	136,000	129,600	135,300	(700)
Supplies & Materials	6,276	9,700	8,500	10,200	500
Business & Travel	505	500	900	800	300
Capital Outlay	1,167	5,000	4,800	0	(5,000)
Total by Object	415,466	448,000	414,200	460,000	12,000

**Legislative Branch
General Fund**

FY2020 Approved Budget

Personnel Summary - Positions in the County Classified Service

Job Code - Title	Plan	Grade	FY2018 Approved	FY2019 Request	FY2019 Approved	FY2019 Adjusted	FY2020 Budget	Variance
0226 Legislative Sr Staff Auditor	LA	2	1	2	2	2	2	0
0227 Legislative Audit Manager	LA	3	2	2	2	2	2	0
0228 Legis Management Asst I	NR	15	1	1	1	1	1	0
0229 Legis Management Asst II	NR	17	1	1	1	1	1	0
0230 Legis Administrative Secretary	NR	12	3	3	3	3	3	0
0234 Legislative Senior Secretary	NR	10	1	1	1	1	1	0
0238 Asst County Auditor	LA	4	2	2	2	2	2	0
0248 Legislative IT Audit Manager	LA	3	0	0	0	0	1	1
Fund Summary			11	12	12	12	13	1
Department Summary			11	12	12	12	13	1

**Legislative Branch
General Fund**

FY2020 Approved Budget

Personnel Summary - Positions Exempt from the County Classified Service

Job Code - Title	Plan	Grade	FY2018 Approved	FY2019 Request	FY2019 Approved	FY2019 Adjusted	FY2020 Budget	Variance
0180 County Auditor	E	8	1	1	1	1	1	0
0185 Admin Officer to County Council	E	5	1	1	1	1	1	0
0190 Asst Admin Officer to Co Counl	E	4	1	1	1	1	1	0
0192 Legis Aide II CC	EL	3	7	7	7	7	7	0
0193 Legis Counsel To Co Council	E	6	1	1	1	1	1	0
8010 Council Member	EO	3	7	7	7	7	7	0
8550 Board Member Bd of Appeals	ET	2	7	7	7	7	7	0
Fund Summary			25	25	25	25	25	0
Department Summary			25	25	25	25	25	0

Mission Statement

The County Executive shall be responsible for the proper and efficient administration of such affairs of the County as are placed in the charge or under the jurisdiction and control of the County Executive under the Charter or by law.

Program Statement

The Office of the County Executive is responsible for providing management and policy direction for the operation of county government.

County Executive – this budget includes public information, government relations, human relations and community services.

Anne Arundel Economic Development Corporation (AAEDC) – this is a privatized agency of county government responsible for promoting Anne Arundel County as an attractive place for business. In addition to the operating subsidy provided by the county, its non-profit status allows the corporation to receive grants and aid that otherwise would not be available to government agencies.

Laurel Race Track Impact Aid – there is a Laurel Impact Fee Special Revenue Fund to account for the funds paid to the County as impact aid for the Laurel Racetrack. The County Executive has established a committee to recommend how best to spend these funds.

Personnel Summary

There are no positions in the "County Classified Service" within the County Executive's Office. All positions are exempt from the merit system.

A listing of all positions, by department and job title, is provided at the end of this section.

Comparative Statement of Expenditures

General Classifications of Expenditure	Actual FY2018	Original FY2019	Estimate FY2019	Budget FY2020	Inc (Dec) from Orig.
Fund					
General Fund	5,285,001	5,625,600	5,590,500	5,367,300	(258,300)
Laurel Race Track Comm Ben Fn	352,000	373,200	373,200	346,500	(26,700)
Video Lottery Local Impact Aid	2,169,800	3,499,000	3,499,000	6,695,000	3,196,000
Total by Fund	7,806,801	9,497,800	9,462,700	12,408,800	2,911,000
Character					
County Executive	2,423,376	2,750,600	2,740,700	2,504,900	(245,700)
Economic Development Corp	2,861,625	2,875,000	2,849,800	2,862,400	(12,600)
Laurel Race Track Impact Aid	352,000	373,200	373,200	346,500	(26,700)
VLT Community Grants	2,169,800	3,499,000	3,499,000	6,695,000	3,196,000
Total by Character	7,806,801	9,497,800	9,462,700	12,408,800	2,911,000
Object					
Personal Services	2,566,327	2,719,900	2,692,900	2,613,900	(106,000)
Contractual Services	21,617	19,000	18,700	18,000	(1,000)
Supplies & Materials	35,192	49,500	39,500	52,000	2,500
Business & Travel	8,972	8,500	9,900	28,900	20,400
Capital Outlay	394	1,200	2,000	2,000	800
Grants, Contributions & Other	5,174,300	6,699,700	6,699,700	9,694,000	2,994,300
Total by Object	7,806,801	9,497,800	9,462,700	12,408,800	2,911,000

County Executive
County Executive

FY2020 Approved Budget

Program Statement

The County Executive is responsible for providing management and policy direction for the operation of county government. Specifically, this budget includes public information, government relations, human relations and community services.

Public Information – this office is responsible for media relations, speech writing and editing, ceremonial documents and correspondence, and special events.

Governmental Relations – this office assists the County Executive in the development and passage of local and state legislation that enables and enhances the operation of county government through a critical review of all proposed legislation by the Legislative Review Committee.

Human Relations – responsibilities within this office include fostering, encouraging and guaranteeing equal treatment to all persons regardless of race, creed, color, sex, national origin, age, religion, or mental/physical handicap.

Community Services – this is the focal point for communication between local government and the communities of the County. It's goal is to better inform citizens as to the actions and programs of the government as well as the government being continuously informed as to the needs and desires of the community.

Budget Summary

General Class of Expenditure Fund	Actual FY2018	Original FY2019	Estimate FY2019	Budget FY2020	Inc (Dec) from Orig.
General Fund	2,423,376	2,750,600	2,740,700	2,504,900	(245,700)
Total by Fund	2,423,376	2,750,600	2,740,700	2,504,900	(245,700)
Object					
Personal Services	2,332,202	2,472,400	2,470,600	2,379,000	(93,400)
Contractual Services	21,617	19,000	18,700	18,000	(1,000)
Supplies & Materials	35,192	49,500	39,500	52,000	2,500
Business & Travel	8,972	8,500	9,900	28,900	20,400
Capital Outlay	394	1,200	2,000	2,000	800
Grants, Contribution	25,000	200,000	200,000	25,000	(175,000)
Total by Object	2,423,376	2,750,600	2,740,700	2,504,900	(245,700)

- The decrease in Personal Services is attributable to the salary and wages of the new administration offset by the countywide increases to the pay package and benefits.

**County Executive
Economic Development Corp**

FY2020 Approved Budget

Program Statement

Anne Arundel Economic Development Corporation (AAEDC) is a privatized agency of county government responsible for promoting Anne Arundel County as an attractive place for business. In addition to the operating subsidy provided by the county, its non-profit status allows the corporation to receive grants and aid that otherwise would not be available to government agencies.

An operating subsidy is provided by the County in an amount equal to the revenue yield of half of one percent (0.5%) of the Hotel Motel Tax rate. The prior practice of dedicating these Hotel Tax revenues to a Special Revenue Fund is prohibited under the provisions of the County Charter. Beginning with the FY2009 Budget, a direct appropriation from the County Executive's General Fund Budget provides this funding.

With respect to the Economic Development Corporation, the County Executive's General Fund Budget has historically provided additional funding beyond that which was dedicated from the Hotel Tax.

The purpose of this page in the budget is to consolidate all funding in support of the Economic Development Corporation into one section of the budget.

Budget Summary

General Class of Expenditure	Actual FY2018	Original FY2019	Estimate FY2019	Budget FY2020	Inc (Dec) from Orig.
Fund					
General Fund	2,861,625	2,875,000	2,849,800	2,862,400	(12,600)
Total by Fund	2,861,625	2,875,000	2,849,800	2,862,400	(12,600)
Object					
Personal Services	234,125	247,500	222,300	234,900	(12,600)
Business & Travel	0	0	0	0	0
Grants, Contribution	2,627,500	2,627,500	2,627,500	2,627,500	0
Total by Object	2,861,625	2,875,000	2,849,800	2,862,400	(12,600)

- This budget provides the appropriation authority for a grant to the Economic Development Corporation. A portion of this funding is based on the dollar equivalent to the revenue yield of half of one percent (0.5%) of the Hotel Tax.
- The Director of Programming, an Exempt position in the County system, is the Executive Director of AAEDC and is appointed by the County Executive. All other employees are employed by the Economic Development Corporation.

County Executive

FY2020 Approved Budget

Laurel Race Track Impact Aid

Program Statement

The Laurel Impact Fee Special Revenue Fund accounts for the funds paid to the County as impact aid for the Laurel Racetrack. The County Executive has established a committee to recommend how best to spend these funds.

Budget Summary

General Class of Expenditure Fund	Actual FY2018	Original FY2019	Estimate FY2019	Budget FY2020	Inc (Dec) from Orig.
Laurel Race Track C	352,000	373,200	373,200	346,500	(26,700)
Total by Fund	352,000	373,200	373,200	346,500	(26,700)
Object					
Grants, Contribution	352,000	373,200	373,200	346,500	(26,700)
Total by Object	352,000	373,200	373,200	346,500	(26,700)

- \$ 76,500 - Beautification of Route 198
- \$ 50,000 - Maryland City at Russett Library Sunday Hours
- \$ 120,000 - Brush Truck for MCVFD
- \$ 100,000 - Streetlights on Route 198

County Executive

FY2020 Approved Budget

VLT Community Grants

Program Statement

The purpose of this appropriation is to disburse funds for community grants as recommended by the Local Development Council, proposed by the County Executive, and approved by the County Council.

Budget Summary

General Class of Expenditure Fund	Actual FY2018	Original FY2019	Estimate FY2019	Budget FY2020	Inc (Dec) from Orig.
Video Lottery Local	2,169,800	3,499,000	3,499,000	6,695,000	3,196,000
Total by Fund	2,169,800	3,499,000	3,499,000	6,695,000	3,196,000
Object					
Grants, Contribution	2,169,800	3,499,000	3,499,000	6,695,000	3,196,000
Total by Object	2,169,800	3,499,000	3,499,000	6,695,000	3,196,000

- The detail associated with the VLT grants can be found in Office of Finance (Non-Departmental).

**County Executive
General Fund**

FY2020 Approved Budget

Personnel Summary - Positions Exempt from the County Classified Service

Job Code - Title	Plan	Grade	FY2018 Approved	FY2019 Request	FY2019 Approved	FY2019 Adjusted	FY2020 Budget	Variance
0100 County Executive	EO	1	1	1	1	1	1	0
0101 Dir Of Programming	E	8	1	1	1	1	1	0
0102 Public Information Officer	E	5	1	1	1	1	1	0
0103 Chief of Staff	E	8	1	1	1	1	1	0
0124 Director of Communications & Policy	E	7	0	0	0	0	1	1
0151 Exec Administrative Secretary	EX	13	4	4	4	4	4	0
0152 Co Exec Appointment Coordinatr	EX	15	1	1	1	1	1	0
0153 Exec Management Assistant I	EX	16	3	3	3	3	3	0
0154 Exec Management Assist II	EX	18	2	3	3	3	3	0
0163 Legislative Liaison Officer	E	6	1	1	1	1	1	0
0165 Asst To The County Executive	E	5	4	4	4	4	4	0
Fund Summary			19	20	20	20	21	1
Department Summary			19	20	20	20	21	1

Mission Statement

The mission of the Office of Law is to ensure all County operations and activities are conducted in accordance with applicable law; advise the County's executive branch and legislative branch on matters of law and legal aspects of policy; prepare legislation at the request of the Administration and the County Council; draft, review, and negotiate contracts; and represent the County and its employees in litigation and administrative hearings.

Major Accomplishments

- Successfully defended, in conjunction with outside counsel, an appeal to the Maryland Court of Appeals and successfully opposed a Petition for Certiorari to the United States Supreme Court. Appeal and Petition requested the reversal of a Circuit Court ruling in favor of the County and against claimants who alleged in a class-action lawsuit that \$25 million in development impact fees should be refunded because fees were not timely expended or encumbered.
- Engaged in litigation, in conjunction with outside counsel, against opioid manufacturers, distributors, and prescribing doctors for false claims, consumer protection, and various torts. Seeking injunctive relief and damages which are anticipated to be in the tens of millions of dollars and will provide funding for the County's ongoing fight against the opioid epidemic.
- Working with the administration and affected departments, the Office redrafted three articles of the County Code.
- Acquired and implemented, with assistance from the Office of Information and Technology, Exterro, a computer application, to scan and retain e-mails, computer files and data throughout the County network and on its cloud-based services. Exterro identifies relevant data and provides transparency by facilitating responses to Maryland Public Information Act requests. It will also capture relevant electronically stored data for litigation involving the County.
- Successfully opposed a developer request for transportation impact fee credits for transportation improvements (traffic signal) not desired by the County, at a savings of \$554,000 to the County.
- Collected (1) tax sale monies - \$2,869,848 in FY18, and \$1,589,361 in the first half of FY19; (2) personal property taxes - \$770,345 in FY18, and \$248,429 in the first half of FY19; and (3) miscellaneous debts - \$78,004 in FY18 and \$21,219 in the first half of FY19. Total Collections for FY18 and first half of FY19 - \$5,577,206.
- Drafted, reviewed and/or provided advice on 4,310 contracts in FY18, and 2,418 in the first half of FY19; prosecuted 211 new code enforcement cases in FY18, and 112 in the first half of FY19.

Key Objectives

- Draft highest-quality legislation and provide advice regarding legislation to both branches of the government.
- Continue to work with all department heads on compliance with the Maryland Public Information Act and the Open Meetings Act to ensure transparency in County government, and to train, as needed, on proper procurement policies and practices to maximize the efficiency of all County procurements.
- Draft, review and approve County agreements in an accurate and timely manner.
- Provide highest-quality quality legal representation to the County and its employees in all litigation and administrative proceedings.
- Provide timely legal advice to County departments and their employees, as requested.

Comparative Statement of Expenditures

General Classifications of Expenditure	Actual FY2018	Original FY2019	Estimate FY2019	Budget FY2020	Inc (Dec) from Orig.
Fund					
General Fund	4,159,528	4,389,100	4,385,400	4,564,700	175,600
Watershed Protection & Restor	0	0	0	0	0
Total by Fund	4,159,528	4,389,100	4,385,400	4,564,700	175,600
Character					
Office of Law	4,159,528	4,389,100	4,385,400	4,564,700	175,600
Total by Character	4,159,528	4,389,100	4,385,400	4,564,700	175,600
Object					
Personal Services	4,012,256	4,194,800	4,191,300	4,374,400	179,600
Contractual Services	62,926	71,200	70,400	71,200	0
Supplies & Materials	37,256	43,000	43,000	43,000	0
Business & Travel	33,127	70,300	68,200	58,300	(12,000)
Capital Outlay	1,000	1,500	1,500	1,500	0
Grants, Contributions & Other	12,963	8,300	11,000	16,300	8,000
Total by Object	4,159,528	4,389,100	4,385,400	4,564,700	175,600

Office of Law

FY2020 Approved Budget

Program Statement

The Office of Law provides legal services for the County and its offices, departments, boards, commissions, & agencies, and is broadly split into two practice groups: the Government Operations section and the Litigation section.

Government Operations Section - drafts all legislation for the Administration and provides legal advice to and drafts legislation for County Council members as requested. This section reviews and approves all County procurement and purchasing contracts, contracts for the acquisition of real property, and other legal instruments relating to land use or property rights. The Government Operations section also reviews and drafts numerous other contracts and agreements from all branches and Departments of County government. The section provides legal advice to various departments and agencies in County government. Attorneys represent the County in all code enforcement matters in the District and Circuit Court. Attorneys also provide representation for the County before the Board of Appeals on land use and Animal Control matters, as well as representation before the Circuit Court and appellate courts as necessary.

Litigation Section - responsible for providing representation to the County in a variety of matters including all civil claims, bond defaults, guardianships and collection matters in federal and state courts. Representation is also provided in administrative hearings before the Board of Appeals, Personnel Board, Maryland Commission on Civil Rights and the Equal Employment Opportunities Commission on personnel matters and complaints of discrimination by employees. Through the Self Insurance Fund, this section provides counsel to defend the Board of Education, the library system and the Anne Arundel Community College in civil litigation. It also provides advice to the Department of Social Services and representation in Child In Need of Assistance ("CINA") matters, child support related to CINA cases, termination of parental rights proceedings, and adult guardianships. Lastly, the litigation section provides legal advice to all public safety agencies in County government.

Commentary

- The increase in Personal Services is attributable to countywide increases to the pay package and benefits.
- The Personal Services budget also includes one new position.
- The decrease in Business and Travel is related to training seminars and courses.
- The increase in Grants, Contributions and Other is related to litigation expense.

Office of Law

FY2020 Approved Budget

Summary of Budgeted Positions in County Classified Service

Category	Auth FY2018	Approved FY2019	Adjusted FY2019	Budget FY2020	Inc (Dec)
Fund					
General Fund	29.00	29.00	29.00	30.00	1.00
Total by Fund	29.00	29.00	29.00	30.00	1.00
Character					
Office of Law	29.00	29.00	29.00	30.00	1.00
Total-Character	29.00	29.00	29.00	30.00	1.00
Barg Unit					
Non-Represented	29.00	29.00	29.00	30.00	1.00
Total-Barg Unit	29.00	29.00	29.00	30.00	1.00

- In addition to the above positions, the department contains a County Attorney and an Administrative Secretary that are exempt from the County Classified Service.
- In FY20, there is one new position.
- A listing of all positions, by department and by job title, is provided at the end of this section.

Performance Measures

Measure	Actual FY2017	Actual FY2018	Estimate FY2019	Estimate FY2020
<u>Office of Law</u>				
Civil Litigation	2,150	2,225	2,500	2,500
Self-Insur. Fund Representation	3,258	3,837	1,200	1,200
Social Service Representation	346	520	600	500
Legislation	153	140	116	120
Personal Property Collections (\$)	\$1,016,435	\$770,345	\$600,000	\$700,000
Tax Sale Foreclosures (\$)	\$2,626,216	\$2,869,848	\$2,600,000	\$2,800,000

**Office of Law
General Fund**

FY2020 Approved Budget

Personnel Summary - Positions in the County Classified Service

Job Code - Title	Plan	Grade	FY2018 Approved	FY2019 Request	FY2019 Approved	FY2019 Adjusted	FY2020 Budget	Variance
0210 Secretary III (NR)	NR	9	1	1	1	1	1	0
0245 Senior Management Assistant	NR	19	1	1	1	1	1	0
0500 Senior Paralegal	NR	14	1	1	1	1	1	0
0501 Paralegal	NR	12	4	4	4	4	4	0
0502 Legal Secretary	NR	10	6	6	6	6	6	0
0511 Attorney I	NR	17	1	0	0	0	0	0
0512 Attorney II	NR	19	2	3	3	3	4	1
0513 Attorney III	NR	21	6	6	6	6	6	0
0520 Senior Assistant Co Attorney	NR	22	5	5	5	5	5	0
0521 Deputy County Attorney	NR	24	2	2	2	2	2	0
0522 Supervising County Attorney	NR	23	3	3	3	3	3	0
Fund Summary			32	32	32	32	33	1
Department Summary			32	32	32	32	33	1

**Office of Law
General Fund**

FY2020 Approved Budget

Personnel Summary - Positions Exempt from the County Classified Service

Job Code - Title	Plan	Grade	FY2018 Approved	FY2019 Request	FY2019 Approved	FY2019 Adjusted	FY2020 Budget	Variance
0120 County Attorney	E	8	1	1	1	1	1	0
0200 Admin Secty To Dpt/Agency Head	E	1	1	1	1	1	1	0
Fund Summary			2	2	2	2	2	0
Department Summary			2	2	2	2	2	0

Office of Administrative Hearings

FY2020 Approved Budget

Mission Statement

The mission of the Office of Administrative Hearings is to provide the requisite public notice of pending applications, conduct quasi-judicial hearings, and decide pending matters in a timely manner.

Program Statement

This program accounts for the Administrative Hearing Officer. Duties are to provide public notice, to conduct quasi-judicial hearings, and to write decisions in a timely manner for all zoning petitions (zoning reclassifications, special exceptions, variance and critical area reclassifications). The next level of appeal is the County Board of Appeals. The Administrative Hearing Officer may also hear and decide certain construction contract disputes, which are appealed directly to the Circuit Court.

The Administrative Hearing Officer is responsible for conducting public hearings on petitions to change or reclassify the zoning of individual or particular parcels of property. The Administrative Hearing Officer may grant variances from and make special exceptions to the zoning laws, regulations, ordinances or resolutions.

Commentary

The increase in Personal Services is attributable to countywide increases to the pay package and benefits.

Personnel Summary

There are two positions that are exempt from the merit system the Administrative Hearing Officer and an Administrative Secretary.

The budget also includes one new position.

A listing of all positions, by department and by job title, is provided at the end of this section.

Performance Measures

Measure	Actual 2017	Actual 2018	Estimated 2019	Projected 2020
Variances	265	297	282	270
Special Exceptions	32	28	15	20
Contract Construction Cases	1	1	1	1
Re-zonings/Reclassifications	15	7	9	10

Comparative Statement of Expenditures

General Classifications of Expenditure	Actual FY2018	Original FY2019	Estimate FY2019	Budget FY2020	Inc (Dec) from Orig.
Fund					
General Fund	347,818	326,100	322,200	387,400	61,300
Total by Fund	347,818	326,100	322,200	387,400	61,300
Character					
Office of Admin.Hearings	347,818	326,100	322,200	387,400	61,300
Total by Character	347,818	326,100	322,200	387,400	61,300
Object					
Personal Services	336,098	311,600	307,800	371,900	60,300
Contractual Services	5,168	5,000	6,700	5,000	0
Supplies & Materials	6,553	9,000	6,800	10,000	1,000
Business & Travel	0	0	0	0	0
Capital Outlay	0	500	900	500	0
Total by Object	347,818	326,100	322,200	387,400	61,300

**Office of Administrative Hearings
General Fund**

FY2020 Approved Budget

Personnel Summary - Positions in the County Classified Service

Job Code - Title	Plan	Grade	FY2018 Approved	FY2019 Request	FY2019 Approved	FY2019 Adjusted	FY2020 Budget	Variance
0210 Secretary III (NR)	NR	9	0	0	0	0	1	1
Fund Summary			0	0	0	0	1	1
Department Summary			0	0	0	0	1	1

**Office of Administrative Hearings
General Fund**

FY2020 Approved Budget

Personnel Summary - Positions Exempt from the County Classified Service

Job Code - Title	Plan	Grade	FY2018 Approved	FY2019 Request	FY2019 Approved	FY2019 Adjusted	FY2020 Budget	Variance
0135 Administrative Hearing Officer	E	7	1	1	1	1	1	0
0200 Admin Secty To Dpt/Agency Head	E	1	1	1	1	1	1	0
Fund Summary			2	2	2	2	2	0
Department Summary			2	2	2	2	2	0

Mission Statement

The Chief Administrative Officer is appointed by and is responsible directly to the County Executive. The Chief Administrative Officer shall have supervisory authority over the executive branch offices and departments as provided in Article V of the County Charter, and over other executive offices as the County Executive may direct.

Program Statement

The Chief Administrative Officer has the overall responsibility for the functions performed by the Office of the Budget, Office of Finance, Office of Central Services, and the Office of Personnel. As such, the Chief Administrative Officer is responsible for many of the daily activities of county government.

Management and Control – in addition to the above functions, this bureau is responsible for the coordination of administrative and financial functions with the independent Board of Education and the trustees of the Community College and Library.

Contingency – this bureau accounts for those funds held in contingency. In general, these funds have been utilized to cover unforeseen items such as snow removal expenses above that which is budgeted for in the Department of Public Works. In the past, contingency funds have also been reserved for items such as pay packages that were still in negotiations, as well as performance increases for non-represented employees.

In addition, this office directly manages and oversees two privatized entities that manage County “pass-through” grants on behalf of the County. These include Arundel Community Development Services, Inc. (ACDS), and the Anne Arundel Workforce Development Corporation.

Significant Changes

The FY2020 budget includes funding for the startup of a CountyStat program.

Comparative Statement of Expenditures

General Classifications of Expenditure	Actual FY2018	Original FY2019	Estimate FY2019	Budget FY2020	Inc (Dec) from Orig.
Fund					
General Fund	7,332,925	14,481,800	4,291,500	16,708,000	2,226,200
Community Development Fund	6,532,211	7,126,200	7,018,400	9,070,400	1,944,200
Energy Loan Revolving Fund	191,600	17,800	17,700	0	(17,800)
Grant Fund-Chief Adm Office	3,656,198	0	0	0	0
AA Workforce Dev Corp Fund	2,486,518	2,400,000	2,400,000	2,400,000	0
Total by Fund	20,199,452	24,025,800	13,727,600	28,178,400	4,152,600
Character					
Management & Control	427,258	417,100	440,300	1,278,800	861,700
Contingency	0	12,313,500	2,100,000	12,000,000	(313,500)
Community Development Svcs C	7,978,811	8,466,000	8,358,100	12,070,400	3,604,400
Workforce Development Corp.	2,915,718	2,829,200	2,829,200	2,829,200	0
Office of Emerg Mgt	1,585,110	0	0	0	0
Office of Transportation	7,292,555	0	0	0	0
Total by Character	20,199,452	24,025,800	13,727,600	28,178,400	4,152,600
Object					
Personal Services	1,890,429	382,000	405,200	978,700	596,700
Contractual Services	5,298,074	3,000	3,000	168,000	165,000
Supplies & Materials	249,559	5,500	5,500	5,500	0
Business & Travel	210,557	26,600	26,600	26,600	0
Capital Outlay	106,295	0	0	0	0
Grants, Contributions & Other	12,444,539	23,608,700	13,287,300	26,999,600	3,390,900
Total by Object	20,199,452	24,025,800	13,727,600	28,178,400	4,152,600

**Chief Administrative Officer
Management & Control**

FY2020 Approved Budget

Program Statement

The Chief Administrative Officer has the overall responsibility for the functions performed by the Office of the Budget, Office of Finance, Office of Central Services, and the Office of Personnel. In addition to these functions, this bureau is responsible for many of the daily activities of county government as well as for the coordination of administrative and financial functions with the independent Board of Education and the trustees of the Community College and Library.

Budget Summary

General Class of Expenditure	Actual FY2018	Original FY2019	Estimate FY2019	Budget FY2020	Inc (Dec) from Orig.
Fund					
General Fund	427,258	417,100	440,300	1,278,800	861,700
Grant Fund-Chief Ad	0	0	0	0	0
Total by Fund	427,258	417,100	440,300	1,278,800	861,700
Object					
Personal Services	387,975	382,000	405,200	978,700	596,700
Contractual Services	2,786	3,000	3,000	168,000	165,000
Supplies & Materials	4,500	5,500	5,500	5,500	0
Business & Travel	31,997	26,600	26,600	26,600	0
Capital Outlay	0	0	0	0	0
Grants, Contribution	0	0	0	100,000	100,000
Total by Object	427,258	417,100	440,300	1,278,800	861,700

- The increase in the Chief Administrative Officer's budget can be attributed to two new Deputy CAO positions as well as start up funds for the CountyStat program.

**Chief Administrative Officer
Contingency**

FY2020 Approved Budget

Program Statement

Appropriations in this Contingency Account are “conditioned” by the County Council such that all or part of this appropriation may not be expended within this account but can only be transferred to other accounts at the request of the County Executive and upon approval by ordinance of the County Council.

In general, these funds have been utilized to cover unforeseen items such as snow removal expenses above that which is budgeted for in the Department of Public Works. In the past, contingency funds have also been reserved for items such as pay packages that were still in negotiations, as well as performance increases for non-represented employees.

Budget Summary

General Class of Expenditure	Actual FY2018	Original FY2019	Estimate FY2019	Budget FY2020	Inc (Dec) from Orig.
Fund					
General Fund	0	12,313,500	2,100,000	12,000,000	(313,500)
Total by Fund	0	12,313,500	2,100,000	12,000,000	(313,500)
Object					
Grants, Contribution	0	12,313,500	2,100,000	12,000,000	(313,500)
Total by Object	0	12,313,500	2,100,000	12,000,000	(313,500)

**Chief Administrative Officer
Community Development Svcs Cor**

FY2020 Approved Budget

Program Statement

Arundel Community Development Services, Inc. (ACDS), on behalf of and with the approval of the County, plans and implements housing and community development activities which principally benefit low and moderate income residents, remove slum and blighting conditions, or meet an urgent need.

Much of the funding for these initiatives comes from federal grants such as:
- Community Development Block Grant (CDBG) & Emergency Shelter Grant (ESG)

- Home Investment Partnerships Program (HOME)
- American Dream Downpayment Initiative (ADDI)
- Supportive Housing Program (SHP)
- Housing Opportunities for Persons with Aids (HOPWA)

Funding also is provided from the County’s General Fund for the following purposes:

The Homeownership and Foreclosure Counseling Program provides intensive counseling and direct assistance to renters, enabling them to become financially prepared and empowered to undertake the responsibilities of homeownership. The program also provides foreclosure counseling to households facing default and the loss of their home.

The Workforce Housing Program increases the supply of workforce housing units available to low to moderate income homebuyers and to stabilize our older neighborhoods.

Administrative operating funds are also provided to support the cost of planning, administering and implementing federal and State programs that are not fully funded by the grants. These costs were historically covered by County government prior to privatization.

There are no County positions funded in this budget; all of the employees are employed by Arundel Community Development Services, Inc.

Budget Summary

General Class of Expenditure	Actual FY2018	Original FY2019	Estimate FY2019	Budget FY2020	Inc (Dec) from Orig.
Fund					
General Fund	1,255,000	1,322,000	1,322,000	3,000,000	1,678,000
Community Develop	6,532,211	7,126,200	7,018,400	9,070,400	1,944,200
Energy Loan Revolvi	191,600	17,800	17,700	0	(17,800)
Total by Fund	7,978,811	8,466,000	8,358,100	12,070,400	3,604,400
Object					
Grants, Contribution	7,978,811	8,466,000	8,358,100	12,070,400	3,604,400
Total by Object	7,978,811	8,466,000	8,358,100	12,070,400	3,604,400

- In FY20, the Energy Loan Revolving fund has been transferred from Community Development to Central Services.

**Chief Administrative Officer
Workforce Development Corp.**

FY2020 Approved Budget

Program Statement

The Anne Arundel Workforce Development Corporation is a 501 (c) 3 corporation that is Anne Arundel County's administrative agent and operator of the federal Workforce Investment Act. These federal funds represent the primary funding source for this budget and enable the Corporation to provide employment services to the County's dislocated workers and adults otherwise seeking entry and skills development. The Corporation also provides youth employment programs with these federal funds.

Funding is also provided by the General Fund of County Government to administer the above mentioned program.

There are no County positions funded in this budget; all of the employees are employed by the Anne Arundel Workforce Development Corporation.

Budget Summary

General Class of Expenditure	Actual FY2018	Original FY2019	Estimate FY2019	Budget FY2020	Inc (Dec) from Orig.
Fund					
General Fund	429,200	429,200	429,200	429,200	0
AA Workforce Dev C	2,486,518	2,400,000	2,400,000	2,400,000	0
Total by Fund	2,915,718	2,829,200	2,829,200	2,829,200	0
Object					
Grants, Contribution	2,915,718	2,829,200	2,829,200	2,829,200	0
Total by Object	2,915,718	2,829,200	2,829,200	2,829,200	0

**Chief Administrative Officer
Office of Emerg Mgt**

FY2020 Approved Budget

Program Statement

The role of the Office of Emergency Management (OEM) is to provide oversight and coordination for all countywide emergency preparedness, pre and post emergency mitigation efforts, and the development, review, approval, and integration of County emergency response planning. This includes the integration of volunteer organizations and the private sector into the County’s emergency management scheme as well as oversight of response, exercises, training, and emergency operations planning.

The OEM is responsible for assuring the County’s readiness and ability to respond to and recover from natural, manmade and technological emergencies. This is done by assisting county departments with their emergency preparedness, response, and recovery efforts while providing a crucial link for accessing State/Federal assistance and support. Crucial aspects of this mission include operating and managing all activations of the Anne Arundel County Emergency Operations Center, maintaining and coordinating revisions to the County Emergency Operations Plan, and providing guidance for, and the management of numerous Federal and State Department of Homeland Security Grants.

Budget Summary

General Class of Expenditure	Actual FY2018	Original FY2019	Estimate FY2019	Budget FY2020	Inc (Dec) from Orig.
Fund					
General Fund	688,853	0	0	0	0
Grant Fund-Chief Ad	896,257	0	0	0	0
Total by Fund	1,585,110	0	0	0	0
Object					
Personal Services	770,004	0	0	0	0
Contractual Services	436,856	0	0	0	0
Supplies & Materials	192,469	0	0	0	0
Business & Travel	24,891	0	0	0	0
Capital Outlay	83,275	0	0	0	0
Grants, Contribution	77,615	0	0	0	0
Total by Object	1,585,110	0	0	0	0

- The Office of Emergency Management bureau has moved out of the Chief Administrative Officer’s Department to a new department in FY19, the Office of Emergency Management.

**Chief Administrative Officer
Office of Transportation**

FY2020 Approved Budget

Program Statement

The mission of the Department of Transportation is to promote and establish multi-modal transportation networks providing the necessary infrastructure to make Anne Arundel County an economically vibrant community, enhancing the quality of life all citizens.

The Office of Transportation maintains responsibility of multi-modal transportation networks and guides the expansion of transportation system for planning, coordination, development, and management of mobility management strategies for Anne Arundel County.

Serve as point of contact between Modal Administrations of Maryland Department of Transportation (Maryland Port Administration, Maryland Aviation Administration, Maryland Transit Administration, and Maryland State Highway Administration) and the County regarding various projects and programs. Convey and represent County concerns as necessary to these agencies.

Budget Summary

General Class of Expenditure	Actual FY2018	Original FY2019	Estimate FY2019	Budget FY2020	Inc (Dec) from Orig.
Fund					
General Fund	4,532,614	0	0	0	0
Grant Fund-Chief Ad	2,759,941	0	0	0	0
Total by Fund	7,292,555	0	0	0	0
Object					
Personal Services	732,449	0	0	0	0
Contractual Services	4,858,432	0	0	0	0
Supplies & Materials	52,590	0	0	0	0
Business & Travel	153,669	0	0	0	0
Capital Outlay	23,019	0	0	0	0
Grants, Contribution	1,472,395	0	0	0	0
Total by Object	7,292,555	0	0	0	0

- The Office of Transportation bureau has moved out of Chief Administrative Officer to a new department in FY19, the Office of Transportation.

**Chief Administrative Officer
General Fund**

FY2020 Approved Budget

Personnel Summary - Positions in the County Classified Service

Job Code - Title	Plan	Grade	FY2018 Approved	FY2019 Request	FY2019 Approved	FY2019 Adjusted	FY2020 Budget	Variance
0213 Office Support Specialist	OS	6	1	0	0	0	0	0
0223 Secretary III	OS	6	1	0	0	0	0	0
0245 Senior Management Assistant	NR	19	1	0	0	0	0	0
0266 Program Specialist II	NR	17	1	0	0	0	0	0
1303 Emergency Management Planner	NR	16	1	0	0	0	0	0
1304 EM MgmtTraining&Exercise Coord	NR	16	1	0	0	0	0	0
4015 Human Services Aide I	OS	7	1	0	0	0	0	0
4016 Human Services Aide II	OS	9	1	0	0	0	0	0
Fund Summary			8	0	0	0	0	0
Department Summary			8	0	0	0	0	0

**Chief Administrative Officer
General Fund**

FY2020 Approved Budget

Personnel Summary - Positions Exempt from the County Classified Service

Job Code - Title	Plan	Grade	FY2018 Approved	FY2019 Request	FY2019 Approved	FY2019 Adjusted	FY2020 Budget	Variance
0104 Deputy, Chief Administrative Officer	E	7	0	0	0	0	2	2
0105 Chief Administrative Officer	E	9	1	1	1	1	1	0
0123 Transit Officer	E	6	1	0	0	0	0	0
0151 Exec Administrative Secretary	EX	13	1	1	1	1	1	0
0157 Executive Program Manager	EX	18	0	0	0	0	1	1
0159 Executive Budget & Management Analyst	EX	17	0	0	0	0	1	1
1301 Emergency Management Director	E	6	1	0	0	0	0	0
Fund Summary			4	2	2	2	6	4
Department Summary			4	2	2	2	6	4

Office of Central Services

Mission Statement

The mission of the Office of Central Services is to manage and maintain all County facilities, real estate, fleet vehicles and equipment; operate an efficient and cost-effective purchasing system; maintain a complete inventory of all County owned facilities and properties; surplus unneeded facilities and properties; manage risk, and ensure that all services are delivered efficiently, promptly and courteously.

Major Accomplishments

- FY19 Purchasing Division YTD Savings: \$1.2M; bringing the total of recognized savings for the County over the last two years to \$15.8M.
- Introduced legislation to increase the micro-purchase threshold from \$25K up to \$50K and supported Charter campaign.
- Launched the PORT E-Procurement system including an electronic contract routing system and electronic signature system.
- Continued to work with DPW to replace underground fuel storage tanks with above ground tanks to meet MDE guidelines.
- Completed LED lighting upgrade at 2660 and 2666 Heritage complex.
- Established a more safety minded work environment with staff by working with Risk Management to provide more training, and holding job briefings to educate employees of possible workplace hazards.
- Implemented FASTER Web to track vehicle assets for accurate billing, maintenance & reporting, and is available to all County departments.
- Implemented fuel maintenance and tracking software EJ Ward Fuel View 4, which electronically tracks vehicle fuel use, supports loss prevention and enables accountability.
- Developed formal policy to address surgery delays by injured workers and reduced costs to the County.
- Reviewed insurance policies and corrected duplicative coverages and took advantage of renewal discounts not previously utilized.
- Sold two properties through the Surplus Process.

FY2020 Approved Budget

- Received approval of and implemented Governmental Entities Legislation and the revised Non-buildable Surplus Legislation.
- Conducted review of BGE electric bills and identified MD State sales tax paid in error, resulting in over \$96,000 MD State refund.
- Received \$50,000 Maryland Energy Administration (MEA) Grant towards LED lighting retrofit for 2662 Heritage Office Complex.
- Published OCS Energy Conservation and Cost Savings Plan.

Key Objectives

- Implement new work order/asset management system to better track costs, identify trends equipment failure trends, improve annual budget forecasting, assist in life cycle assessment, improve projection and prioritization of capital improvements, and make informed decisions based on condition, age, and cost of repair vs. replacement.
- Provide additional employee training in the electrical, plumbing, and HVAC fields to reduce the use of third party vendors/contractors.
- Develop additional vehicle operation & service performance measures.
- Launch document management software to improve claims handling process.
- Developing an opioid initiative for workers' compensation claims for the protection of Anne Arundel County employees.
- Implement the #SAVAGE Safety Campaign with the Fire Department to decrease rates of injury through employee engagement, education, proactive health strategies, and interactive training modalities.
- Maintain and continue to reduce procurement cycle times.
- Launch an update to the Purchasing Regulations to improve the efficient of the ITPQL procurement process.
- Revise Real Estate Code Revision for section Article 8, to create a more seamless Title 3 – Acquisition, Disposition, and Lease of Real Property.

Comparative Statement of Expenditures

General Classifications of Expenditure	Actual FY2018	Original FY2019	Estimate FY2019	Budget FY2020	Inc (Dec) from Orig.
Fund					
General Fund	20,502,649	21,957,400	22,150,300	23,061,800	1,104,400
Parking Garage Spec Rev Fund	524,462	527,300	527,100	527,300	0
Energy Loan Revolving Fund	0	0	0	38,700	38,700
Grant Fund - Central Services	0	0	0	20,000	20,000
Watershed Protection & Restor	0	0	0	0	0
Self Insurance Fund	22,544,313	23,316,900	23,070,800	23,966,900	650,000
Garage Working Capital Fund	15,120,273	15,729,900	15,169,100	15,710,900	(19,000)
Garage Vehicle Replacement Fnd	11,098,315	12,711,400	12,709,700	11,098,300	(1,613,100)
Total by Fund	69,790,012	74,242,900	73,627,000	74,423,900	181,000
Character					
Administration	1,070,017	1,233,200	1,112,200	1,076,500	(156,700)
Purchasing	2,170,896	2,313,500	2,287,000	2,599,600	286,100
Risk Management	0	0	0	0	0
Facilities Management	16,707,983	17,818,800	18,147,500	18,730,600	911,800
Real Estate	1,078,216	1,119,200	1,130,700	1,241,100	121,900
Risk Management	22,544,313	23,316,900	23,070,800	23,966,900	650,000
Vehicle Operations	15,120,273	15,729,900	15,169,100	15,710,900	(19,000)
Vehicle Replacement	11,098,315	12,711,400	12,709,700	11,098,300	(1,613,100)
Total by Character	69,790,012	74,242,900	73,627,000	74,423,900	181,000
Object					
Personal Services	15,560,319	16,496,700	15,273,900	16,770,800	274,100
Contractual Services	33,152,066	34,823,600	35,170,500	36,110,800	1,287,200
Supplies & Materials	9,029,603	9,301,100	9,538,800	9,524,400	223,300
Business & Travel	114,356	100,200	110,100	105,000	4,800
Capital Outlay	11,086,548	12,715,200	12,727,600	10,568,100	(2,147,100)
Grants, Contributions & Other	847,121	806,100	806,100	1,344,800	538,700
Total by Object	69,790,012	74,242,900	73,627,000	74,423,900	181,000

Summary of Budgeted Positions in County Classified Service

Category	Auth FY2018	Approved FY2019	Adjusted FY2019	Budget FY2020	Inc (Dec)
Fund					
General Fund	114.00	114.00	114.00	113.00	(1.00)
Self Insurance Fund	14.00	14.00	14.00	15.00	1.00
Garage Working Ca	67.00	67.00	67.00	67.00	0.00
Total by Fund	195.00	195.00	195.00	195.00	0.00
Character					
Administration	4.00	6.00	6.00	4.00	(2.00)
Purchasing	24.00	23.00	23.00	24.00	1.00
Facilities Managemen	83.00	82.00	82.00	81.00	(1.00)
Real Estate	3.00	3.00	3.00	4.00	1.00
Risk Management	14.00	14.00	14.00	15.00	1.00
Vehicle Operations	67.00	67.00	67.00	67.00	0.00
Total-Character	195.00	195.00	195.00	195.00	0.00
Barg Unit					
Labor/Maintenance	113.00	110.00	110.00	109.00	(1.00)
Non-Represented	66.00	69.00	69.00	72.00	3.00
Office Support	16.00	16.00	16.00	14.00	(2.00)
Total-Barg Unit	195.00	195.00	195.00	195.00	0.00

Performance Measures

Measure	Actual FY2017	Actual FY2018	Estimate FY2019	Estimate FY2020
<u>Purchasing</u>				
P-Card Transactions	78,317	82,300	82,800	83,300
Purchase orders	4,975	5,191	4,490	4,700
Purchasing agreements	218	343	350	350
Direct Payments	7,508	6,320	5,934	6,300
<u>Facilities Management</u>				
FMD work orders requested	7,139	6,986	7,061	61
Back log of work orders	654	611	633	633
Emergency call Ins	1,771	1,625	1,698	1,698
Routine maintenance sq ft per em	85,904	86,834	86,834	89,246
Custodial operations sq ft per emp	41,959	27,954	27,954	27,954
<u>Risk Management</u>				
Workers Comp claims	1,869	1,933	1,920	1,907
Vehicle claims	932	703	960	865
General liability claims	332	96	305	280

- In addition to the positions in the Classified Service shown above, there are two exempt positions: the Central Services Officer and the Deputy Central Services Officer.
- Two positions, previously under Labor Maintenance, were reclassified as Non-Represented.
- In FY20, one position was transferred out to the Office of Information Technology, and there is one new position.
- A listing of all positions, by department and by job title, is provided at the end of this section.

**Office of Central Services
Administration**

FY2020 Approved Budget

Program Statement

The mission of the Office of Central Services is to manage and maintain all County facilities, real estate, fleet vehicles and equipment; operate an efficient and cost-effective purchasing system; maintain a complete inventory of all County owned facilities and properties; surplus unneeded facilities and properties; manage risk; and assure that all services are delivered efficiently, promptly, and courteously.

The Energy Management Program implements the Office of Central Services' Energy Conservation and Cost Savings Plan. The Plan focuses in the four areas of Energy Management, Energy Efficiency and Conservation, Renewable Energy Resources, and Strategic Partnerships in an effort to improve the County's use of energy and save cost. The Program works across the County's portfolio of existing buildings to identify and implement projects that improve energy consumption, increase our use of renewable energy resources and reduce our energy costs.

This Procurement Card Program provides an efficient and timely method for employees to make small purchases.

Budget Summary

General Class of Expenditure	Actual FY2018	Original FY2019	Estimate FY2019	Budget FY2020	Inc (Dec) from Orig.
Fund					
General Fund	1,070,017	1,233,200	1,112,200	1,076,500	(156,700)
Total by Fund	1,070,017	1,233,200	1,112,200	1,076,500	(156,700)
Object					
Personal Services	962,887	1,138,800	1,006,200	988,400	(150,400)
Contractual Services	88,518	87,300	99,200	81,000	(6,300)
Supplies & Materials	7,010	4,100	3,700	4,100	0
Business & Travel	10,795	0	100	0	0
Capital Outlay	807	3,000	3,000	3,000	0
Total by Object	1,070,017	1,233,200	1,112,200	1,076,500	(156,700)

- The decrease in Personal Services is attributable to transfer of two positions; one position transferred to the Office of Information Technology department, and one position transferred to the Purchasing Bureau within Central Services. Personal Services also includes countywide increases to the pay package and benefits.

Office of Central Services
Purchasing

FY2020 Approved Budget

Program Statement

This unit oversees all of Anne Arundel County’s purchasing activities, including the fixed assets program, and manages the County’s Mail Room operations. The Purchasing Agent and staff execute contracts for non-personnel expenditures to ensure that goods and services are procured appropriately for County agencies in accordance with the County Code and Charter.

Purchasing Administration – This program is responsible for the management and oversight of the Purchasing group. Purchasing duties are outlined in Article 8 of the Anne Arundel County Code.

Buying Staff - Under the supervision of the County’s Assistant Purchasing Agent, ten (10) buyers/procurement professionals are organized into five (5) buying teams. The buying teams are Technology & Transportation, Public Safety & Human Services, Facilities and Public Works, Administration, Parks & Planning, and Capital Improvements.

Support Staff - Under the supervision of the Procurement Strategy Manager, the Purchasing Support Staff operate administrative aspects of the purchasing operation. They work directly with their assigned buying teams to ensure procurement and existing contracts are being properly administered.

The Minority Business Enterprise (MBE) Program is charged with growing the number and value of new contract opportunities for women and minority owned businesses. There are several hundred Woman and Minority-Owned companies’ successfully conducting business with the County. These firms provide the County with a variety of commodities, supplies, and services at competitively bid prices.

Fixed Assets/Property Control – This program maintains the non-Capital fixed assets identification system and coordinates the annual physical inventory.

Mail Room – This program is responsible for countywide delivery, pick-up and processing of incoming and outgoing mail and packages

Budget Summary

General Class of Expenditure	Actual FY2018	Original FY2019	Estimate FY2019	Budget FY2020	Inc (Dec) from Orig.
Fund					
General Fund	2,170,896	2,313,500	2,287,000	2,579,600	266,100
Grant Fund - Centra	0	0	0	20,000	20,000
Watershed Protectio	0	0	0	0	0
Total by Fund	2,170,896	2,313,500	2,287,000	2,599,600	286,100
Object					
Personal Services	2,013,810	2,103,200	2,033,200	2,416,900	313,700
Contractual Services	78,687	107,400	115,900	69,400	(38,000)
Supplies & Materials	53,278	62,800	94,600	67,000	4,200
Business & Travel	24,630	40,100	42,100	46,300	6,200
Capital Outlay	492	0	1,200	0	0
Total by Object	2,170,896	2,313,500	2,287,000	2,599,600	286,100

- The increase in Personal Services is attributable to one position transferred into Purchasing from the Administration bureau, prior year vacancies being filled, and countywide increases to the pay package.
- The decrease in Contractual Services is attributable to removal of one-time funding for equipment.

**Office of Central Services
Facilities Management**

FY2020 Approved Budget

Program Statement

Facilities Management Division is responsible for the general operation and maintenance of county buildings through the implementation of effective facility operations programs that address safety and security, indoor air quality, building renovations, energy conservation, preventive maintenance, and custodial operations. Facilities Management is responsible for approximately 274 County buildings, totaling 3.2 million sq. ft., 11 miles of highway landscape maintenance, and 5 County Gateways.

Administration – This program manages the operating budget, two capital programs, day-to-day operations, project management, technical review, special projects, contractor coordination, routine contract specification writing and contractual security. The program is also responsible for county employee service concerns, routine contract compliance, maintaining the work order system, purchasing, paying, receiving, and developing/maintaining the division’s operation data bases.

Mobile Crews/Site Manager/Specialists – Maintenance and repair of primary building systems are the responsibility of five maintenance crews assigned within geographical districts. Construction crews are responsible for painting and general office renovations, and overseeing projects to include office modifications, carpet replacement, and concrete work. The Horticulture Crew is responsible for grounds maintenance. The Beautification Program provides sustainable, decorative landscaping at County gateways and medians.

Custodial – The Custodial Operation provides housekeeping at sixteen locations and facility attendants at three locations.

Parking Garage – The Whitmore Parking Garage is operated through a private vendor contract. The County and State each contribute funding based upon the number of spaces allocated to each. Other revenues are collected from fees charged to the general public.

Budget Summary

General Class of Expenditure	Actual FY2018	Original FY2019	Estimate FY2019	Budget FY2020	Inc (Dec) from Orig.
Fund					
General Fund	16,183,521	17,291,500	17,620,400	18,164,600	873,100
Parking Garage Spe	524,462	527,300	527,100	527,300	0
Energy Loan Revolvi	0	0	0	38,700	38,700
Total by Fund	16,707,983	17,818,800	18,147,500	18,730,600	911,800
Object					
Personal Services	5,825,189	6,188,400	5,875,700	6,248,000	59,600
Contractual Services	9,720,057	10,392,100	10,985,400	11,194,700	802,600
Supplies & Materials	1,082,729	1,177,300	1,213,400	1,189,300	12,000
Business & Travel	7,778	9,400	8,500	8,300	(1,100)
Capital Outlay	1,209	21,600	34,500	21,600	0
Grants, Contribution	71,021	30,000	30,000	68,700	38,700
Total by Object	16,707,983	17,818,800	18,147,500	18,730,600	911,800

- The increase in Personal Services is attributable to countywide increases to the pay package and benefits.
- The increase in Contractual Services is attributable to additional security services, custodial services, and office refurbishment.
- The increase in Grants, Contributions and Other is related to the transfer of the Energy Loan Revolving fund from Community Development Services, to Central Services. This fund supports energy efficiency initiatives in the County.

Office of Central Services
Real Estate

FY2020 Approved Budget

Program Statement

The Real Estate Division’s primary responsibility is to manage and control all County property. Their primary mission is to service the needs and reasonable expectations of the County, customers and employees. This is accomplished by managing all Real Estate issues in a professional manner and assisting all departments with space planning when requested.

Surplus Property – A database of over 2,229 County owned properties is maintained within this program. The database contains properties utilized by County Agencies, as well as properties that may be deemed surplus by the County Council in the future.

Lease Management – This program handles the preparation and management of all lease agreements between the County and tenant. Currently there are 14 rental houses, 19 tower sites, 35 antenna leases on water tanks, and 114 lease agreements for office buildings, community centers, and senior activity centers, which bring in approximately \$3.7 million in revenue annually. This program also manages \$2.5 million of leases where the County is the lessee.

Real Estate Administration –This program is responsible for administration of all property leases, deeds, contracts of sale, and telecommunication tower and antenna leases, as well as oversight of all surplus property activity and disposal.

Budget Summary

General Class of Expenditure	Actual FY2018	Original FY2019	Estimate FY2019	Budget FY2020	Inc (Dec) from Orig.
Fund					
General Fund	1,078,216	1,119,200	1,130,700	1,241,100	121,900
Total by Fund	1,078,216	1,119,200	1,130,700	1,241,100	121,900
Object					
Personal Services	311,121	330,400	319,600	421,500	91,100
Contractual Services	760,404	785,900	809,500	816,700	30,800
Supplies & Materials	6,690	2,900	1,600	2,900	0
Total by Object	1,078,216	1,119,200	1,130,700	1,241,100	121,900

- The increase in Personal Services is attributable to countywide increases to the pay package and benefits.
- The increase in Contractual Services is related to an increase in rent expenditure.

Office of Central Services
Risk Management

FY2020 Approved Budget

Program Statement

The primary mission of Risk Management is to protect the assets of the County. This is accomplished through a program of safety advocacy, commercial insurance and Self-Insurance with centralized claims management and administration.

The Self-Insurance Program is administered with in-house management of claims. Self-Insurance includes Comprehensive General Liability, Vehicle Liability, Collision & Comprehensive coverage for both the County and the Board of Education. Workers’ Compensation coverage however, is for the County, the Board of Education and the Community College.

The commercial policies purchased include Contractor School Bus Liability for the Board of Education; Real & Personal Property coverage; Boiler & Machinery coverage; Cyber Liability Coverage; Public Official Bonds and Blanket Bonds for the County and the Board of Education; and Vehicle Liability Coverage for the Department of Aging’s Seniors Transportation Program. These policies provide coverage where the County has elected to remain commercially insured. Policy premiums are apportioned to, and budgeted within, the appropriate fund.

The safety advocacy program includes: 1) the development of policies and procedures to implement MOSH/OSHA regulations and to address identified problem areas. 2) The development and implementation of safety awareness training for County, Community College and Board of Education employees. 3) The inspection of County work places and equipment to identify and correct hazardous conditions and operations. 4) The participation in Safety Committees, supervisor/manager consultation, and departmental meetings to promote safety and encourage a positive safety culture.

Budget Summary

General Class of Expenditure	Actual FY2018	Original FY2019	Estimate FY2019	Budget FY2020	Inc (Dec) from Orig.
Fund					
Self Insurance Fund	22,544,313	23,316,900	23,070,800	23,966,900	650,000
Total by Fund	22,544,313	23,316,900	23,070,800	23,966,900	650,000
Object					
Personal Services	1,335,848	1,465,400	1,226,200	1,484,100	18,700
Contractual Services	20,825,902	21,465,400	21,457,500	22,096,700	631,300
Supplies & Materials	82,605	72,400	71,700	72,400	0
Business & Travel	21,617	33,700	35,400	33,700	0
Capital Outlay	342	2,000	2,000	2,000	0
Grants, Contribution	278,000	278,000	278,000	278,000	0
Total by Object	22,544,313	23,316,900	23,070,800	23,966,900	650,000

- The increase in Personal Services is attributable to countywide increases to the pay package, and one new position.
- The increase in Contractual Services is attributable to an increase in insurance liability.

Office of Central Services
Vehicle Operations

FY2020 Approved Budget

Program Statement

The Central Garage is responsible for providing the highest quality, economically efficient, environmentally responsive, and safest fleet maintenance and fueling services to County agencies protecting and serving the citizens of Anne Arundel County. The Central Garage is responsible for the repair and maintenance of 2,113 vehicles and 750 pieces of equipment.

Fleet Administration – This program includes overseeing and assisting with all fleet management functions. The Fleet Administration team oversees three maintenance garages, 13 fuel sites, scheduled & non-scheduled maintenance, accident claim processing & repair, disposal of assets, planning & acquisition of replacement assets, and vehicle emissions testing.

Millersville Garage – This program repairs and maintains all fire apparatus, including pumpers, engines, and ladder trucks, and the majority of the approximately 800 police vehicles in this garage. This garage is also the central location for all general county vehicle repairs, vehicle emissions, and safety inspections.

Glen Burnie Garage – This program maintains and repairs heavy vehicles and equipment in the northern region of the County.

Davidsonville Garage – This program maintains and repairs vehicles and equipment in the southern region of the County, and the majority of tractors and other small equipment.

Fuel System – This team manages, monitors, and maintains the gasoline and diesel fuel inventory, and the fuel storage tanks and dispensing systems.

Budget Summary

General Class of Expenditure	Actual FY2018	Original FY2019	Estimate FY2019	Budget FY2020	Inc (Dec) from Orig.
Fund					
Garage Working Ca	15,120,273	15,729,900	15,169,100	15,710,900	(19,000)
Total by Fund	15,120,273	15,729,900	15,169,100	15,710,900	(19,000)
Object					
Personal Services	5,111,465	5,270,500	4,813,000	5,211,900	(58,600)
Contractual Services	1,642,198	1,948,500	1,666,000	1,815,300	(133,200)
Supplies & Materials	7,797,292	7,981,600	8,153,800	8,188,700	207,100
Business & Travel	49,537	17,000	24,000	16,700	(300)
Capital Outlay	63,982	56,500	56,500	22,500	(34,000)
Grants, Contribution	455,800	455,800	455,800	455,800	0
Total by Object	15,120,273	15,729,900	15,169,100	15,710,900	(19,000)

- Personal Services is attributable to countywide increases to the pay package which is offset by turnover.
- The decrease in Contractual Services is related to a decrease operational equipment services.
- The increase in Supplies and Materials is attributable to cost of fuel increases, and automotive parts and supplies.
- The decrease in Capital Outlay is attributed to the removal of a one time purchase of automotive equipment.

Office of Central Services
Vehicle Replacement

FY2020 Approved Budget

Program Statement

The Replacement Fund's mission is the cyclic replacement of County lease rate vehicles and disposal of replaced vehicles by auction. New vehicles are purchased through the bid process, and old vehicles are disposed at auction. Auction proceeds are then used to help offset new vehicle costs.

Budget Summary

General Class of Expenditure	Actual FY2018	Original FY2019	Estimate FY2019	Budget FY2020	Inc (Dec) from Orig.
Fund					
Garage Vehicle Repl	11,098,315	12,711,400	12,709,700	11,098,300	(1,613,100)
Total by Fund	11,098,315	12,711,400	12,709,700	11,098,300	(1,613,100)
Object					
Contractual Services	36,300	37,000	37,000	37,000	0
Business & Travel	0	0	0	0	0
Capital Outlay	11,019,715	12,632,100	12,630,400	10,519,000	(2,113,100)
Grants, Contribution	42,300	42,300	42,300	542,300	500,000
Total by Object	11,098,315	12,711,400	12,709,700	11,098,300	(1,613,100)

- The decrease in Capital Outlay is related to a decrease in new vehicle purchases. In prior years, there was a backlog of vehicles in the replacement cycle.
- The increase in Grants, Contributions and Other is related to a one-time transfer of funding from the Garage Vehicle Replacement fund to the Garage Working Capital fund.

**Office of Central Services
General Fund**

FY2020 Approved Budget

Personnel Summary - Positions in the County Classified Service

Job Code - Title	Plan	Grade	FY2018 Approved	FY2019 Request	FY2019 Approved	FY2019 Adjusted	FY2020 Budget	Variance
0212 Office Support Assistant II	OS	4	4	2	2	2	1	-1
0213 Office Support Specialist	OS	6	2	2	2	2	2	0
0223 Secretary III	OS	6	1	1	1	1	0	-1
0224 Management Aide	NR	12	5	5	5	5	5	0
0241 Management Assistant I	NR	15	1	1	1	1	1	0
0242 Management Assistant II	NR	17	2	2	2	2	3	1
0245 Senior Management Assistant	NR	19	1	1	1	1	1	0
0264 Program Manager	NR	19	1	1	1	1	1	0
0265 Program Specialist I	NR	15	1	1	1	1	1	0
0552 Real Estate Manager	NR	21	1	1	1	1	1	0
0701 Mail Clerk	OS	2	3	3	3	3	3	0
0702 Mail Room Supervisor	NR	11	1	1	1	1	1	0
0719 Buyer's Assistant	OS	5	0	0	0	3	3	0
0719 Buyers Asst	OS	5	0	3	3	0	0	0
0723 Buyer III	NR	16	5	4	4	4	4	0
0724 Buyer IV	NR	18	2	3	3	3	3	0
0725 Minority Bus/Small Bus Coord	NR	16	1	1	1	1	1	0
0731 Assistant Purchasing Agent	NR	19	2	2	2	2	2	0
0741 Purchasing Agent	NR	22	1	1	1	1	1	0
0802 Telephone Clerk	OS	3	1	0	0	0	0	0
0859 Procurement Strategy Manager	NR	20	1	1	1	1	1	0
0860 ProcurementCategoryMgmtManager	NR	20	1	1	1	1	1	0
0873 GIS Specialist	NR	15	0	1	1	1	1	0
2101 Facilities Attendant	LM	1	5	5	5	5	5	0
2111 Custodial Worker	LM	2	23	19	19	19	19	0
2112 Custodial Supervisor	NR	8	4	4	4	4	4	0
2121 Facilities Maintenance Mech I	LM	7	11	14	14	14	14	0
2122 Facilities Maintenance Mech II	LM	9	18	18	18	18	18	0
2131 Facilities Maintenance Supvr	NR	14	4	4	4	4	4	0
2141 Fac Construction Supervisor	NR	16	1	1	1	1	0	-1
2143 Facilities Maintenance Manager	NR	16	3	3	3	3	0	-3
2143 Facilities Maintenance Manager	NR	17	0	0	0	0	4	4
2150 Facilities Manager	NR	21	1	1	1	1	1	0
2151 Asst Facilities Administrator	NR	18	1	1	1	1	0	-1

**Office of Central Services
General Fund**

FY2020 Approved Budget

Personnel Summary - Positions in the County Classified Service

Job Code - Title	Plan	Grade	FY2018 Approved	FY2019 Request	FY2019 Approved	FY2019 Adjusted	FY2020 Budget	Variance
2151 Asst Facilities Administrator	NR	19	0	0	0	0	1	1
2275 Construction Inspection Supvsr	NR	17	1	1	1	1	0	-1
2276 Facilities Construction & Planning Coordinator	NR	18	0	0	0	0	2	2
2412 Maintenance Worker II	LM	5	4	4	4	4	3	-1
3055 Horticulturist II	NR	16	1	1	1	1	1	0
Fund Summary			114	114	114	114	113	-1

**Office of Central Services
Self Insurance Fund**

FY2020 Approved Budget

Personnel Summary - Positions in the County Classified Service

Job Code - Title	Plan	Grade	FY2018 Approved	FY2019 Request	FY2019 Approved	FY2019 Adjusted	FY2020 Budget	Variance
0212 Office Support Assistant II	OS	4	3	3	3	3	3	0
0224 Management Aide	NR	12	1	1	1	1	1	0
0845 Assistant Claims Adjustor	NR	12	2	2	2	2	2	0
0846 Claims Adjustor	NR	16	4	4	4	4	5	1
0851 Safety Coordinator	NR	15	2	2	2	2	2	0
0861 Asst Manager, Safety & Insur	NR	19	1	1	1	1	1	0
0871 Manager, Safety & Insurance	NR	21	1	1	1	1	1	0
Fund Summary			14	14	14	14	15	1

**Office of Central Services
Garage Working Capital Fund**

FY2020 Approved Budget

Personnel Summary - Positions in the County Classified Service

Job Code - Title	Plan	Grade	FY2018 Approved	FY2019 Request	FY2019 Approved	FY2019 Adjusted	FY2020 Budget	Variance
0212 Office Support Assistant II	OS	4	1	1	1	1	1	0
0223 Secretary III	OS	6	1	1	1	1	1	0
0241 Management Assistant I	NR	15	1	1	1	1	1	0
0242 Management Assistant II	NR	17	1	1	1	1	1	0
0265 Program Specialist I	NR	15	0	1	1	1	1	0
0711 Storekeeper I	LM	4	4	4	4	4	4	0
0712 Storekeeper II	LM	6	3	3	3	3	3	0
0715 Warehouse Supervisor	NR	11	1	1	1	1	1	0
2011 Automotive Service Worker	LM	5	2	2	2	2	2	0
2021 Automotive Mechanic I	LM	7	9	10	10	10	10	0
2022 Automotive Mechanic II	LM	9	15	15	15	15	15	0
2023 Automotive Mechanic III	LM	11	16	15	15	15	15	0
2025 Automotive Machinist	LM	11	1	0	0	0	0	0
2026 Fuel Systems Technician	NR	15	1	1	1	1	1	0
2032 Welder	LM	10	1	1	1	1	1	0
2041 Automotive Maintenance Supervr	NR	15	6	6	6	6	6	0
2061 Automotive Maintenance Manager	NR	16	3	3	3	3	3	0
2071 Automotive Fleet Manager	NR	21	1	1	1	1	1	0
Fund Summary			67	67	67	67	67	0
Department Summary			195	195	195	195	195	0

**Office of Central Services
General Fund**

FY2020 Approved Budget

Personnel Summary - Positions Exempt from the County Classified Service

Job Code - Title	Plan	Grade	FY2018 Approved	FY2019 Request	FY2019 Approved	FY2019 Adjusted	FY2020 Budget	Variance
0125 Central Services Officer	E	7	1	1	1	1	1	0
0126 Deputy Central Services Officer	E	5	1	1	1	1	1	0
Fund Summary			2	2	2	2	2	0
Department Summary			2	2	2	2	2	0

Mission Statement

Anne Arundel County Office of Finance (Office), headed by the County Controller, bills and collects most of Anne Arundel County's revenues, oversees the expenditure of funds in accordance with approved operating and capital budgets, invests funds, and accounts for all revenues and expenditures. The Office issues debt and provides a range of financial services to County departments. The Office of Finance produces Anne Arundel County's Comprehensive Annual Financial Report (CAFR) and the disclosure statements used by investors who purchase the County's debt issuances. In addition, the Office completes a Retirement and Pension System CAFR and Annual Financial Report for the Retiree Health Benefits Trust.

The Office is dedicated to managing the County's finances in an efficient and responsible manner, providing excellent customer service to our citizens, and protecting County financial assets. The Office seeks to build partnerships with other County Departments and the public by sharing knowledge and providing clear, timely information concerning financial activities within the County. We deliver customer focused service that is accessible, user friendly, respectful and efficient.

Major Accomplishments

- Received the Certificate of Achievement for Excellence in Financial Reporting – Anne Arundel County's Comprehensive Annual Financial Report for the Fiscal Year Ended June 30, 2017. The County maintained a 'AAA' Long-Term Bond Rating from S&P Global Ratings (S&P) bond rating service and was given a stable outlook.
- Obtained a clean audit opinion for both the Anne Arundel County's CAFR and the Retiree Health Benefits Trust for the Fiscal Year Ended June 30, 2018, and the Retirement and Pension System for the Fiscal Year Ended December 31, 2017.
- Continued management of simultaneous electronic and paper revenue collection systems with nearly 55,000 land instruments.
- Created a standardized, user-friendly form to facilitate questions received from the public via email.

- Worked with the Offices of Personnel and Law and the State Department of Assessments and Taxation to develop the application and procedures for the new Public Safety Officer (PSO) Tax Credit. This was by far the largest County tax credit administered, with over 700 applications processed.
- Began development of the application and approval procedures for the Retired Veterans Property Tax Credit.
- Improved the process for filing returns for the Hotel Occupancy Tax by updating the return to an easier to complete format and made a "fillable" form available on the County website. Additional information and frequently asked questions were provided. To save on costs, blank returns are now mailed out quarterly rather than monthly.

Key Objectives

- Secure the Certificate of Achievement for Excellence in Financial Reporting – Anne Arundel County's Comprehensive Annual Financial Report, for the Fiscal Year Ended June 30, 2018.
- Continue to review and update the Policy and Procedures Manuals for the Office of Finance, streamline and improve processes and explore ways to electronically retain data and look for better and improved ways to service the Citizens of Anne Arundel County.
- Continue to proceed toward the completion of the migration/implementation of the current utility billing software to UB/CIS, the next generation of MUNIS utility billing software.
- Continue to convert vendor checks to ACH vendor payments with Bank of America and continue to set-up departments to allow the acceptance of credit card payments.
- Support the upgrades to the eRecording system and the expansion of acceptable land record instrument types.
- Review and revise other County Tax Returns.

Comparative Statement of Expenditures

General Classifications of Expenditure	Actual FY2018	Original FY2019	Estimate FY2019	Budget FY2020	Inc (Dec) from Orig.
Fund					
General Fund	8,620,270	8,895,800	8,841,300	9,286,900	391,100
Watershed Protection & Restor	0	0	0	0	0
Total by Fund	8,620,270	8,895,800	8,841,300	9,286,900	391,100
Character					
Accounting & Control	3,708,587	3,777,100	3,750,600	3,932,700	155,600
Billings & Customer Svc	4,911,683	5,118,700	5,090,700	5,354,200	235,500
Total by Character	8,620,270	8,895,800	8,841,300	9,286,900	391,100
Object					
Personal Services	6,661,097	7,069,300	7,023,200	7,434,900	365,600
Contractual Services	1,375,980	1,164,300	1,177,800	1,188,300	24,000
Supplies & Materials	568,774	638,200	621,400	640,200	2,000
Business & Travel	12,983	21,700	16,600	21,200	(500)
Capital Outlay	1,435	2,300	2,300	2,300	0
Total by Object	8,620,270	8,895,800	8,841,300	9,286,900	391,100

Summary of Budgeted Positions in County Classified Service

Category	Auth FY2018	Approved FY2019	Adjusted FY2019	Budget FY2020	Inc (Dec)
Fund					
General Fund	73.00	73.00	73.00	74.00	1.00
Total by Fund	73.00	73.00	73.00	74.00	1.00
Character					
Accounting & Contr	25.00	25.00	25.00	25.00	0.00
Billings & Customer	48.00	48.00	48.00	49.00	1.00
Total-Character	73.00	73.00	73.00	74.00	1.00
Barg Unit					
Non-Represented	39.00	39.00	39.00	40.00	1.00
Office Support	34.00	34.00	34.00	34.00	0.00
Total-Barg Unit	73.00	73.00	73.00	74.00	1.00

- Two exempt category employees including the Controller and an exempt Administrative Secretary complement the classified service staffing.
- There is 1 new Accountant I position in FY2020.
- A listing of all positions, by department and by job title, is provided at the end of this section.

Performance Measures

Measure	Actual FY2017	Actual FY2018	Estimate FY2019	Estimate FY2020
<u>Billings & Customer Svc</u>				
Telephone Inquiries	89,603	93,365	95,000	95,000
email Inquiries	21,502	21,732	23,000	23,000
Deeds Processed	24,502	29,052	30,000	31,000
Real Estate Bills Annual	46,568	47,776	48,200	48,500
Real Estate Bills Semi Annual	160,928	162,563	163,500	164,000
Real Estate Bills Total	207,496	210,339	211,700	212,500
<u>Operations</u>				
Electronic Payments Received	234,300	245,000	252,000	260,000
Electronic Payments Processed	5,146	5,417	5,540	5,700
Check Payments Processed	33,510	27,388	32,910	32,900
Vouchers Processed	103,974	111,321	109,250	110,300

Office of Finance
Accounting & Control

FY2020 Approved Budget

Program Statement

The Accounting and Control Unit and the Operations Unit comprises the general county government’s financial accounting staff and services. This includes:

Administering the daily operations of the Office of Finance.

Administering the accounts payable functions for the general county government. This unit processes all county payments to vendors, prepares federal and state mandated reports, and processes all Federal 1099 reports to county vendors.

Administering the financial affairs of the County including capital project accounting, investments, cash and debt management as well as collecting taxes other than property taxes, fees, fines, and other revenues.

Preparing the Comprehensive Annual Financial Report for both the County and Pension Trust Funds, the Single Audit Schedule of Federal Financial Assistance, the County Indirect Cost Report, the Uniform Financial Report for filing with the state, and various other reports for internal and external use. Grant accounting and reporting includes filing and aiding others in filing grant reimbursement reports.

Handling the offering statements for County General Obligation Debt, and coordinates the sale of these bonds and the “commercial paper” program of short term debt, as well as originating all debt service payments.

The unit also handles the financial aspects of the County’s special assessments and tax increment districts.

Budget Summary

General Class of Expenditure	Actual FY2018	Original FY2019	Estimate FY2019	Budget FY2020	Inc (Dec) from Orig.
Fund					
General Fund	3,708,587	3,777,100	3,750,600	3,932,700	155,600
Watershed Protectio	0	0	0	0	0
Total by Fund	3,708,587	3,777,100	3,750,600	3,932,700	155,600
Object					
Personal Services	2,792,004	2,973,800	2,957,700	3,108,900	135,100
Contractual Services	874,359	745,100	742,600	766,100	21,000
Supplies & Materials	34,992	44,700	41,900	44,700	0
Business & Travel	7,232	13,500	8,400	13,000	(500)
Total by Object	3,708,587	3,777,100	3,750,600	3,932,700	155,600

- The increase in Personal Services is attributable to countywide increases to the pay package and benefits.
- The increase in Contractual Services is primarily due to the increase in negotiated contractual charge for the ambulance fee collection services.

Office of Finance

FY2020 Approved Budget

Billings & Customer Svc

Program Statement

The Billings and Customer Service Unit comprises the principal revenue collection functions of the County’s government. The unit’s main office is in Annapolis; satellite operations are located at the Heritage Office Complex and in Glen Burnie.

Cashier Operations – collects the vast majority of all County funds. This program controls deposits of County collections, manages lockbox operations and the County mass payment program. Offices are currently maintained in Annapolis, the Heritage Office Complex in Riva and Glen Burnie.

Utility Billing – bills for water and wastewater services for 125,000 customers, as well as front foot, capital facility assessments and installment agreements. The Unit also administers utility credit programs, commercial surcharges, as well as disconnecting and reconnecting delinquent accounts.

Tax Billing – bills for real and personal property taxes for 225,000 accounts for the State, the City of Annapolis and Highland Beach, and numerous special community benefit districts. This program also bills the County Waste Collection Fees and Local Sales and Use Taxes while administering various property tax credit programs including County and State Homeowner and Homestead Credits.

The Unit also manages tax sales and handles bankruptcy cases, as well as debt collection.

Customer Service – communicates with the public by telephone, letter, in-person and electronically with regard to all County billing and collection issues. A major function is educating the public regarding eligible credit programs, available services, and remediate utility, tax and waste collection problems. Other important functions handled by customer service is processing deeds, preparing lien certificates and providing support to title and mortgage companies.

Recordation Tax – reviews and processes documents presented for recording. Calculates tax and collects according to fee schedule.

Budget Summary

General Class of Expenditure	Actual FY2018	Original FY2019	Estimate FY2019	Budget FY2020	Inc (Dec) from Orig.
Fund					
General Fund	4,911,683	5,118,700	5,090,700	5,354,200	235,500
Total by Fund	4,911,683	5,118,700	5,090,700	5,354,200	235,500
Object					
Personal Services	3,869,093	4,095,500	4,065,500	4,326,000	230,500
Contractual Services	501,621	419,200	435,200	422,200	3,000
Supplies & Materials	533,783	593,500	579,500	595,500	2,000
Business & Travel	5,751	8,200	8,200	8,200	0
Capital Outlay	1,435	2,300	2,300	2,300	0
Total by Object	4,911,683	5,118,700	5,090,700	5,354,200	235,500

- The increase in Personal Services is attributable to countywide increases to the pay package and benefits.
- Contractual Services provides funds for a variety of purposes such as lock box services; software contracts; advertising for the property tax sale and funds to reimburse the State for calculating the Homestead Property Tax program for the County.
- Supplies & Materials includes a variety of items notably including postage for tax and utility bills. The increase is mainly attributable to increase in general office mailing.

**Office of Finance
General Fund**

FY2020 Approved Budget

Personnel Summary - Positions in the County Classified Service

Job Code - Title	Plan	Grade	FY2018 Approved	FY2019 Request	FY2019 Approved	FY2019 Adjusted	FY2020 Budget	Variance
0212 Office Support Assistant II	OS	4	3	3	3	3	3	0
0224 Management Aide	NR	12	2	2	2	2	2	0
0253 Assistant Controller	NR	23	2	2	2	2	2	0
0264 Program Manager	NR	19	2	2	2	2	2	0
0430 Cashier II	NR	8	3	3	3	3	3	0
0431 Cashier I	OS	3	4	4	4	4	4	0
0432 Customer Service Representativ	OS	7	12	12	12	12	12	0
0450 Investment Analyst	NR	19	1	1	1	1	1	0
0462 Financial Clerk I	OS	7	15	15	15	15	15	0
0463 Financial Clerk II	NR	11	6	6	6	6	6	0
0471 Accountant I	NR	15	6	6	6	6	7	1
0472 Accountant II	NR	17	2	2	2	2	2	0
0473 Accountant III	NR	19	7	7	7	7	7	0
0482 Financial Reporting Manager	NR	21	2	2	2	2	2	0
0484 Financial Operations Supervisr	NR	16	5	5	5	5	5	0
0501 Paralegal	NR	12	1	1	1	1	1	0
Fund Summary			73	73	73	73	74	1
Department Summary			73	73	73	73	74	1

**Office of Finance
General Fund**

FY2020 Approved Budget

Personnel Summary - Positions Exempt from the County Classified Service

Job Code - Title	Plan	Grade	FY2018 Approved	FY2019 Request	FY2019 Approved	FY2019 Adjusted	FY2020 Budget	Variance
0116 Controller	E	7	1	1	1	1	1	0
0200 Admin Secty To Dpt/Agency Head	E	1	1	1	1	1	1	0
Fund Summary			2	2	2	2	2	0
Department Summary			2	2	2	2	2	0

Comparative Statement of Expenditures

Mission Statement

The expenditures included in this agency are of a Non-Departmental nature. That is, they represent costs of government that cannot be readily tied to any one particular department. Debt Service payments and Pay-as-you-Go contributions to the Capital Budget are typically two of the largest such expenditures included here.

General Classifications of Expenditure	Actual FY2018	Original FY2019	Estimate FY2019	Budget FY2020	Inc (Dec) from Orig.
Fund					
General Fund	237,235,154	273,845,600	274,307,500	290,166,700	16,321,100
Ag & WdInd Prsrvtn Sinking Fnd	743,839	742,800	742,800	741,700	(1,100)
Bond Premium Revenue Fund	0	0	0	0	0
Impact Fee Fund	39,376,211	81,932,300	2,685,100	63,581,600	(18,350,700)
Video Lottery Impact Aid Fund	5,500,000	4,260,000	4,260,000	1,200,800	(3,059,200)
Tax Increment Financing Districts	36,395,867	44,176,900	43,228,700	48,560,300	4,383,400
Special Tax Districts	3,787,853	4,896,900	4,591,600	4,918,900	22,000
Total by Fund	323,038,924	409,854,500	329,815,700	409,170,000	(684,500)
Character					
Pay-As-You-Go	26,700,000	41,332,000	41,332,000	35,000,000	(6,332,000)
Debt Service	134,684,728	142,497,700	142,991,600	149,105,400	6,607,700
Mandated Grants	3,045,049	3,104,100	3,072,100	3,293,400	189,300
Contrib to Parking Garage Fund	170,000	170,000	170,000	170,000	0
Contrib to IPA Fund	743,800	742,800	742,800	741,700	(1,100)
Contribution to Self Insur	10,653,200	13,318,000	13,318,000	14,807,000	1,489,000
Contrib to Revenue Reserve	4,000,000	6,500,000	6,500,000	5,500,000	(1,000,000)
Contrib to Retiree Health Ins	55,000,000	63,500,000	63,500,000	72,000,000	8,500,000
Contrib to Community Dev	270,000	270,000	270,000	270,000	0
Contrib to Other Fund	1,374,639	2,411,000	2,411,000	9,279,200	6,868,200
Centrex Phone	500,000	0	0	0	0
Gen Cty Pension Contrib	93,738	0	0	0	0
IPA Debt Service	743,839	742,800	742,800	741,700	(1,100)
Bond Premium	0	0	0	0	0
Development Impact Fees	39,376,211	81,932,300	2,685,100	63,581,600	(18,350,700)
Video Lottery Impact Aid	5,500,000	4,260,000	4,260,000	1,200,800	(3,059,200)
Tax Increment Districts	36,395,867	44,176,900	43,228,700	48,560,300	4,383,400
Special Tax Districts	3,787,853	4,896,900	4,591,600	4,918,900	22,000
Total by Character	323,038,924	409,854,500	329,815,700	409,170,000	(684,500)

Office of Finance (Non-Departmental)

FY2020 Approved Budget

Pay-As-You-Go

Program Statement

Pay-As-You-Go funding is the use of fund balance or budget year operating revenue to support capital projects.

Budget Summary

General Class of Expenditure	Actual FY2018	Original FY2019	Estimate FY2019	Budget FY2020	Inc (Dec) from Orig.
Fund					
General Fund	26,700,000	41,332,000	41,332,000	35,000,000	(6,332,000)
Total by Fund	26,700,000	41,332,000	41,332,000	35,000,000	(6,332,000)
Object					
Grants, Contribution	26,700,000	41,332,000	41,332,000	35,000,000	(6,332,000)
Total by Object	26,700,000	41,332,000	41,332,000	35,000,000	(6,332,000)

- The PayGo funding is supported by undesignated fund balance. Consistent with county financial policy, undesignated fund balance is utilized as a source of PayGo funding for the capital budget.
- Detailed descriptions of the projects under these categories can be found in the Capital Budget and Program.

Office of Finance (Non-Departmental)

FY2020 Approved Budget

Tax Increment Districts

Program Statement

Tax Increment Funds (TIF) provide funding for public improvements serving the established district through the issuance of bonds. Appropriation authority for the construction of such improvements is provided in the Capital Budget. Funds required to pay the debt service associated with these bonds come from the incremental real property taxes generated from the value of the property above the base assessment of the district determined as of a certain date.

Any incremental real property taxes revenue in excess of that required to pay debt service are budgeted for transfer to the General Fund, and are reflected in the revenue estimates under the Inter-fund Reimbursements.

The Nursery Road TIF in an area to the north of the BWI Airport was established in 1984 with a base assessment of \$68,883,983 on 1/1/84.

The West County (National Business Park) TIF in the Jessup area of the County was established in 1997 with a base assessment of \$37,704,500 on 1/1/96.

The Route 100 (Arundel Mills) TIF in the Severn area of the County was established in 1998 with a base assessment of \$14,713,200 on 1/1/97.

The Parole TIF in the area to the west of the City of Annapolis was established in 1999 with a base assessment of \$647,950,635 on 1/1/99.

The Park Place TIF in the City of Annapolis was established in 2001 with a base assessment of \$6,330,961 on 1/1/00.

The National Business Park North TIF in the Jessup area of the County was established in 2010 with a base assessment of \$9,921,922 on 1/1/10.

The Village South at Waugh Chapel TIF in the Gambrills area of the County was established in 2010 with a base assessment of \$909,907 on 1/1/10.

Odenton Town Center TIF was established in 2014 with a base assessment of \$435,939,000 on 1/1/13 (This is a revised base to correctly reflecting the properties actually in the district)

Budget Summary

General Class of Expenditure	Actual FY2018	Original FY2019	Estimate FY2019	Budget FY2020	Inc (Dec) from Orig.
Fund					
Nursery Rd Tax Incr	5,113,227	5,350,000	5,366,000	5,744,400	394,400
West Cnty Dev Dist	7,514,229	7,621,600	7,590,000	7,927,000	305,400
Park Place Tax Incre	983,103	999,000	998,000	1,078,000	79,000
Arundel Mills Tax In	3,839,020	9,674,800	9,732,000	10,475,000	800,200
Parole TC Dev Dist	15,168,549	15,802,700	16,285,900	17,392,700	1,590,000
National Business P	2,130,953	2,185,000	730,700	2,019,100	(165,900)
Village South at Wa	1,458,783	2,345,600	2,329,000	2,579,100	233,500
Odenton Town Cent	188,003	198,200	197,100	1,345,000	1,146,800
Total by Fund	36,395,867	44,176,900	43,228,700	48,560,300	4,383,400
Object					
Contractual Services	253,365	300,300	319,700	172,600	(127,700)
Debt Service	6,425,297	6,954,300	4,292,600	5,914,000	(1,040,300)
Grants, Contribution	29,717,205	36,922,300	38,616,400	42,473,700	5,551,400
Total by Object	36,395,867	44,176,900	43,228,700	48,560,300	4,383,400

- In FY2016, a new TIF was formed from vacant land adjacent to the Maryland Live! Casino. The base value of the land has yet to be determined due to the delays in implementing the TIF financing specifics.
- Odenton Town Center TIF FY2018 and FY2019 amounts are contribution to the State of Maryland Economic Development fund associated with State brownfiled tax credit program. FY2020 appropriation is to transfer \$1,345,000 BRAC funds from the Odenton Tax Increment District to the Capital Projects Fund as pay-as-you-go funding for the Maryland Route 175 sidewalk project.

Office of Finance (Non-Departmental)
Special Tax Districts

FY2020 Approved Budget

Program Statement

Special Tax District Funds (STD) provide funding for public improvements serving the established district through the issuance of bonds. Appropriation authority for the construction of such improvements is provided in the Capital Budget. Funds required to pay the debt service associated with these bonds come from an assessment of an additional tax rate on properties within the district.

The Dorchester STD was established in 1996 to provide funding for some public improvements to the Dorchester Mixed Use development in the Severn area of the County.

The Farmington Village STD was established in 1998 to provide funding for some public improvements to the Farmington Village residential development in Pasadena.

The Two Rivers STD was established in 2010 to provide funding for some public improvements to the Two Rivers residential development in the Crofton area of the County.

The Arundel Gateway STD was established in 2012 to provide funding for some public improvements to the Arundel Gateway mixed use project in the Fort Meade area of the western part of the County.

Budget Summary

General Class of Expenditure	Actual FY2018	Original FY2019	Estimate FY2019	Budget FY2020	Inc (Dec) from Orig.
Fund					
Farmingtn Vlg Spc T	473,460	524,800	491,700	530,600	5,800
Dorchester Specl Ta	1,062,472	1,136,600	1,077,900	1,137,700	1,100
Two Rivers Special	1,589,285	1,799,900	1,591,900	1,826,000	26,100
Arundel Gateway	662,636	1,435,600	1,430,100	1,424,600	(11,000)
Total by Fund	3,787,853	4,896,900	4,591,600	4,918,900	22,000
Object					
Contractual Services	117,987	245,800	180,000	267,800	22,000
Debt Service	3,669,626	4,651,100	4,411,600	4,651,100	0
Grants, Contribution	240	0	0	0	0
Total by Object	3,787,853	4,896,900	4,591,600	4,918,900	22,000

Program Statement

The Impact Fee Fund is a Special Revenue Fund that accounts for impact fees collected from developers to pay a share of the cost of school and road capacity improvements necessitated by development. Disbursements have historically been made from these funds to the General County Capital Projects Fund as eligible expenditures are incurred. Appropriations for expenditures supported by these funds were made through the Capital Budget.

Starting in FY2009, some impact fees have been transferred to the General Fund for the purpose of paying debt service costs related to specific "Impact Fee Bonds" identified as a funding source in the Capital Budget funding plan, and authorized in the Annual Bond Ordinance.

Starting with the FY2013 Budget, a substantial portion of these impact fees were transferred to the General Fund for the purpose of compensating the General Fund for a portion of General Obligation debt service costs previously paid by the General Fund in relation to impact fee eligible projects. This practice continues, but now involves a smaller amount since it is typically related to just one more year.

Since the manner in which Impact Fees are being used is now varied, appropriation authority to direct the use of these funds is requested. Impact Fees may be used as a cash (i.e., PayGo) funding source to eligible capital projects or to compensate other funds for debt service payments incurred on eligible capital projects.

FY2020 Budget Summary

Impact Fee District	Appropriation Authority For use as a PayGo Funding Source	Appropriation Authority For use as to Reimburse Debt Service		Total Appropriation Authority
		Impact Fee Bonds	GO / TIF Bonds ⁽¹⁾	
School District 1	11,100,000	753,400	0	11,853,400
School District 2	2,350,000	90,200	0	2,440,200
School District 3	607,700	193,800	0	801,500
School District 4	0	100,400	0	100,400
School District 5	900,000	4,300	0	904,300
School District 6	1,300,000	4,200	0	1,304,200
School District 7	250,000	83,400	0	333,400
Transportation District 1	8,059,100	62,100	91,000	8,212,200
Transportation District 2	1,787,900	19,300	0	1,807,200
Transportation District 3	3,119,000	52,200	246,800	3,418,000
Transportation District 4	21,171,100	37,300	0	21,208,400
Transportation District 5	544,600	19,600	0	564,200
Transportation District 6	9,750,000	1,100	0	9,751,100
Public Safety (Countywide)	637,900	245,200	0	883,100
Total	61,577,300	1,666,500	337,800	63,581,600

⁽¹⁾ The amounts shown in this column represent transfers from the respective impact fee district to the fund from which debt service costs were previously paid in relation to impact fee eligible projects. Unless otherwise noted, these transfers are directed to the General Fund for a portion of General Obligation debt service costs.

Office of Finance (Non-Departmental)

FY2020 Approved Budget

Debt Service

Program Statement

Debt Service provides for principal and interest payments on county bonds and short-term commercial borrowing. It also includes funds for other costs related to county debt issuances.

This program also includes an annual payment to the State of Maryland for the County's state pension liability for employees and retirees who were either members of the State Retirement System before 1969 or who remained in the state system after 1969.

Budget Summary

General Class of Expenditure Fund	Actual FY2018	Original FY2019	Estimate FY2019	Budget FY2020	Inc (Dec) from Orig.
General Fund	134,684,728	142,497,700	142,991,600	149,105,400	6,607,700
Total by Fund	134,684,728	142,497,700	142,991,600	149,105,400	6,607,700
Object					
Contractual Services	149,398	400,000	400,000	400,000	0
Debt Service	132,388,644	139,843,600	140,337,500	146,338,600	6,495,000
Grants, Contribution	2,146,686	2,254,100	2,254,100	2,366,800	112,700
Total by Object	134,684,728	142,497,700	142,991,600	149,105,400	6,607,700

- Breakdown of \$146,338,600 Debt Service amount in FY2020:
 - General County: \$57,210,100
 - Board of Education: \$81,615,500
 - Community College: \$7,513,000
- Contractual Services pays for issuance cost and consultant fees.
- Amount in Grants, Contribution object represents the County's payment to the State Retirement and Pension System for withdrawn liability. This liability will be paid off in FY2020.
- An additional \$1,676,000 Debt Service for the Compass Pointe Golf Course bonds is shown in Department of Recreation and Parks.

Office of Finance (Non-Departmental)

FY2020 Approved Budget

Mandated Grants

Program Statement

Mandated Grants provides for the following payments totaling \$936,000 to the City of Annapolis:

- The City’s share of sales tax revenues
- A state mandated payment representing financial institutions’ revenues
- The City’s share of State 911 Trust Fund payments and Fire Protection Aid

Starting in FY12, the Maryland State Legislature passed on to County's the burden of paying for 50% of the cost of the State Department of Assessments and Taxation. FY2020 estimated cost is \$2,239,100.

State also mandates that 20% of the hotel tax collected in the County shall be distributed to the Annapolis and Anne Arundel County Conference and Visitors Bureau (17%) and Arts Council of Anne Arundel County, Inc. (3%). As these two agencies' 20% portion is withheld before the County receives the hotel tax revenue, there is no appropriation needed to meet this mandate. This mandate reduces available revenue to the General Fund by \$3,566,000 in FY2020.

Budget Summary

General Class of Expenditure	Actual FY2018	Original FY2019	Estimate FY2019	Budget FY2020	Inc (Dec) from Orig.
Fund					
General Fund	3,045,049	3,104,100	3,072,100	3,293,400	189,300
Total by Fund	3,045,049	3,104,100	3,072,100	3,293,400	189,300
Object					
Grants, Contribution	3,045,049	3,104,100	3,072,100	3,293,400	189,300
Total by Object	3,045,049	3,104,100	3,072,100	3,293,400	189,300

- The increase shown in FY2020 is primarily attributable to the increase in the payment to the State Department of Assessment and Taxation.

Office of Finance (Non-Departmental)

FY2020 Approved Budget

Contrib to Parking Garage Fund

Program Statement

A private vendor under contract with Anne Arundel County operates the Whitmore Parking Garage, located in Annapolis near the Arundel Center. In addition to other revenues collected from fees charged to the general public, the County and the State each contribute to the funding of the garage based upon the number of spaces allocated to each. This is where the County's contribution is appropriated.

Budget Summary

General Class of Expenditure	Actual FY2018	Original FY2019	Estimate FY2019	Budget FY2020	Inc (Dec) from Orig.
Fund					
General Fund	170,000	170,000	170,000	170,000	0
Total by Fund	170,000	170,000	170,000	170,000	0
Object					
Grants, Contribution	170,000	170,000	170,000	170,000	0
Total by Object	170,000	170,000	170,000	170,000	0

Office of Finance (Non-Departmental)
Contrib to IPA Fund

FY2020 Approved Budget

Program Statement

The County has instituted an Installment Purchase Agreement (IPA) Program to facilitate county purchase of real property easements to maintain farmland and other open space. Under this program the County signs long-term debt agreements with property holders with a minimal down payment, typically 10%. Interest and nominal principal payments are made over the life of the agreement and a balloon payment is due at the end of the term to pay off the remaining principal. In order to pay the balloon payment, the County purchases and reserves a zero coupon U.S. Treasury Strip. This investment matures when the agreement expires and effectively earns the same interest rate that the County pays on the debt.

The appropriation shown here is the General Fund contribution required to cover these debt service requirements, purchase the investments mentioned above, and to pay for consultant costs associated with settlement of these IPAs.

Budget Summary

General Class of Expenditure	Actual FY2018	Original FY2019	Estimate FY2019	Budget FY2020	Inc (Dec) from Orig.
Fund					
General Fund	743,800	742,800	742,800	741,700	(1,100)
Total by Fund	743,800	742,800	742,800	741,700	(1,100)
Object					
Grants, Contribution	743,800	742,800	742,800	741,700	(1,100)
Total by Object	743,800	742,800	742,800	741,700	(1,100)

Office of Finance (Non-Departmental)
Contribution to Self Insur

FY2020 Approved Budget

Program Statement

The Self-Insurance Program is self-administered with in-house management of claims. Self-Insurance includes Comprehensive General Liability, Vehicle Liability, Collision and Comprehensive coverage for the County and the Board of Education, and Workers' Compensation coverage for the County, the Board of Education and the Community College.

Budget Summary

General Class of Expenditure Fund	Actual FY2018	Original FY2019	Estimate FY2019	Budget FY2020	Inc (Dec) from Orig.
General Fund	10,653,200	13,318,000	13,318,000	14,807,000	1,489,000
Total by Fund	10,653,200	13,318,000	13,318,000	14,807,000	1,489,000
Object					
Grants, Contribution	10,653,200	13,318,000	13,318,000	14,807,000	1,489,000
Total by Object	10,653,200	13,318,000	13,318,000	14,807,000	1,489,000

- The appropriation shown here is the General Fund contribution required to adequately fund the Self-Insurance Fund. Contributions from the Enterprise Funds Board of Education, Community College, and Library Funds are made separately under those funds; their FY2020 contributions are shown below as a reference:
 - Board of Education: \$ 5,543,600
 - Community College: \$146,300
 - Library Fund: \$36,300
 - Utility Operating Fund: \$869,600
 - Solid Waste Fund: \$154,400
 - Child Care Fund: \$5,900

Office of Finance (Non-Departmental)
Contrib to Revenue Reserve

FY2020 Approved Budget

Program Statement

The Revenue Reserve Fund is a continuing, non-lapsing account in which funds are retained to support appropriations if estimated general fund revenues decline below current expense budget appropriations during a fiscal year.

Budget Summary

General Class of Expenditure Fund	Actual FY2018	Original FY2019	Estimate FY2019	Budget FY2020	Inc (Dec) from Orig.
General Fund	4,000,000	6,500,000	6,500,000	5,500,000	(1,000,000)
Total by Fund	4,000,000	6,500,000	6,500,000	5,500,000	(1,000,000)
Object					
Grants, Contribution	4,000,000	6,500,000	6,500,000	5,500,000	(1,000,000)
Total by Object	4,000,000	6,500,000	6,500,000	5,500,000	(1,000,000)

- Over the course of two fiscal years, FY09 and FY10, a total of \$32.5 million was transferred to the General Fund from the Revenue Reserve Fund due to the under-attainment of revenue estimates.
- In FY12, the process of replenishing this fund commenced with a \$5 million contribution. The County added \$1.1 million in FY2013, \$20.3 million in FY2014, \$3.3 million in FY2015, \$7.0 million in FY2016, \$2.0 million in FY2017, \$4 million in FY2018 and \$6.5 million in FY2019.
- Contributions to the Revenue Reserve Fund can be made as long as the balance of the fund does not exceed 5% of the estimated General Fund revenue for the budget year, which is approximately \$82 million. With the \$5.5 million contribution in FY2020, the Revenue Reserve Fund will have an ending balance of about \$79.7 million, including earned interest, by June 30, 2020.

Office of Finance (Non-Departmental)

FY2020 Approved Budget

Contrib to Retiree Health Ins

Program Statement

Retirees of county government continue to receive health benefits.

Per Bill 85-13, the County pays 80% of these costs for retirees prior to January 1, 2015. After January 1, 2015 the County % is based on the years of service at the time of retirement.

Budget Summary

General Class of Expenditure	Actual FY2018	Original FY2019	Estimate FY2019	Budget FY2020	Inc (Dec) from Orig.
Fund					
General Fund	55,000,000	63,500,000	63,500,000	72,000,000	8,500,000
Total by Fund	55,000,000	63,500,000	63,500,000	72,000,000	8,500,000
Object					
Grants, Contribution	55,000,000	63,500,000	63,500,000	72,000,000	8,500,000
Total by Object	55,000,000	63,500,000	63,500,000	72,000,000	8,500,000

- \$30.0 million of the appropriation shown in FY2020 represents the General Fund contribution to the County's Retiree Health Benefits Fund necessary to pay retiree healthcare costs in the upcoming year. This is known as the "Pay-as-you-Go" costs associated with retiree health benefits.
- \$42.0 million of the FY2020 appropriation represents a contribution to the reserve fund for the Retiree Health Benefits. The County's five year plan to reach the Annual Required Contribution calls for annual increased contribution of an at least \$5 million through FY2021.

Office of Finance (Non-Departmental)
Contrib to Community Dev

FY2020 Approved Budget

Program Statement

The Community Development Fund was created effective July 1, 2005 and replaced the Community Development class of capital projects in the Capital Budget and Program in order to comply with Generally Accepted Accounting Principles. Grant funds awarded to the County are accounted for in this special fund. These funds are then passed on to Arundel Community Development Services, Inc. (ACDS) who, on behalf of and with the approval of the County, plans and implements housing and community development activities which principally benefit low and moderate income residents, remove slum and blighting conditions, or meet an urgent need.

Budget Summary

General Class of Expenditure	Actual FY2018	Original FY2019	Estimate FY2019	Budget FY2020	Inc (Dec) from Orig.
Fund					
General Fund	270,000	270,000	270,000	270,000	0
Total by Fund	270,000	270,000	270,000	270,000	0
Object					
Grants, Contribution	270,000	270,000	270,000	270,000	0
Total by Object	270,000	270,000	270,000	270,000	0

- The appropriation shown here represents the General Fund contribution to this special revenue fund. These General Fund contributions are utilized to the local match requirements associated with the State or Federal grants accounted for in this fund. Additionally, funds are utilized for mental health programs and public housing transition assistance.
- The County also makes funding contributions to ACDS, Inc. directly. These contributions are shown under the Chief Administrative Officer's budget.

Office of Finance (Non-Departmental)

FY2020 Approved Budget

IPA Debt Service

Program Statement

The County has instituted an Installment Purchase Agreement (IPA) Program to facilitate County purchase of real property easements to maintain farmland and other open space. Under this program the County signs long-term debt agreements with property holders with a minimal down payment, typically 10%. Interest and nominal principal payments are made over the life of the agreement and a balloon payment is due at the end of the term to pay off the remaining principal. In order to pay the balloon payment, the County purchases and reserves a zero coupon U.S. Treasury Strip. This investment matures when the agreement expires and effectively earns the same interest rate that the County pays on the debt.

The appropriation shown here is used to actually pay debt service on existing IPAs, purchase the investments mentioned above, and to pay for consultant costs associated with settlement of these IPAs.

Budget Summary

General Class of Expenditure	Actual FY2018	Original FY2019	Estimate FY2019	Budget FY2020	Inc (Dec) from Orig.
Fund					
Ag & WdlnD Prsrvtn	743,839	742,800	742,800	741,700	(1,100)
Total by Fund	743,839	742,800	742,800	741,700	(1,100)
Object					
Debt Service	743,839	742,800	742,800	741,700	(1,100)
Total by Object	743,839	742,800	742,800	741,700	(1,100)

Office of Finance (Non-Departmental)

FY2020 Approved Budget

Video Lottery Impact Aid

Program Statement

The purpose of this appropriation is to disburse funds from the Video Lottery Terminal (VLT) Impact Aid Fund that are not otherwise disbursed within specific departmental budgets. Presently, this is limited to the contribution of funds to the Capital Projects Fund to cover capital project costs, on a pay-as-you-go basis, that are incurred primarily in the communities in immediate proximity to the VLT Facility.

Budget Summary

General Class of Expenditure Fund	Actual FY2018	Original FY2019	Estimate FY2019	Budget FY2020	Inc (Dec) from Orig.
Video Lottery Local	5,500,000	4,260,000	4,260,000	1,200,800	(3,059,200)
Total by Fund	5,500,000	4,260,000	4,260,000	1,200,800	(3,059,200)
Object					
Grants, Contribution	5,500,000	4,260,000	4,260,000	1,200,800	(3,059,200)
Total by Object	5,500,000	4,260,000	4,260,000	1,200,800	(3,059,200)

- This appropriation supports the contribution of \$1.2 million of VLT Impact Aid to the Capital Projects Fund for:
 - Area Park Improvements: \$700,750
 - Transportation & Road Improvements: \$500,000

FY2020 VLT Local impact Aid Spending Plan				
	<u>LDC</u>	<u>FY2020</u>	<u>Budget Book Pages</u>	<u>Project No.</u>
	<u>Recommendations</u>	<u>Budget</u>	<u>Current Expense</u>	<u>Capital</u>
<i>Police</i>				
	Operations sustainment (annual)	2,700,000	2,700,000	273 + 275
	Police Capital Request	700,000	700,000	275
<i>Fire</i>				
	Operations/Maintenance	4,398,000	4,398,000	284
	Ladder Truck	850,000	850,000	284
<i>Transportation/Road Improvments</i>				
	Capital: Operations/Mainteance	500,000	500,000	153
	Transit Enhancement (Local Shuttle)	659,000	659,000	95
	Senior Ride Program	40,000	40,000	95
<i>Park Improvements</i>				
	Area Park Improvements	700,750	700,750	153
				P565100
<i>Community College</i>				
		1,700,000	1,700,000	187
<i>Public Library</i>				
	Operational Sustainment & Sunday Hours	550,000	550,000	190
<i>LDC Grants</i>				
	Severn Intergenerational Center	3,000,000	3,000,000	95
	Associated Catholic Charities (Sarah's House)	500,000	500,000	95
	Beautification/Trash Removal	400,000	400,000	95
	Ft. Meade Alliance-Meade Cyber Initiative	381,000	381,000	95
	Anne Arundel Council of PTAs/AACPS - Trauma Sensitive Schools	300,000	300,000	95
	Anne Arundel Workforce Development	270,000	270,000	95
	YWCA Domestic Violence Center	250,000	250,000	95
	United Way - On Track 4 Success	200,000	200,000	95
	Severn Improvement Association	100,000	100,000	95
	Boys and Girls Club	45,000	45,000	95
	Baltimore Washington Medical Center	40,000	40,000	95
	Community Grants	400,000	400,000	95
	Adminstrative Support - ACDS	110,000	110,000	95
	Subtotal	18,793,750	18,793,750	

Office of Finance (Non-Departmental)

FY2020 Approved Budget

Contrib to Other Fund

Program Statement

The purpose of this appropriation is to transfer funds from the County General Fund to Other Funds. These transfers typically represent those that are not otherwise reflected within specific departmental budgets.

Budget Summary

General Class of Expenditure Fund	Actual FY2018	Original FY2019	Estimate FY2019	Budget FY2020	Inc (Dec) from Orig.
General Fund	1,374,639	2,411,000	2,411,000	9,279,200	6,868,200
Total by Fund	1,374,639	2,411,000	2,411,000	9,279,200	6,868,200
Object					
Contractual Services	2,500	411,000	461,000	0	(411,000)
Grants, Contribution	1,372,139	2,000,000	1,950,000	9,279,200	7,279,200
Total by Object	1,374,639	2,411,000	2,411,000	9,279,200	6,868,200

- FY2018 reflects the transfer of \$1,372,200 from the General Fund restricted Fund Balance for the Base Realignment and Closure (BRAC) zone capital improvements to Odenton TIF.
- \$411,000 in Contractual Services in FY2019 Budget represents a one-time fund transfer to Garage Vehicle Replacement Fund.
- \$2,000,000 in Grants, Contribution in FY2019 Budget represents the County's startup contribution to the newly established (Bill 95-17) Employee Retirement Savings Plan or the Defined Contribution Plan.
- FY2020 Grants, Contribution & Other represents:
 - \$60,000 for the estimated administrative cost of the Employee Retirement Savings Plan or the Defined Contribution Plan (401a Plan).
 - \$9,219,200 for contribution to the Reserve Fund for Permanent Public Improvements.

Office of Finance (Non-Departmental)

FY2020 Approved Budget

Centrex Phone

Program Statement

In FY2016, General Fund Centrex Phone costs were centralized in this Bureau to realize the estimated savings from converting County-wide Centrex phones to Voice Over Internet Phones (VoIP).

Budget Summary

General Class of Expenditure	Actual FY2018	Original FY2019	Estimate FY2019	Budget FY2020	Inc (Dec) from Orig.
Fund					
General Fund	500,000	0	0	0	0
Total by Fund	500,000	0	0	0	0
Object					
Contractual Services	500,000	0	0	0	0
Total by Object	500,000	0	0	0	0

- As the majority of the County's Centrex Phones have been converted to Voice over Internet Phones (VoIP), on-going cost for the VoIP is budgeted in Office of Information Technology.

Mission Statement

The mission of the Office of the Budget is to:

- Prepare the County's annual operating and capital budgets.
- Conduct reviews of departmental and office operations.
- Provide County leadership with accurate, timely and complete informational analysis to guide planning and decision making, policy development, and allocation of financial resources.
- Assure that taxpayer funds are spent wisely and in a manner consistent with the vision and mission of Anne Arundel County.

Major Accomplishments

- Coordinated the development and adoption of a balanced operating and capital budget for FY2019.
- Published electronic version of the FY2019 operating and capital budget documents on the County's website.
- Received distinguished budget presentation award from the Government Finance Officers Association (GFOA) for the FY2019 budget.

Key Objectives

- Continue to provide professional budgetary and managerial advice and support to departments, Chief Administrative Officer and County Executive.
- Continue to make the operating budget presentation more understandable through user-friendly design and more descriptive narratives.
- Continue to develop a method to better link existing performance measures with budget decision-making processes, and to develop additional performance measures are cost effective.
- Continue the annual update of the County's debt affordability model and maximization of the use of restricted funding sources (e.g., impact fees, program open space and waterway improvement fund grants) in the development of a balanced capital budget and five year capital program.
- Link operating department performance to County's long-range objectives.
- Receive the GFOA Distinguished Budget Award for the FY2020 budget.

Comparative Statement of Expenditures

General Classifications of Expenditure	Actual FY2018	Original FY2019	Estimate FY2019	Budget FY2020	Inc (Dec) from Orig.
Fund					
General Fund	1,337,262	1,358,700	1,358,600	1,488,900	130,200
Total by Fund	1,337,262	1,358,700	1,358,600	1,488,900	130,200
Character					
Budget & Management Analysis	1,337,262	1,358,700	1,358,600	1,488,900	130,200
Total by Character	1,337,262	1,358,700	1,358,600	1,488,900	130,200
Object					
Personal Services	1,257,568	1,314,500	1,202,600	1,379,700	65,200
Contractual Services	61,391	25,600	138,200	90,600	65,000
Supplies & Materials	8,391	14,300	13,500	14,300	0
Business & Travel	4,060	4,300	4,300	4,300	0
Capital Outlay	5,853	0	0	0	0
Total by Object	1,337,262	1,358,700	1,358,600	1,488,900	130,200

Office of the Budget

FY2020 Approved Budget

Program Statement

The Office of the Budget is responsible for the analysis, formulation, and control of the annual county operating and capital budgets, and also provides management advisory services to the County Executive and the departments and offices of county government. These efforts involve staffing two citizens' advisory groups, the Spending Affordability Committee and the Planning Advisory Board, as well as the analysis of the fiscal impact of proposed county and state government legislation. In addition to these basic functions, the Office is responsible for:

County Pension System Investments – one of the primary duties of the Budget Officer includes serving as Chairman of the Investment Committee of the Board of Trustees of the County pension system and serving as a member of the pension system Board of Trustees.

Commentary

- The increase in Personal Services is attributable to countywide increases to the pay package and benefits, as well as a new Budget & Management Analyst II position.
- The increase in the Contractual Services is due to the \$65,000 funding for contractual management consulting service.

Summary of Budgeted Positions in County Classified Service

Category	Auth FY2018	Approved FY2019	Adjusted FY2019	Budget FY2020	Inc (Dec)
Fund					
General Fund	7.00	7.00	7.00	8.00	1.00
Total by Fund	7.00	7.00	7.00	8.00	1.00
Character					
Budget & Managem	7.00	7.00	7.00	8.00	1.00
Total-Character	7.00	7.00	7.00	8.00	1.00
Barg Unit					
Non-Represented	7.00	7.00	7.00	8.00	1.00
Total-Barg Unit	7.00	7.00	7.00	8.00	1.00

- In addition to the positions shown above, there is one position exempt from the Classified Service. This is the Budget Officer.
- A listing of all positions, by department and by job title, is provided at the end of this section.
- There is 1 new Budget and Management Analyst II position in FY2020.

**Office of the Budget
General Fund**

FY2020 Approved Budget

Personnel Summary - Positions in the County Classified Service

Job Code - Title	Plan	Grade	FY2018 Approved	FY2019 Request	FY2019 Approved	FY2019 Adjusted	FY2020 Budget	Variance
0224 Management Aide	NR	12	1	1	1	1	0	-1
0241 Management Assistant I	NR	15	0	0	0	0	1	1
0246 Senior Budget Mgmt Analyst	NR	21	1	1	1	3	3	0
0247 Assistant Budget Officer	NR	23	2	2	2	2	2	0
0251 Budget Mgmt Analyst II	NR	18	0	0	0	0	1	1
0252 Budget Mgmt Analyst III	NR	20	3	3	3	1	1	0
Fund Summary			7	7	7	7	8	1
Department Summary			7	7	7	7	8	1

**Office of the Budget
General Fund**

FY2020 Approved Budget

Personnel Summary - Positions Exempt from the County Classified Service

Job Code - Title	Plan	Grade	FY2018 Approved	FY2019 Request	FY2019 Approved	FY2019 Adjusted	FY2020 Budget	Variance
0118 Budget Officer	E	8	1	1	1	1	1	0
Fund Summary			1	1	1	1	1	0
Department Summary			1	1	1	1	1	0

Mission Statement

The Mission of the Office of Personnel is to:

- Assure all Department offices are staffed with highly qualified personnel.
- Assure the County workforce reflects the citizens we serve
- Assure all employees are trained in County policies, procedures and diversity issues
- Assure all employees are appropriately classified & compensated
- Promote a work environment characterized by open communication, personal accountability, fairness, mutual respect, trust, equal opportunity and high achievement in the workplace
- Build cooperative relationships with internal and external customers
- Oversee the County's payroll and benefits-management systems
- Resolve employee disputes
- Develop leadership skills of managerial personnel and provide opportunities for growth and personal development of all employees
- Assure compliance with all employment and labor laws

Major Accomplishments

- Negotiated 8 union labor bargaining agreements for FY 2019.
- Solicited and awarded contract for group Short Term Disability.
- Implemented new group Dental Plan Buy-up Option.
- Awarded new contract for Flexible Benefit Accounts.
- Implemented the 401A retirement savings plan.
- Monitored updates to the federal Patient Protection Affordable Care Act (PPACA) which affects health benefits and payroll administration costs.
- Completed automation of Personnel Authorization Action (PAA).
- Completed update to the Anne Arundel County Background Standards in partnership with Public Safety Departments and Office of Law.

- Administered over 2,200 individual recruitment examinations.
- Implemented eSOPH – Public Safety automated case management software.
- Completed update to the medical/physical phase of the Fire Entry recruitment process based on Medical Standards associated with the 2018 National Fire Protection Association Standards (NFPA).

Key Objectives

- Negotiate expiring union labor bargaining agreements for FY 2020.
- Perform full group health care dependent verification audit.
- Develop Request for Proposals (RFP) and award contract for pharmacy and medical claims analytic audit.
- Continue to expand employee wellness initiatives in conjunction with County health providers and employee groups.
- Continue to revise and update Employee Relations Manual (ERM).
- Continue ongoing review of all countywide classifications/ minimum qualifications
- Administer over 3,500 individual recruitment examinations.
- Develop and implement a mass hiring process for the classification of Detention Officer
- Continue to review and revise the Anne Arundel Medical Standards for Public Safety

Comparative Statement of Expenditures

General Classifications of Expenditure	Actual FY2018	Original FY2019	Estimate FY2019	Budget FY2020	Inc (Dec) from Orig.
Fund					
General Fund	6,938,822	7,036,600	7,693,800	7,516,900	480,300
Health Insurance Fund	78,467,110	86,893,000	91,352,800	90,849,200	3,956,200
OPEB Fund	0	0	0	0	0
Pension Fund	138,801,270	0	0	0	0
County OPEB Trust	37,502,472	0	0	0	0
AACC OPEB Trust	2,702,600	0	0	0	0
Library OPEB Trust	1,607,410	0	0	0	0
Total by Fund	266,019,684	93,929,600	99,046,600	98,366,100	4,436,500
Character					
Office of Personnel	6,938,822	7,036,600	7,693,800	7,516,900	480,300
Health Costs	78,467,110	86,893,000	91,352,800	90,849,200	3,956,200
Pension Admin.	138,801,270	0	0	0	0
OPEB Costs	41,812,482	0	0	0	0
Total by Character	266,019,684	93,929,600	99,046,600	98,366,100	4,436,500
Object					
Personal Services	123,167,555	85,063,000	84,616,600	89,162,000	4,099,000
Contractual Services	15,810,889	2,682,100	3,250,600	3,010,400	328,300
Supplies & Materials	148,383	145,900	150,200	145,100	(800)
Business & Travel	126,639	188,600	179,200	198,600	10,000
Grants, Contributions & Other	126,766,218	5,850,000	10,850,000	5,850,000	0
Total by Object	266,019,684	93,929,600	99,046,600	98,366,100	4,436,500

Office of Personnel

FY2020 Approved Budget

Summary of Budgeted Positions in County Classified Service

Category	Auth FY2018	Approved FY2019	Adjusted FY2019	Budget FY2020	Inc (Dec)
Fund					
General Fund	44.00	39.00	39.00	39.00	0.00
Total by Fund	44.00	39.00	39.00	39.00	0.00
Character					
Office of Personnel	44.00	39.00	39.00	39.00	0.00
Total-Character	44.00	39.00	39.00	39.00	0.00
Barg Unit					
Non-Represented	43.00	39.00	39.00	39.00	0.00
Office Support	1.00	0.00	0.00	0.00	0.00
Total-Barg Unit	44.00	39.00	39.00	39.00	0.00

- In addition to the above positions, the Department contains a Personnel Officer and an Administrative Secretary that are exempt from the County Classified service.
- A listing of all positions, by department and by job title, is provided at the end of this section.

Performance Measures

Measure	Actual FY2017	Actual FY2018	Estimate FY2019	Estimate FY2020
<u>Office of Personnel</u>				
Announcement Advertisements	282	315	370	400
Examinations	2,986	2,076	2,200	3,500
Internal/External Hires	595	404	500	550
Re-Class & Class Maint. Studies	251	107	250	250
CDS/Alcohol testing	1,217	1,384	1,400	1,400
Personnel Authorizations	27,025	36,145	36,452	36,500
Contract & Temp Empl's Hired	441	381	500	550
ID Badges	958	986	998	990
Payroll Checks - Active	146,610	143,772	144,225	145,500
Payroll Checks - Retiree	36,016	37,942	39,500	39,775
Retirements	179	168	190	195
Grievance	20	27	20	20
Enrolled Benefits Participants	8,802	8,956	8,975	8,990
Wellness Promotion Events	6	8	8	10
Background Investigations	1,148	1,000	1,050	1,050

Office of Personnel
Office of Personnel

FY2020 Approved Budget

Program Statement

Classification and Compensation – maintains the County’s classification plan through individual and class series studies and analysis with peer organizations and supports collective bargaining through compensation and benefits survey and analysis.

Employee Services and Development – handles recruitment and selection of County employees. This includes developing of appropriate screening and proper examination processes, background investigations/verifications, medical evaluations, and setting assessment criteria.

Human Resources Records– unit applies position and pay changes, maintains deductions, accruals, and employee demographic information in the automated human resource information system.

Payroll – ensures the timely and accurate collection of employee time and attendance information as well as the payment of wages, allowances, wage deductions and taxes. Ensures compliance with all Federal, State and County rules and regulations regarding payroll including adherence to union contracts and the Fair Labor Standards Act.

Health Benefits – maintains County employee benefit programs to provide for the mental, and physical, health and wellness of our employees, retirees and their families. This is accomplished by obtaining health coverage at competitive rates and administering benefits according to federal, state and county law.

Pension Benefits – provides oversight of four defined benefit pension plans that employees draw upon at retirement. This unit offers guidance and trainings so employees can make informed decisions. These plans and deferred compensation provide meaningful opportunities for employees to secure their post financial security.

Employee and Labor Relations – promotes harmonious and cooperative relationships between the County and its employees by helping to ensure compliance with employment laws, negotiating collective bargaining agreements, and investigating, resolving or recommending solutions pertaining to management or employee concerns.

Budget Summary

General Class of Expenditure	Actual FY2018	Original FY2019	Estimate FY2019	Budget FY2020	Inc (Dec) from Orig.
Fund					
General Fund	6,938,822	7,036,600	7,693,800	7,516,900	480,300
Total by Fund	6,938,822	7,036,600	7,693,800	7,516,900	480,300
Object					
Personal Services	4,610,693	4,925,700	5,016,600	5,297,000	371,300
Contractual Services	2,127,246	1,843,200	2,412,500	1,942,200	99,000
Supplies & Materials	79,733	83,200	89,600	83,200	0
Business & Travel	121,150	184,500	175,100	194,500	10,000
Total by Object	6,938,822	7,036,600	7,693,800	7,516,900	480,300

- The increase in Personal Services is attributable to countywide increases to the pay package and benefits.
- Contractual Services includes:
 - \$1.0M - Payroll contractor
 - \$272K - Unemployment Insurance
 - \$201K - Drug testing, pre-employment physicals, fitness for duty
 - \$110K - Labor relations and counsel for arbitration
 - \$101K - Employee Assistance Program
 - \$ 65K - Employee Testing
 - \$ 42K - Recruitment expenses primarily advertising
 - \$100K - Payroll Audit

**Office of Personnel
Health Costs**

FY2020 Approved Budget

Program Statement

The Health Insurance Fund is an internal service fund. The fund will account for all the expenses of administering health benefits for participants and their eligible family members who are current employees of Anne Arundel County Government, the Library and the Community College. The fund will account for both employee and employer premium costs as well as account for the costs of staff and expenses to administer the plans. The fund, although not legally established like the Pension Trust Fund, operates in a similar manner with respect to the costs of health insurance.

Budget Summary

General Class of Expenditure Fund	Actual FY2018	Original FY2019	Estimate FY2019	Budget FY2020	Inc (Dec) from Orig.
Health Insurance Fu	78,467,110	86,893,000	91,352,800	90,849,200	3,956,200
Total by Fund	78,467,110	86,893,000	91,352,800	90,849,200	3,956,200
Object					
Personal Services	76,813,190	80,137,300	79,600,000	83,865,000	3,727,700
Contractual Services	849,561	838,900	838,100	1,068,200	229,300
Supplies & Materials	38,838	62,700	60,600	61,900	(800)
Business & Travel	522	4,100	4,100	4,100	0
Grants, Contribution	765,000	5,850,000	10,850,000	5,850,000	0
Total by Object	78,467,110	86,893,000	91,352,800	90,849,200	3,956,200

- The health care costs reflect the January 2019 health contracts and plan selections. Retiree health claims are now being paid directly from the Retiree Health Trust.
- Staffing for the Health Fund is appropriated in the Office of Personnel’s General Fund. The Health Insurance fund provides a pro-rata share contribution to the County’s General Fund to recoup Health Insurance overhead costs; this is reflected in the Grant.

**Office of Personnel
General Fund**

FY2020 Approved Budget

Personnel Summary - Positions in the County Classified Service

Job Code - Title	Plan	Grade	FY2018 Approved	FY2019 Request	FY2019 Approved	FY2019 Adjusted	FY2020 Budget	Variance
0206 Office Support Asst II (NR)	NR	7	1	1	1	1	1	0
0207 Office Support Specialist (NR)	NR	9	2	2	2	2	2	0
0224 Management Aide	NR	12	1	1	1	1	1	0
0241 Management Assistant I	NR	15	1	0	0	1	1	0
0242 Management Assistant II	NR	17	2	3	3	3	3	0
0611 Personnel Assistant I	NR	10	1	1	1	2	2	0
0612 Personnel Assistant II	NR	12	10	10	10	7	7	0
0613 Personnel Assistant III	NR	13	1	1	1	2	2	0
0620 Human Resource Records Manager	NR	16	1	1	1	1	1	0
0622 Personnel Analyst II	NR	17	1	1	1	1	1	0
0623 Personnel Analyst III	NR	19	8	8	8	8	8	0
0624 Senior Personnel Analyst	NR	20	7	7	7	7	7	0
0631 Assistant Personnel Officer	NR	22	2	2	2	2	2	0
0633 Deputy Personnel Officer	NR	23	1	1	1	1	1	0
1539 Senior Special Investigator	NR	15	1	0	0	0	0	0
1547 Special Investigator	NR	14	4	0	0	0	0	0
Fund Summary			44	39	39	39	39	0
Department Summary			44	39	39	39	39	0

**Office of Personnel
General Fund**

FY2020 Approved Budget

Personnel Summary - Positions Exempt from the County Classified Service

Job Code - Title	Plan	Grade	FY2018 Approved	FY2019 Request	FY2019 Approved	FY2019 Adjusted	FY2020 Budget	Variance
0122 Personnel Officer	E	7	1	1	1	1	1	0
0200 Admin Secty To Dpt/Agency Head	E	1	1	1	1	1	1	0
Fund Summary			2	2	2	2	2	0
Department Summary			2	2	2	2	2	0

Mission Statement

Our mission is to accelerate the success wherever possible. We will focus our efforts with the simple formula $2TV * 1/2O * EE^2$. Translated that means, for effectiveness and efficiency, we will seek to double transaction velocities for both citizen interactions & internal processes. From a quality performance perspective, we will seek to half both the number of outages, and associated outage times. From an employee morale perspective, we will seek to square employee engagement. We intend to engage people, tools, & technologies as force multipliers to eliminate transactional friction, and enable cross county collaboration. This should reduce barriers between citizens and county functions, and help unshackle AA County employees so they can do good for our citizens.

Major Accomplishments:

- Completed 17 of 21 technology transition team recommendations.
- Improved citizen capability to interact 24x7 with County government via award winning Website, digital and voice interactions (311).
- Improved quality of education by enabling super high speed internet connectivity (10G) at 127 schools in the county for staff and students.
- Improved county efficiencies by enabling \$9M in cost reductions
- Deployed 16 new initiatives to improve effectiveness of County employees to serve citizens with automation and workflow tools to reduce wasteful and time-delaying processes.
- Generated additional \$10M in new revenue (eRate).
- New System efficiencies have added effective FTE equivalent of 30 staff members.
- Improved Public safety capabilities with implementation of new tools and automation (Crime analytics, Case Management, etc.).
- In various stages of upgrading 12 different major County Core processing systems.
- Performed Disaster Recovery testing of Mainframe, Enterprise One and Munis financial systems.
- County Services. These efforts generated efficiency, security, redundancy, and help continuity of operations.
- Implemented unified 311 Call center for 24x7 capability in conjunction with DPW Utilities.

- Managed 6,500 Google Email accounts. Performed data center revitalization at the Arundel Center and EOC, implemented Nexus Switches providing 10G (10 times bandwidth enhancement) to user resources. Implemented Disaster/Recovery and redundancy of Implemented new 911 Call & dispatch capabilities for police and fire (CAD Upgrade).
- Selected new Inmate Management System to support Jail and centralized booking (in Procurement).
- Awarded 22 site 800 MHz P25 Public Safety Radio System to Motorola.
- Eliminated >1000 Centrex phone lines and associated costs.
- Replaced 3000 phones (60% of total) across Departments reducing Verizon/Phone repairs by \$100K/year.
- Implemented new cyber protection & patching capabilities.

Key Objectives:

- Initiate 3 year implementation of 800 MHz P25 radio replacement project.
- Continue network Infrastructure and VOIP upgrades to realize cost savings, and improve employee efficiency. This includes Optical Fiber to provide 5X bandwidth in private cloud and 40X in internet speeds.
- Increase Internet Security, Monitoring and Bandwidth for technological growth and expansion of Cloud utilization.
- Implement major systems upgrades and improvements for Procurement, Detention, State's Attorney, Grant Management, Land Use and Public Safety functions.
- Update GIS infrastructure to better serve the increased demand for applications and web services. Identify and implement applications for citizens and stakeholders with cloud based solutions as appropriate.
- Initiate a Fiber Management Business model to manage & deploy fiber network capabilities.
- Deploy Public Safety Analytics SW.
- Deploy court scheduling tools for SAO & Police.

Comparative Statement of Expenditures

General Classifications of Expenditure	Actual FY2018	Original FY2019	Estimate FY2019	Budget FY2020	Inc (Dec) from Orig.
Fund					
General Fund	20,123,367	21,783,000	21,782,700	22,839,700	1,056,700
Watershed Protection & Restor	0	0	0	0	0
Total by Fund	20,123,367	21,783,000	21,782,700	22,839,700	1,056,700
Character					
Office of Info. Technology	20,123,367	21,783,000	21,782,700	22,839,700	1,056,700
Total by Character	20,123,367	21,783,000	21,782,700	22,839,700	1,056,700
Object					
Personal Services	10,533,122	10,908,300	11,399,800	11,478,600	570,300
Contractual Services	9,134,434	10,527,100	10,066,300	11,186,000	658,900
Supplies & Materials	75,730	93,500	87,500	95,500	2,000
Business & Travel	79,265	89,600	72,100	79,600	(10,000)
Capital Outlay	300,816	164,500	157,000	0	(164,500)
Total by Object	20,123,367	21,783,000	21,782,700	22,839,700	1,056,700

Office of Information Technology

FY2020 Approved Budget

Program Statement

The Office of Information Technology provides essential technical services to County agencies.

Administration –Provides operational and strategic management, financial and budget management, and office management activities for the department.

Application Services –provides for enterprise and departmental computer program application development and maintenance support. Four core application support areas include: Administration and Finance, Human Resources, Land Use and Public Safety.

Cable Television – regulates the cable television industry within Anne Arundel County. Its primary focus includes, but is not limited to, setting customer service standards and negotiating franchise agreements to provide services to the citizens. In addition, this program is overseeing the development of the Public, Educational and Governmental program (PEG).

Geographic Services – supports centralized (GIS) functions for the entire County, including: street centerline development and maintenance, GIS data maintenance, GIS data standards, GIS Aerial photography and topography, and GIS data access tool administration (MapOptix and CountyView).

Technical Services – includes Circuit Court audio-visual systems, County Home Page/Intranet, data cable installation, enterprise functions, network administration, financial system support and Police Fire 911 support.

Telecommunications – administers all County Telecommunications functions, such as telephone (wired & wireless), 800 MHz Public Safety Radio system as well as computer communications systems. Coordinates installations and repair of phone systems, management of the 800MHz radio system, pagers, wireless phones as well as representing the County in 911 communication issues.

Commentary

- The increase in Personal Services is attributable to countywide increases to the pay package and benefits.
- The Contractual Services budget includes technology services contracts serving a wide variety of programming and software maintenance. Increases in this category can be attributed to the cost increases in various software and hardware, as well as increased funding in professional services such as desktop support, network support, contractual network engineers, cyber security professionals, etc.
- GIS related software costs have been expended in Capital Outlay which will be paid in Contractual Services starting FY2020.

Office of Information Technology

FY2020 Approved Budget

Summary of Budgeted Positions in County Classified Service

Category	Auth FY2018	Approved FY2019	Adjusted FY2019	Budget FY2020	Inc (Dec)
Fund					
General Fund	86.00	87.00	87.00	88.00	1.00
Total by Fund	86.00	87.00	87.00	88.00	1.00
Character					
Office of Info. Tech	86.00	87.00	87.00	88.00	1.00
Total-Character	86.00	87.00	87.00	88.00	1.00
Barg Unit					
Non-Represented	86.00	87.00	87.00	87.00	0.00
Office Support	0.00	0.00	0.00	1.00	1.00
Total-Barg Unit	86.00	87.00	87.00	88.00	1.00

- Two exempt category employees including the Chief Information Officer and an exempt Administrative Secretary complement the classified service staffing.
- 1 Programmer-Analyst II position was added in FY2019 for Telestaff.
- 1 Office Support Assistant II position is transferred from Central Services.
- A listing of all positions, by department and by job title, is provided at the end of this section.

Performance Measures

Measure	Actual FY2017	Actual FY2018	Estimate FY2019	Estimate FY2020
<u>Office of Info. Technology</u>				
Help Center Calls (monthly)	1,400	1,466	1,375	1,400
Help Ctr Calls resolved-initial cont	65%	65%	78%	70%
CATV Subscriber complnts (mnth)	400	300	420	378
Citizen WEB site hits (monthly)	1,000,000	1,096,910	1,120,000	1,140,000
E911 CAD Dispatch Transact (mnt)	43,738	42,329	42,500	42,750
Business Applications Supported	140	142	153	161
Geographic Data Layers Supporte	425	435	440	460
Network Availability	100%	99%	100%	99%
800MHz Radio System Availability	100%	100%	100%	100%
EMail msgs processed (monthly)	2,200,000	2,300,000	2,400,000	2,500,000
Network locations supported	280	288	292	300
Network Devices connected	6,710	8,425	9,500	10,450
Computer Servers supported	245	383	400	380
PC's supported	4,650	4,675	4,780	4,780
Printers supported	1,700	1,715	1,735	1,735
Wired Telephones supported	3,000	4,000	5,000	5,500
Wireless Telephones supported	1,066	1,070	1,090	2,010
Telephone Systems supported	137	122	107	86
Radio Towers supported	10	10	10	10
800 MHz Radios supported	4,570	4,725	5,350	4,000
Cable TV Franchises Admin'ed	3	3	3	3
Wireless Devices (non-cell ph) sup	840	561	581	610

**Office of Information Technology
General Fund**

FY2020 Approved Budget

Personnel Summary - Positions in the County Classified Service

Job Code - Title	Plan	Grade	FY2018 Approved	FY2019 Request	FY2019 Approved	FY2019 Adjusted	FY2020 Budget	Variance
0212 Office Support Assistant II	OS	4	0	0	0	0	1	1
0241 Management Assistant I	NR	15	3	3	3	3	3	0
0242 Management Assistant II	NR	17	1	1	1	1	1	0
0243 Sr Info Syst Support Specialis	NR	15	3	4	4	4	4	0
0244 Info System Support Specialist	NR	14	18	18	18	18	18	0
0333 Manager Computer Operations	NR	19	1	1	1	1	1	0
0335 Computer Operations Supervisor	NR	14	1	0	0	0	0	0
0343 Programmer II	NR	16	3	3	3	3	3	0
0351 Programmer-Analyst I	NR	17	4	4	4	4	4	0
0352 Programmer-Analyst II	NR	18	8	9	9	9	9	0
0353 Systems Analyst	NR	20	13	13	13	13	13	0
0354 I/S Quality Assurance Analyst	NR	18	1	1	1	1	1	0
0361 Systems Programmer I	NR	17	11	11	11	11	11	0
0362 Systems Programmer II	NR	19	3	3	3	3	3	0
0363 Data Base Administrator	NR	18	1	1	1	1	1	0
0366 Info Technology Sr Project Mgr	NR	21	3	3	3	3	3	0
0367 Chief, Info Technology Ops	NR	23	1	1	1	1	1	0
0368 Chief,Netwrk Ops and Cyber Sec	NR	23	1	1	1	1	1	0
0369 Enterprise Application Manager	NR	21	1	1	1	1	1	0
0374 Chief,Telecommunication Servcs	NR	23	1	1	1	1	1	0
0387 Chief,Project Mgmt & Planning	NR	23	1	1	1	1	1	0
0388 Asst Info Technology Officer	NR	24	1	1	1	1	1	0
0803 Communications Services Managr	NR	17	1	1	1	1	1	0
0870 GIS Manager	NR	21	0	1	1	1	1	0
0873 GIS Specialist	NR	15	1	1	1	1	1	0
1165 Cable Television Administrator	NR	19	1	1	1	1	1	0
1302 Communications Officer	NR	19	2	2	2	2	2	0
2345 Engineer Manager	NR	21	1	0	0	0	0	0
Fund Summary			86	87	87	87	88	1
Department Summary			86	87	87	87	88	1

**Office of Information Technology
General Fund**

FY2020 Approved Budget

Personnel Summary - Positions Exempt from the County Classified Service

Job Code - Title	Plan	Grade	FY2018 Approved	FY2019 Request	FY2019 Approved	FY2019 Adjusted	FY2020 Budget	Variance
0130 Information Technology Officer	E	7	1	1	1	1	1	0
0200 Admin Secty To Dpt/Agency Head	E	1	1	1	1	1	1	0
Fund Summary			2	2	2	2	2	0
Department Summary			2	2	2	2	2	0

Mission Statement

To promote and establish multi modal transportation networks throughout Anne Arundel County, which will provide the necessary infrastructure to make Anne Arundel County an economically vibrant community. Additionally it will enhance the quality of life for the citizens by advising the County Executive and the County Council on the coordination and development of government policies, programs, services, and allocations of resources for citizens regarding transportation.

Major Accomplishments

- The County established its own transit services on the below routes:
 - AA202, Crofton Connector, Ft. Meade Shuttle(formerly, operated by RTA);
 - Yellow and Gold Route (formerly, operated by City of Annapolis Transit);
 - Created the South County Connector to provide service to the underserve areas in the southern portion of the County
- League of American Bicyclists' Bicycle Friendly Community Bronze Award.
- Awarded both the Safe Routes to School, and Bikeways Grant Award
- Enhanced Transportation services to communities for work development.
- Bill 78-18 - Subdivision and Development – Roads – Multi-Modal Transportation – adds a multi-modal transportation component to County subdivision and development policies and processes. Presented the concept to the National Conference.

Key Objective(s)

- Encourage and promote innovative solutions to transportation challenges, including incentive plans.
- Maximize the use and efficiency of the existing transportation system on a neighborhood, county, and regional basis.
- Improve mass transit along major corridors and between major origin and destination locations.
- Enhance the ease of movement of people and goods through the airport, the seaport, and other centers via new and improved inter-modal linkages.
- Educate the community regarding transportation issues and opportunities.

Areas of Focus

- The Transportation Functional Plan (TFMP) will integrate 5 component studies and recommend improvements to the County's transportation network to enhance mobility within local and state fiscal constraints.
- Increase transit geographic coverage.
- Improve access to transit (sidewalks, shelters, street lighting, park and ride).
- Increase capacity and accessibility to growth areas.

Comparative Statement of Expenditures

General Classifications of Expenditure	Actual FY2018	Original FY2019	Estimate FY2019	Budget FY2020	Inc (Dec) from Orig.
Fund					
General Fund	0	4,833,000	4,891,500	6,104,000	1,271,000
Grant Fund - Transportation	0	4,021,200	2,517,200	3,790,200	(231,000)
Total by Fund	0	8,854,200	7,408,700	9,894,200	1,040,000
Character					
Office of Transportation	0	8,854,200	7,408,700	9,894,200	1,040,000
Total by Character	0	8,854,200	7,408,700	9,894,200	1,040,000
Object					
Personal Services	0	1,529,100	1,309,200	1,522,300	(6,800)
Contractual Services	0	3,531,700	3,345,600	7,438,200	3,906,500
Supplies & Materials	0	48,100	39,300	48,300	200
Business & Travel	0	17,900	22,700	29,400	11,500
Capital Outlay	0	0	0	0	0
Grants, Contributions & Other	0	3,727,400	2,691,900	856,000	(2,871,400)
Total by Object	0	8,854,200	7,408,700	9,894,200	1,040,000

Office of Transportation

FY2020 Approved Budget

Program Statement

The mission of the Department of Transportation is to promote and establish multi-modal transportation networks providing the necessary infrastructure to make Anne Arundel County an economically vibrant community, enhancing the quality of life all citizens.

The Office of Transportation maintains responsibility of multi-modal transportation networks and guides the expansion of transportation system for planning, coordination, development, and management of mobility management strategies for Anne Arundel County.

Serve as point of contact between Modal Administrations of Maryland Department of Transportation (Maryland Port Administration, Maryland Aviation Administration, Maryland Transit Administration, and Maryland State Highway Administration) and the County regarding various projects and programs. Convey and represent County concerns as necessary to these agencies.

Additionally, this department transports older adults around Anne Arundel County through two programs:

Van Program - offers a para-transit service throughout Anne Arundel County for residents 65 and older and individuals 18 and older with disabilities. All transportation is curb-to-curb, not door-to-door. The program provides transportation to Medical appointments, Dialysis Centers, Senior Centers, Nutrition Sites, and General Purpose trips throughout Anne Arundel County. Our service also extends to the major hospitals in Baltimore City. There are approximately 4,100 Senior and Disabled participants signed up in the Transportation program.

Commentary

- The decrease in Personal Services is attributable to contractual pay which is offset by countywide increases to the pay package and benefits.
- The increase in Contractual Services is attributed to vehicle insurance, transportation services and grant funding. It also includes an update to vehicle lease rates.
- Grants and Contributions represents funding which offsets the cost associated with public transportation in the County. The decrease is attributable to changes in federal and state funding.

Office of Transportation

FY2020 Approved Budget

Summary of Budgeted Positions in County Classified Service

Category	Auth FY2018	Approved FY2019	Adjusted FY2019	Budget FY2020	Inc (Dec)
Fund					
General Fund	0.00	8.00	8.00	9.00	1.00
Grant Fund - Transp	0.00	1.00	1.00	0.00	(1.00)
Total by Fund	0.00	9.00	9.00	9.00	0.00
Character					
Office of Transporta	0.00	9.00	9.00	9.00	0.00
Total-Character	0.00	9.00	9.00	9.00	0.00
Barg Unit					
Non-Represented	0.00	6.00	6.00	6.00	0.00
Office Support	0.00	3.00	3.00	3.00	0.00
Total-Barg Unit	0.00	9.00	9.00	9.00	0.00

Performance Measures

Measure	Actual FY2017	Actual FY2018	Estimate FY2019	Estimate FY2020
<u>Office of Transportation</u>				
Demand Response Prgm - Miles T	0	756,139	900,000	1,100,000
Demand Response Prgm - # of Cu	0	5,294	6,500	7,000
Taxi Voucher Prgm - # of Tickets	0	24,332	25,100	27,000
Taxi Voucher Prgm - # of Custom	0	2,160	2,500	2,800
Feasibility Studies	0	2	7	10
Development Reviews	0	231	250	300
SHA Projects	0	4	7	9
Community Outreach Events	0	3	10	12
Bike Facilities	0	5	5	8

- In addition to the positions in the Classified Service shown above, there is one exempt position, Transit Officer.
- In FY20, one employee was transferred from the grant fund, to the general fund.
- A listing of all positions, by department and by job title, is provided at the end of this section.

**Office of Transportation
General Fund**

FY2020 Approved Budget

Personnel Summary - Positions in the County Classified Service

Job Code - Title	Plan	Grade	FY2018 Approved	FY2019 Request	FY2019 Approved	FY2019 Adjusted	FY2020 Budget	Variance
0222 Secretary II	OS	4	0	1	1	1	1	0
0264 Program Manager	NR	19	0	1	1	1	1	0
0912 Planner II	NR	17	0	3	3	3	0	-3
0913 Planner III	NR	18	0	0	0	0	2	2
0914 Senior Planner	NR	19	0	0	0	0	1	1
0921 Planning Administrator	NR	21	0	2	2	2	2	0
4015 Human Services Aide I	OS	7	0	1	1	1	1	0
4016 Human Services Aide II	OS	9	0	1	1	1	1	0
Fund Summary			0	9	9	9	9	0
Department Summary			0	9	9	9	9	0

**Office of Transportation
General Fund**

FY2020 Approved Budget

Personnel Summary - Positions Exempt from the County Classified Service

Job Code - Title	Plan	Grade	FY2018 Approved	FY2019 Request	FY2019 Approved	FY2019 Adjusted	FY2020 Budget	Variance
0123 Transit Officer	E	6	0	1	1	1	1	0
Fund Summary			0	1	1	1	1	0
Department Summary			0	1	1	1	1	0

Board of Education

Mission Statement

It is the mission of Anne Arundel County Public Schools to nurture and educate all of our students to be well-prepared for community engagement, career entry, and college – ultimately empowering them to create a better quality of life for themselves, their communities, and the next generation.

Legal Authority

The Anne Arundel County public school system is a State Agency governed by the Anne Arundel County Board of Education (BOE) acting as the Local Education Authority (LEA) in accordance with State law and the Maryland State Department of Education (MSDE).

While the BOE governs all aspects of the Anne Arundel County public school system, the Board has no authority to levy taxes or issue bonds.

Accomplishments and Objectives

As a separate legal entity, the BOE prepares its own budget document and issues its own audited Comprehensive Annual Financial Report (CAFR). Significant policies and statements relative to performance can be found in these documents and other publications found on the BOE website: <https://www.aacps.org/>

Overview of the All Funds Budget

The “All Funding Sources” budget includes \$45.3 million of restricted grant funds; grant funds represent highly targeted student groups, schools, and/or functions. The \$36.1 million food services fund is also restricted as to its use.

The school system’s All Funds budget increases by \$87.2 million.

FY2020 Approved Budget

Overview of the Unrestricted Budget

The “Unrestricted Funding” budget excludes the restricted grants and food services funds to illustrate the increases in the discretionary education funding provided from State, Federal, Board, and County resources.

- The school system’s Unrestricted Budget increases by \$78.6 million.
- State aid increases by \$30.8 million. This assumes \$13.6 million of Kirwan Commission funds of which \$13.1M is unrestricted and \$0.5M is restricted.
- The County’s appropriation to the BOE, excluding debt service, increases by \$46.2 million. This amount meets the State matching funds requirements known as Maintenance of Effort (MOE), provides full funding for pay packages as proposed by the BOE, contract schools, EEE, mental health, special education, and new teacher positions.
- The BOE and the County worked collaboratively to meet the priorities of the Board.

Board of Education

Overview

Maryland Law requires local governments to adopt a budget for their local school systems using specific categories defined in State law. The budget includes revenues from all State, Federal and Local sources. The categories include:

Administration includes those activities and costs associated with the general regulation, direction, and control of the school system. Administrative expenditures affect the school system as a whole and are not confined to a single school building.

Mid-level Administration incorporates all activities and functions related to the management of the instructional program including school-based administrative positions and costs related, for example, to the office of the principal.

Instructional Salaries and Wages is a subset of instruction and teachers and aides. Instructional program employees funded in this category include media services, guidance and psychological services, instructional staff development, and school department chairpersons. Fringe benefit costs are budgeted separately in the fixed charges category.

Instructional Supplies and Materials includes all supplies and materials used in support of classroom instruction. Supplies and materials for non-instructional staff are funded in each relevant category.

Other Instructional Costs include the ancillary costs associated with contracted items, travel, and other charges as well as equipment used by the instructional staff.

Special Education includes costs associated with programs for children with disabilities. There are many services available for these children, including Intensity I through Intensity VI educational and related services based upon an Individualized Education Program, vision and hearing programs, and speech therapy. Students needing services the school system is unable to provide are sometimes placed in non-public facilities, and that cost is included in this category.

FY2020 Approved Budget

Pupil Services includes the costs of those personnel assigned the task of working with children who demonstrate problems which make them at-risk of dropping out of school.

Pupil Transportation includes the cost of school bus operation and other costs related to the transportation of students to class.

Operation of Plant covers all costs of operating and cleaning the physical facilities of the school system, including heat and electric, water and sewer, trash removal, and general janitorial services.

Plant Maintenance personnel maintain the buildings and grounds owned by the school system; the costs of materials and contracted repair services are funded in this category.

Fixed Charges include the cost of payroll taxes, insurance, and employee fringe benefits for all of the employees. In FY2013, the State mandated shift of pension costs to the local government. In addition, the State Board opinion in 2014 required the full budgeting of all health care revenue.

Community supports annual exhibits of school work, multicultural festivals, community-student performance activities, and hosting international education teams.

Capital Outlay funds the activities related to the cost of directing and managing the acquisition, construction, and renovations of land, buildings, and equipment.

Food Services include the operating expenses for providing meals in the school. The Food Services account stands alone as it is funded by cash sales and Federal and State reimbursement. The Anne Arundel County Board of Education oversees a food services budget and sets rates for the services.

Debt Service includes the cost of interest and the repayment of principal for building school facilities. All counties handle debt for all local Boards of Education in Maryland. As discussed above, effective FY 2013, the appropriation is made on-behalf of the BoE by the County in the Office of Finance.

**Comparative Statement of Expenditures
All Funding Sources**

General Classification of Expenditure	FY2018 Actuals	FY2019 Original	FY2019 Estimate	FY2020 Approved	Inc (Dec) From Orig
Character					
Administration	31,274,987	33,464,100	33,573,200	38,339,200	4,568,500
Mid-Level Administration	67,343,379	71,513,300	71,839,800	73,827,600	2,314,300
Instructional Salaries	394,676,852	415,830,600	416,617,800	455,566,500	39,059,600
Instructional Supplies	38,324,550	27,985,400	30,342,200	28,860,600	2,297,700
Other Instruction	23,892,430	18,250,400	18,997,600	20,031,700	1,778,000
Special Education	132,075,840	138,905,600	138,905,600	151,538,100	12,632,500
Pupil Services	8,167,865	8,943,100	9,009,100	10,387,200	1,244,100
Transportation	56,763,361	58,644,400	58,803,400	64,161,800	5,517,400
Plant Operations	69,661,010	73,304,600	76,763,100	77,376,400	4,071,800
Maintenance of Plant	20,326,190	18,543,900	18,543,900	19,102,100	558,200
Fixed Charges	274,599,426	278,552,300	278,620,300	290,584,500	11,795,900
Community Services	491,153	441,900	621,200	675,800	233,900
Capital Outlay	4,269,137	3,702,300	5,202,300	3,832,000	129,700
Food Services	30,873,499	35,589,600	35,589,600	36,567,200	977,600
Total By Character	1,152,739,679	1,183,671,500	1,193,429,100	1,270,850,700	87,179,200
All Funds Budget Revenues					
State	355,948,342	365,352,700	366,185,100	397,281,700	31,929,000
Federal	59,831,025	63,587,100	67,698,000	68,238,800	4,651,700
Board of Education	61,124,591	54,926,200	59,071,700	58,955,000	4,028,800
Food Services	11,426,332	12,665,000	12,665,000	13,059,400	394,400
Anne Arundel County	681,724,499	687,140,500	687,809,300	733,315,800	46,175,300
Total by Sources	1,170,054,789	1,183,671,500	1,193,429,100	1,270,850,700	87,179,200

**Comparative Statement of Expenditures
Unrestricted Funding Sources**

General Classification of Expenditure	FY2018 Actuals	FY2019 Original	FY2019 Estimate	FY2020 Approved	Inc (Dec) From Orig
Character					
Administration	30,309,927	32,501,700	32,501,700	37,269,300	4,461,000
Mid-Level Administration	66,689,917	70,941,300	70,941,300	72,943,300	2,002,000
Instructional Salaries	384,930,618	406,891,400	406,836,000	445,315,200	37,747,500
Instructional Supplies	37,211,458	27,477,600	27,477,600	26,766,500	711,400
Other Instruction	23,016,824	17,405,200	17,405,200	18,180,000	771,500
Special Education	117,297,197	122,352,700	122,352,700	134,778,100	12,425,400
Pupil Services	7,958,283	8,726,200	8,726,200	10,208,800	1,282,600
Transportation	56,581,612	58,510,700	58,510,700	64,027,400	5,516,700
Plant Operations	69,661,010	73,303,600	76,472,400	77,376,400	4,072,800
Maintenance of Plant	20,326,190	18,543,900	18,543,900	19,102,100	558,200
Fixed Charges	214,213,774	228,931,200	228,931,200	237,537,300	8,369,800
Community Services	84,324	65,400	120,800	128,600	63,200
Capital Outlay	4,269,137	3,702,300	5,202,300	3,832,000	129,700
Food Services	0	0	0	483,200	483,200
Total By Character	1,032,550,271	1,069,353,200	1,074,022,000	1,147,948,200	78,595,000
Unrestricted Revenues					
State	352,964,448	363,057,700	363,057,700	393,862,400	30,804,700
Federal	2,714,964	2,150,000	2,150,000	2,150,000	0
Board of Education	34,191,966	17,005,000	21,005,000	18,620,000	1,615,000
Anne Arundel County	659,224,499	687,140,500	687,809,300	733,315,800	46,175,300
Total by Sources	1,049,095,877	1,069,353,200	1,074,022,000	1,147,948,200	78,595,000

Community College

FY2020 Approved Budget

Mission Statement

With learning as its central mission, Anne Arundel Community College responds to the needs of a diverse community by offering high quality, affordable, and accessible learning opportunities and is accountable to its stakeholders.

Accomplishments and Objectives

As a separate legal entity, the Anne Arundel Community College prepares its own budget document and issues its own audited Comprehensive Annual Financial Report (CAFR). Significant policies and statements relative to performance can be found in these documents and other publications found on the AACC website: <https://www.aacc.edu/>

Significant Changes

- State Aid in FY2020 is expected to increase by \$474,400.
- The County's appropriation to the AACC, excluding debt service, increases by \$3.0 million.
- Tuition rate and fee increases proposed for FY20 are offset by expected enrollment declines, resulting in an overall modest increase of \$57,000.
- The Unrestricted Operating Budget increases by \$1.9 million. This is primarily due to the increase of County funds, offset by decreases in other college funding. The FY2020 budget includes a 3.0% compensation adjustment pool for faculty, staff and adjunct rates.
- The Community College's debt service is \$7.5 million and is paid on behalf of the College by the County. The amount is detailed in the Office of Finance (Non-Departmental) section of this budget.
- The Auxiliary, Enterprise and Restricted Budget decreases by \$1.8 million. These funds are largely related to Federal and State grants and financial aid programs where the college is the fiscal agent.

Comparative Statement of Expenditures

General Classification of Expenditure	FY2018 Actuals	FY2019 Original	FY2019 Estimate	FY2020 Approved	Inc (Dec) From Orig
Instruction	54,316,330	55,869,100	53,616,663	56,418,600	549,500
Academic Support	17,084,419	18,891,800	18,487,728	18,940,400	48,600
Student Services	10,496,870	11,639,000	11,317,874	11,757,600	118,600
Plant Operations	10,356,661	10,804,300	10,573,518	11,024,300	220,000
Institutional Support	17,566,446	18,620,100	18,061,036	19,601,800	981,700
Subtotal Unrestricted	109,820,726	115,824,300	112,056,819	117,742,700	1,918,400
Auxiliary, Enterprise and Restricted	31,630,042	39,556,000	28,378,663	37,718,000	(1,838,000)
Total	141,450,768	155,380,300	140,435,482	155,460,700	80,400
Revenue Sources					
Anne Arundel County	40,287,700	42,387,700	42,387,700	45,387,700	3,000,000
VLT Impact Aid Fund	1,700,000	1,700,000	1,700,000	1,700,000	-
State of Maryland	29,604,084	29,269,600	29,362,486	29,744,000	474,400
Tuition & Fees	37,933,236	38,454,000	37,233,266	38,511,000	57,000
Other College	295,706	4,013,000	1,373,367	2,400,000	(1,613,000)
Subtotal Unrestricted	109,820,726	115,824,300	112,056,819	117,742,700	1,918,400
Auxiliary, Enterprise and Restricted	28,999,758	39,556,000	28,378,663	37,718,000	(1,838,000)
Total	138,820,484	155,380,300	140,435,482	155,460,700	80,400

Public Libraries

Mission Statement

The mission of the Anne Arundel County Public Library is to educate, enrich and inspire.

Major Accomplishments

- Completed strategic planning process, called *Strategy 2020*, involving input from more than 60 community organizations.
- Introduced new job assistance and skill development service for veterans called VetNow.
- Began offering Wi-Fi hotspots to reduce the digital divide across the county.
- Construction officially began in August for the new Annapolis Library. The new 32,500 square foot building is expected to open in Spring 2020.
- Opened temporary Annapolis Library at Monarch Academy, representing first ever public library in a school in the county.
- Opened first ever mall location in Westfield Annapolis.

Key Objectives (Based on Strategy 2020)

- Provide a better collection of library materials and offer better access to all county residents.
- Develop thriving minds across all ages through offering engaging and diverse programming and providing welcoming spaces and places.
- Tailor library services to address residents' needs in the communities we serve.
- Empower all staff to innovate and develop initiatives to meet local needs and demands.
- Leverage community partnerships to "connect it all" for county residents.

Significant Changes.

- Design began on the new Riveria Beach Library. The project is one year behind the Annapolis Library project and expected to open in 2021.

FY2020 Approved Budget

- In an effort to reach new customers, reengage lapsed users and support the needs of the community, the library opened a branch at the Westfield Annapolis Mall. Called Discoveries: The Library at the Mall, it represents a new approach to providing library service. Discoveries has proven extremely popular demonstrating the highest number of customers attending library programs in the system.

Personnel Summary

The Library system has 299.5 full-time equivalent staff.

Program Statements

Education

AACPL is committed to public education for all. Therefore the majority of the system's programs are education-focused including:

- Early Literacy -Getting children ready for school is one of the key goals of the Library. Our early literacy efforts, including the successful 1,000 Books Before Kindergarten program and weekly Every Child Ready to Read classes are helping prepare the county's preschoolers for future academic success.
- STEM Education and Skills Development- The library continues to expand its STEM programming and skills training offerings, which are not only providing education and training to all ages but remain extremely popular among customers.
- Bridging the Summer Learning Gap - Keeping kids reading during the summer is critical to a child's long-term academic achievement. Adults can also benefit from regular reading so we are refocusing our Summer Reading Program, called Summer @ Your Library, to encourage reading among all ages.
- Homework and Research Assistance - Connecting customers with the information they need continues to be in the forefront of the Library's mission. We provide one-on-one help to customers of all ages and skill levels. Staff pride themselves in offering high-quality sources for accurate information.

Public Libraries

Technology and Community Engagement

The Library improves the communities it serves by providing vital resources and services.

- **Technology Resources** - The Library provides critical and life-changing access to technology for county residents every day. Free computer and Wi-Fi usage helps residents find employment, perform academic research and connect with the world around them. The Library also brings the latest technology to customers through Wi-Fi hotspots, virtual reality experiences, 3D printing and SMART tables. The library has also significantly upgraded its technical infrastructure making its IT resources safer than ever.
- **Access to Services** - The Library provides access, for all citizens, to countless government and non-profit services including: free tax preparation, legal advice, job counseling and health care programs. Additionally, the Library is a convener for civil discourse around controversial topics such as immigration and LGBTQ issues.

Recreation and Serving the Most Vulnerable Among Us

Libraries also offer a much-needed entertainment and cultural experiences for the community.

- **Materials** - Books in a variety of formats, magazines and journals, CDs and DVDs continue to be the number one reason why many customers come through library doors. Keeping collections current and in line with the needs of customers is critical. We continue to adjust our collection to provide the formats our customers want including more purchasing of eBooks and eAudiobooks.
- **Support For Families Impacted By Incarceration**- The Library hosted the Open Book Family Reading Club for more than 100 kids and adults at the Ordnance Road Detention Center. With partner support, the library also supplied more than 325 book buddy bags for children visiting the Jennifer and Ordnance Road facilities.

FY2020 Approved Budget

- **Special Events** - The Library hosts countless special events, seminars, movies and concerts each year making it an integral part of the fabric of our community.

	FY 17 Actual	FY 18 Actual	FY 19 Estimated	FY20 Estimate
Visits	2.4 million	2.0 million	2.0 million	1.9 million*
Borrowers	379,990	308,941	308,000	308,000
Check outs	5.2 million	5.3 million	5.4 million	5.5 million
Comp. Sessions	579,872	565,628	*495,000	500,000
Program Attend	215,000	210,729	210,000	195,000**

*Library computers were unavailable for two months due to cyber attack

**Period includes closure of two branches for rebuilding

Comparative Statement of Expenditures

General Classification of Expenditure	Actuals FY2018	Original FY2019	Estimate FY2019	Approved FY2020	Inc (Dec) From Orig
Character					
Public Libraries	24,478,933	26,202,900	25,608,400	28,191,500	1,988,600
Total by Character	24,478,933	26,202,900	25,608,400	28,191,500	1,988,600
Object					
	18,525,785	20,016,800	19,325,300	21,131,300	1,114,500
	1,231,048	1,301,000	1,488,500	1,530,100	229,100
	3,966,228	4,279,000	4,272,400	5,034,000	755,000
	148,060	138,900	138,900	146,500	7,600
	194,812	227,200	143,300	238,800	11,600
	413,000	240,000	240,000	110,800	(129,200)
Total by Object	24,478,933	26,202,900	25,608,400	28,191,500	1,988,600
All Funds Budget Revenues					
General Fund	20,541,500	22,201,400	22,201,400	24,381,800	2,180,400
State Aid	2,251,975	2,350,000	2,350,000	2,431,600	81,600
Laurel Race Trk	60,000	55,000	65,000	50,000	(5,000)
VLT Impact Aid Revenue	550,000	550,000	550,000	550,000	-
Fees, Fines Collections	823,754	813,500	635,900	725,500	(88,000)
Lib Fund Balance	251,704	233,000		52,600	(180,400)
Total	24,478,933	26,202,900	25,802,300	28,191,500	1,988,600

Mission Statement

The Office of Planning and Zoning (OPZ) is responsible for planning and managing the physical growth and development of the County. OPZ performs its planning responsibility by periodically reviewing and updating the General Development Plan and preparing functional master plans and small area plans. OPZ fulfills its growth management role by administering zoning, subdivision and environmental regulations. In partnership with Inspections and Permits, the Office continues to modify and improve the Permit Information Processing System (PIPS) and Subdivision Tracking System (STS) to accommodate changes due to revised and updated subdivision and development regulations. The Office is also playing a major role in the development of the LMCS.

Major Accomplishments

- Worked on Plan 2040 with consultant on the Land Use Market Study.
- Assisted in facilitating the establishment of a Citizens Advisory Committee for the General Development Plan.
- Worked with LMCS consultant to define phasing and staging of integration and implementation.
- Continued participation in the development of the Transportation Functional Master Plan.
- Participated in research and preparation of dozens of bills concerning land use, zoning, planning, schools and adequate public facilities.
- Began to update and standardize historic resource inventory forms to meet the State standards for Inventory documentation.
- Developed a Historic Cemetery's Citizens Guide.
- Completed review of Critical Area maps for inconsistencies.
- Developed residential structure attribution layer and procedure to maintain it.
- Participated in Agriculture, Farming and Agritourism Commission.
- Developed and implemented new program for management of Solar Energy development to encourage better site location and resource conservation.

Key Objectives

- Improve transparency of data availability and all review processes.
- Finalize the update to the GDP for adoption by the County Council.
- Begin Comprehensive Zoning process and pre-planning for the Small Area Plans.
- Finalize update to the Parole Town Center Master Plan and Green Infrastructure Master Plan for adoption by County Council.
- Initiate the Glen Burnie Town Center Master Plan and begin updating the Odenton Town Center Master Plan.
- Conduct detailed planning and research analysis and assessment on dispersed energy and; develop and implement recommendation for continued refinement of management and regulatory processes.
- Interpret and administer Article 18 of the County Code through citizen and applicant interaction; review of special exceptions, conditional uses, variances, administrative re-zoning applications, zoning text changes, administrative zoning line adjustments and coordination with Zoning Hearing Officer and Office of Law.
- Develop and implement Site Development Plan revisions to address non-major development projects as well as Agritourism projects.
- Continue working with the LMCS consultant to ensure success of integration and implementation through stage 1 and preparation for stage 2.
- Integrate Historic Preservation issues more fully within economic development, community revitalization, adaptive reuse and sustainable communities' initiatives.
- Begin review of Subdivision and Zoning Ordinances for text changes.
- Continue to work with OIT to refine Case Manager Application.
- Conduct public meetings on the revised Critical Area Maps and draft legislation for adoption by County Council.

Comparative Statement of Expenditures

General Classifications of Expenditure	Actual FY2018	Original FY2019	Estimate FY2019	Budget FY2020	Inc (Dec) from Orig.
Fund					
General Fund	6,979,726	6,860,800	6,617,800	8,126,800	1,266,000
Grant Fund-Planning & Zoning	8,000	258,500	23,600	59,900	(198,600)
Total by Fund	6,987,726	7,119,300	6,641,400	8,186,700	1,067,400
Character					
Administration	2,555,302	2,472,900	2,138,800	2,980,900	508,000
Zoning Division	1,406,377	1,555,500	1,511,900	1,578,300	22,800
Planning Division	975,503	999,700	1,013,100	1,386,400	386,700
Development	2,050,544	2,091,200	1,977,600	2,241,100	149,900
Total by Character	6,987,726	7,119,300	6,641,400	8,186,700	1,067,400
Object					
Personal Services	6,581,157	6,468,300	6,251,800	7,514,400	1,046,100
Contractual Services	209,433	449,000	185,600	440,500	(8,500)
Supplies & Materials	52,758	54,800	56,000	54,800	0
Business & Travel	6,665	6,300	6,700	22,800	16,500
Capital Outlay	226	600	1,100	11,100	10,500
Grants, Contributions & Other	137,487	140,300	140,200	143,100	2,800
Total by Object	6,987,726	7,119,300	6,641,400	8,186,700	1,067,400

Office of Planning and Zoning

FY2020 Approved Budget

Summary of Budgeted Positions in County Classified Service

Category	Auth FY2018	Approved FY2019	Adjusted FY2019	Budget FY2020	Inc (Dec)
Fund					
General Fund	64.00	60.00	60.00	67.00	7.00
Total by Fund	64.00	60.00	60.00	67.00	7.00
Character					
Administration	44.00	40.00	40.00	18.00	(22.00)
Zoning Division	0.00	0.00	0.00	16.00	16.00
Planning Division	0.00	0.00	0.00	11.00	11.00
Development	20.00	20.00	20.00	22.00	2.00
Total-Character	64.00	60.00	60.00	67.00	7.00
Barg Unit					
Non-Represented	43.00	40.00	40.00	47.00	7.00
Office Support	21.00	20.00	20.00	20.00	0.00
Total-Barg Unit	64.00	60.00	60.00	67.00	7.00

Performance Measures

Measure	Actual FY2017	Actual FY2018	Estimate FY2019	Estimate FY2020
<u>Administration</u>				
Site Development Reviews	206	231	250	245
Volunteer hours - Archeology	2,512	2,568	2,750	2,550
Zoning Cases	325	288	280	320
Archaeological & Historical Sites	34	38	48	35
<u>Development</u>				
Building & Grading Permits	4,000	3,100	3,500	3,200
Subdivision - Commrc/Industrl	110	100	130	110
Subdivision - Residential	160	144	150	140
Subdivision Fees (\$)	\$465,780	\$556,777	\$560,000	\$475,000

- In addition to the above positions, the department contains a Planning & Zoning Officer, two Deputy Director's, and an Executive Management Assistant I, which are exempt from the County Classified service.
- There are 8 new positions in FY20.
- A listing of all positions, by department and by job title, is provided at the end of this section.

**Office of Planning and Zoning
Administration**

FY2020 Approved Budget

Program Statement

The Administration Division provides management control, administration and program direction for the Office of Planning and Zoning.

Research & GIS Section is responsible for providing demographic, geographic, and economic information through the collection, maintenance, and analysis of county data. The Section provides Geographic Information System (GIS) services, including mapping, to the Department, other governmental agencies and the public.

Budget Summary

General Class of Expenditure	Actual FY2018	Original FY2019	Estimate FY2019	Budget FY2020	Inc (Dec) from Orig.
Fund					
General Fund	2,547,302	2,214,400	2,115,200	2,921,000	706,600
Grant Fund-Plannin	8,000	258,500	23,600	59,900	(198,600)
Total by Fund	2,555,302	2,472,900	2,138,800	2,980,900	508,000
Object					
Personal Services	2,265,642	1,938,400	1,874,100	2,525,900	587,500
Contractual Services	92,524	332,500	60,800	231,200	(101,300)
Supplies & Materials	52,758	54,800	55,900	54,800	0
Business & Travel	6,665	6,300	6,700	20,800	14,500
Capital Outlay	226	600	1,100	5,100	4,500
Grants, Contribution	137,487	140,300	140,200	143,100	2,800
Total by Object	2,555,302	2,472,900	2,138,800	2,980,900	508,000

- In FY20, the department transferred 4 business units out of the Administration bureau, and created 2 new bureaus; Planning Davison & Zoning.
- The increase in Personal Services is attributed to countywide increases to the pay package, and four new positions.
- The decrease in Contractual Services is associated transfer of business units out of Administration, and is offset by an increase in management services.
- The increase in Business & Travel is related to an increase in training and membership fees.

Office of Planning and Zoning
Zoning Division

FY2020 Approved Budget

Program Statement

The Zoning Division is a new "Bureau or Division" and is comprised of the Zoning Administration and the Zoning Enforcement Sections.

Zoning Administration Section is responsible for the processing, review, and presentation of zoning applications. Other duties include the research and writing of administrative decisions, the registration of nonconforming uses and the review of zoning certificates of use. Zoning also serves to answer all public inquiries regarding zoning regulations, including telephone inquiries, zoning verification letters, and walk-in customers.

Zoning Enforcement is responsible for conducting inspections to enforce Anne Arundel County's Zoning Ordinance. Zoning Enforcement issues Certificates of Use.

Budget Summary

General Class of Expenditure	Actual FY2018	Original FY2019	Estimate FY2019	Budget FY2020	Inc (Dec) from Orig.
Fund					
General Fund	1,406,377	1,555,500	1,511,900	1,578,300	22,800
Total by Fund	1,406,377	1,555,500	1,511,900	1,578,300	22,800
Object					
Personal Services	1,363,468	1,513,000	1,461,000	1,522,000	9,000
Contractual Services	42,909	42,500	50,800	56,300	13,800
Supplies & Materials	0	0	100	0	0
Total by Object	1,406,377	1,555,500	1,511,900	1,578,300	22,800

- In FY20 the department created a new bureau, the Zoning Division. This bureau is comprised of Zoning & Zoning Enforcement, which were previously under the Administration bureau.
- Personal Services includes countywide increases to the pay package and benefits.

Office of Planning and Zoning
Planning Division

FY2020 Approved Budget

Program Statement

The Planning Division is a new "Bureau or Division" and is comprised of the Long Range Planning and Cultural Resources Sections.

Long Range Planning Section is responsible for updating and revising the County's General Development Plan. The GDP guides the future growth and development in the County, and recommends goals and policies to protect and enhance its natural and cultural resources. This Section is also responsible for managing and updating a number of other plans and special studies.

Cultural Resources Section is responsible for reviewing all development activities that potentially affect archaeological sites, historic structures, cemeteries and scenic and historic roads. The Section also coordinates preservation projects to maintain cultural resources in the County.

Budget Summary

General Class of Expenditure	Actual FY2018	Original FY2019	Estimate FY2019	Budget FY2020	Inc (Dec) from Orig.
Fund					
General Fund	975,503	999,700	1,013,100	1,386,400	386,700
Total by Fund	975,503	999,700	1,013,100	1,386,400	386,700
Object					
Personal Services	901,503	925,700	939,100	1,228,400	302,700
Contractual Services	74,000	74,000	74,000	152,000	78,000
Business & Travel	0	0	0	1,500	1,500
Capital Outlay	0	0	0	4,500	4,500
Total by Object	975,503	999,700	1,013,100	1,386,400	386,700

- In FY20 the department created a new bureau, the Planning Division. The bureau is comprised of Long Range Planning & Cultural Resources, which were previously located under the Administration bureau.
- Personal Services is contains countywide increases to the county pay package, and two new positions.
- Contractual Services includes funding related to the Cultural Arts Foundation which was transferred out of the Recreation & Parks department.

**Office of Planning and Zoning
Development**

FY2020 Approved Budget

Program Statement

The Development Division is responsible for the review and approval of all commercial and residential subdivisions, grading permits, Board of Education projects, Capital Projects, and major projects that support economic development. Additionally, the Development Division is responsible for the review, tracking and decisions on modification requests to the subdivision regulations, as well as modifications for permits being reviewed.

This Division consists of three (3) review Sections:

A Residential Section consisting of planners and clerical staff that review residential projects and the commercial projects that are not being reviewed by the other teams;

A Regional Section consisting of planners and clerical staff that review priority commercial, industrial, mixed use, and economic development projects;

A Critical Area Section consisting of planners and clerical staff which concentrates on strict enforcement and consistent interpretation of existing Critical Area regulations.

These teams work closely with the engineer reviewers in the Department of Inspection and Permits and the Office of Transportation.

Budget Summary

General Class of Expenditure Fund	Actual FY2018	Original FY2019	Estimate FY2019	Budget FY2020	Inc (Dec) from Orig.
General Fund	2,050,544	2,091,200	1,977,600	2,241,100	149,900
Total by Fund	2,050,544	2,091,200	1,977,600	2,241,100	149,900
Object					
Personal Services	2,050,544	2,091,200	1,977,600	2,238,100	146,900
Contractual Services	0	0	0	1,000	1,000
Business & Travel	0	0	0	500	500
Capital Outlay	0	0	0	1,500	1,500
Total by Object	2,050,544	2,091,200	1,977,600	2,241,100	149,900

- The increase in Personal Services is attributable to countywide increases to the pay package and benefits, and two new positions.

**Office of Planning and Zoning
General Fund**

FY2020 Approved Budget

Personnel Summary - Positions in the County Classified Service

Job Code - Title	Plan	Grade	FY2018 Approved	FY2019 Request	FY2019 Approved	FY2019 Adjusted	FY2020 Budget	Variance
0212 Office Support Assistant II	OS	4	3	3	3	3	3	0
0222 Secretary II	OS	4	6	5	5	5	5	0
0223 Secretary III	OS	6	2	2	2	2	2	0
0242 Management Assistant II	NR	17	1	1	1	1	1	0
0264 Program Manager	NR	19	1	1	1	2	2	0
0872 GIS Technician	NR	11	1	1	1	1	1	0
0873 GIS Specialist	NR	15	3	3	3	3	3	0
0901 Planning Technician I	OS	7	1	1	1	1	1	0
0902 Planning Technician II	OS	9	3	3	3	3	3	0
0911 Planner I	NR	15	2	3	3	3	5	2
0912 Planner II	NR	17	14	11	11	11	14	3
0913 Planner III	NR	18	8	7	7	7	7	0
0914 Senior Planner	NR	19	3	4	4	4	6	2
0917 Zoning Inspector	OS	12	6	6	6	6	6	0
0919 Zoning Inspection Supervisor	NR	18	1	1	1	0	0	0
0921 Planning Administrator	NR	21	7	6	6	6	6	0
1181 Assistant Plan & Zoning Officer	NR	22	2	2	2	2	2	0
Fund Summary			64	60	60	60	67	7
Department Summary			64	60	60	60	67	7

**Office of Planning and Zoning
General Fund**

FY2020 Approved Budget

Personnel Summary - Positions Exempt from the County Classified Service

Job Code - Title	Plan	Grade	FY2018 Approved	FY2019 Request	FY2019 Approved	FY2019 Adjusted	FY2020 Budget	Variance
0131 Planning & Zoning Officer	E	7	1	1	1	1	1	0
0153 Exec Management Assistant I	EX	16	0	1	1	1	1	0
0200 Admin Secty To Dpt/Agency Head	E	1	1	0	0	0	0	0
1180 Deputy Planning & Zoning Ofcr	E	5	0	1	1	1	2	1
Fund Summary			2	3	3	3	4	1
Department Summary			2	3	3	3	4	1

Mission Statement

The mission of the Department of Inspections & Permits is to:

- Provide efficient plan review and permit processing of development projects.
- Inspect all building, grading and infrastructure permits to ensure compliance with building codes, laws and regulations and to protect public health and safety and the natural environment.
- Investigate all customer complaints for unauthorized and unpermitted development and construction in critical areas.
- Issue permits and commercial licenses.
- Inspect private storm water facilities as part of the County's storm water management program.

Major Accomplishments

- Continued development of the new Land Management Core System (LCMS). Focus meetings kicked off in November 2018. Design is currently in process to replace PIPS, Blue Vista and a portion of Case Manager. User testing to begin.
- In an effort to provide more efficient and reliable customer service, the Permit Center implemented an expedited building permit review process for new single family detached and attached dwelling units. The new process has resulted in a 10 day process being reduced to two days.
- Continued our Cooperative Agreements with the Chesapeake Bay Trust wherein that agency will administer grant applications related to conserving existing forested tracts utilizing Anne Arundel County forestation fee-in-lieu funds.
- Executed a contract with Chesapeake Conservancy to analyze tree canopy loss in the County.
- Established a work group to improve the transition of private stormwater management systems to HOA's.

- Case Manager was implemented in August 2018 as a replacement for the existing Code Compliance database. The existing system ran on the Mainframe which IT has been working to phase out. Since instituted the app has been used to manage over 2,000 cases for Inspections and Permits, including standard grading plans, vegetation management plans, construction complaints and environmental/grading complaints. It also eliminates duplication of effort by electronically transferring information from 311.

Key Objectives

- Implement the new Land Management Core System (LMCS). User testing to begin January 2020 with an anticipated "Go Live" date in May/June 2020. Successful implementation of the new LCMS program will provide more efficient permit application and approval processes for the public, and to allow for greater levels of transparency.
- Expand expedited review process to include Health Department reviews for projects served by well and septic with a goal of reducing the review times for customers.
- Institute a program to provide fee-in-lieu funds to non-profit environmental groups for Critical Area Buffer restoration projects. These projects would be designed to reduce stormwater runoff, erosion and sedimentation, nutrient reduction, and beautify the 100 foot buffer.
- Develop a traffic study GIS layer for capturing, storing and checking Traffic Impact Study data in relation to intersections to better understand traffic patterns and relationships, mitigation improvements, crash data and operational issues.

Comparative Statement of Expenditures

General Classifications of Expenditure	Actual FY2018	Original FY2019	Estimate FY2019	Budget FY2020	Inc (Dec) from Orig.
Fund					
General Fund	12,206,351	12,710,200	12,288,900	13,672,200	962,000
Watershed Protection & Restor	1,150,194	1,244,700	1,210,300	1,286,300	41,600
Reforestation Fund	2,165,561	5,531,300	5,333,500	3,731,700	(1,799,600)
Total by Fund	15,522,107	19,486,200	18,832,700	18,690,200	(796,000)
Character					
Permits Application	2,956,518	3,118,300	2,929,000	3,360,200	241,900
Inspection Services	12,565,589	16,367,900	15,903,700	15,330,000	(1,037,900)
Total by Character	15,522,107	19,486,200	18,832,700	18,690,200	(796,000)
Object					
Personal Services	13,159,863	13,834,600	13,368,200	14,711,700	877,100
Contractual Services	1,341,355	3,085,200	2,879,800	3,324,800	239,600
Supplies & Materials	115,785	150,800	149,100	152,300	1,500
Business & Travel	5,104	10,600	10,600	20,900	10,300
Capital Outlay	0	0	0	125,500	125,500
Grants, Contributions & Other	900,000	2,405,000	2,425,000	355,000	(2,050,000)
Total by Object	15,522,107	19,486,200	18,832,700	18,690,200	(796,000)

Department of Inspections and Permits

FY2020 Approved Budget

Summary of Budgeted Positions in County Classified Service

Category	Auth FY2018	Approved FY2019	Adjusted FY2019	Budget FY2020	Inc (Dec)
Fund					
General Fund	125.00	125.00	125.00	130.00	5.00
Watershed Protectio	8.00	8.00	8.00	8.00	0.00
Reforestation Fund	6.00	6.00	6.00	6.00	0.00
Total by Fund	139.00	139.00	139.00	144.00	5.00
Character					
Permits Application	38.00	38.00	38.00	38.00	0.00
Inspection Services	101.00	101.00	101.00	106.00	5.00
Total-Character	139.00	139.00	139.00	144.00	5.00
Barg Unit					
Labor/Maintenance	56.00	55.00	55.00	59.00	4.00
Non-Represented	53.00	54.00	54.00	56.00	2.00
Office Support	30.00	30.00	30.00	29.00	(1.00)
Total-Barg Unit	139.00	139.00	139.00	144.00	5.00

- In addition to the above positions, the Department contains a Director of Inspections & Permits and Administrative Secretary that are exempt from the County Classified service.
- Soil Conservation contains:
1 Soil Conservation District Secretary (WPRF); 1 Soil Conservation Office Manager; 4 Soil Conservation Specialist (1 in WPRF); 2 Sr Soil Conservation Specialist; 1 Soil Conservation District Manager.
- Two positions split 50/50 between Reforestation Fund and General Fund.
- In FY20, there are 5 new positions.
- A listing of all positions, by department and by job title, is provided at the end of this section.

Performance Measures

Measure	Actual FY2017	Actual FY2018	Estimate FY2019	Estimate FY2020
<u>Permits Application</u>				
Building Permits	12,561	12,653	12,600	12,600
Electrical Permits	13,452	12,639	12,800	12,800
Grading Permits	425	456	450	450
Mechanical Permits	7,103	6,862	7,200	7,000
Plumbing Permits	11,144	11,304	11,000	11,000
Tank Permits	571	478	500	500
Water/Sewer Permits	1,913	1,923	2,000	1,900
<u>Inspection Services</u>				
Building Inspections	31,151	35,296	35,954	35,868
Electrical Inspections	25,954	19,791	19,811	19,764
Combination Inspections	34,576	31,288	31,429	31,354
Plumbing/Mechanical Inspections	37,190	34,855	35,098	35,014
Grading Inspections	11,063	11,889	12,120	12,150
Infrastructure Inspections	15,457	14,839	15,214	15,025
Building Violations	5,607	7,765	7,909	7,890
Combination Violations	5,878	7,509	7,542	7,524
Plumbing/Mechanical Violations	6,694	6,622	6,668	6,652
Electrical Violations	5,969	4,749	4,754	4,743
Complaint Investigations	376	518	400	400
Building Permit Site Reviews	2,071	2,188	2,319	2,458
Complaint Inspections	1,957	1,997	2,000	2,100
Legal Referrals	52	70	74	80
Forestation File Refunds	295	160	261	300
Forestation File Refunds Amount	545,033	608,448	750,000	800,000
Forestation File Defaults	633	578	1,300	1,800
Forestation File Defaults Amount	511,780	616,120	850,000	900,000

Department of Inspections and Permits
Permits Application

FY2020 Approved Budget

Program Statement

Permit Center

The Permit Center provides management control, administration and program direction for Permit Issuance, Technical Services, Licensing, Building Services Division, and Subdivision and Agreements.

Permit Issuance -The Permit Issuance program is responsible for processing various construction permit applications. This work program acts as custodian of permit records and distributes permit information to local utilities, state agencies and interested property owners.

Technical Services - Technical Services reviews permit applications for building and fire codes, sprinkler systems, and fire alarms and smoke detection as well as commercial hood and duct plans.

Licensing - The Licensing section is responsible for processing all licensing applications as required by the County Code. They also inspect licensees to insure adherence to the code.

Building Inspections Division - The Building Inspections Division is responsible for conducting periodic and required inspections for all construction activity in the County to verify compliance with all adopted building, plumbing, mechanical, electrical, state handicapped, flood plain and energy codes and all other related codes and standards that are administered through the permit process.

Site Review & Agreements - The Site Review and Agreement section is responsible for review of residential and commercial permits. This section issues all grading permits, processes private storm water management agreements and prepares and executes public works agreements.

Budget Summary

General Class of Expenditure	Actual FY2018	Original FY2019	Estimate FY2019	Budget FY2020	Inc (Dec) from Orig.
Fund					
General Fund	2,956,518	3,118,300	2,929,000	3,360,200	241,900
Total by Fund	2,956,518	3,118,300	2,929,000	3,360,200	241,900
Object					
Personal Services	2,888,037	3,040,100	2,851,600	3,123,300	83,200
Contractual Services	28,182	26,500	25,700	54,500	28,000
Supplies & Materials	40,016	50,200	50,200	47,200	(3,000)
Business & Travel	284	1,500	1,500	9,700	8,200
Capital Outlay	0	0	0	125,500	125,500
Total by Object	2,956,518	3,118,300	2,929,000	3,360,200	241,900

- The increase Personal Services is attributable to the countywide increases to the pay package.
- The increase in Contractual Services is attributable to the addition of new vehicles to the lease and replacement program and an update to the vehicle lease rates.
- The increase in Capital Outlay is attributable to the purchase of five new vehicles.

Department of Inspections and Permits

FY2020 Approved Budget

Inspection Services

Program Statement

Site & Development Services - provides management control, administration & program direction for Planning and Engineering, Soil Conservation, Forestry, Code Compliance, WPRP, and Infrastructure and Grading Programs.

Infrastructure & Grading - responsible for the inspections of public works agreements & grading permits. Assure conformance to approved plans, standards & specifications; enforcement of the Critical Area program, floodplains, sediment control & storm water management. Additionally it investigates & resolves complaints related to permitted & non-permitted construction & development activities.

Engineering - responsible for reviewing storm water management & public infrastructure for subdivisions, site development plans, and permits.

Planning - reviews grading permits for single residential lots & residential building permits.

Code Compliance - responsible for inspection & enforcement of non-permitted activities to include land use, construction & environmental protection. Code Compliance inspectors investigate reports of potential violations to determine if code or permit violations exist.

WPRF - created to fulfill obligations associated with the NPDES/MS4 permit to include triennial inspections of storm water management facilities as well as investigation & elimination of illicit discharges.

Soil Conservation - provide for the conservation of soil & water resources as well as the prevention of soil erosion, both urban & agricultural. SCD is primarily funded through a county contribution & is supplemented by the USDA's Natural Resources Conservation Services & the Maryland Department of Agriculture.

Forestry Program - address forestry requirements associated with the Chesapeake Bay Critical Area Act & the Maryland Forest Conservation Act. It is the primary tool for the replanting & reforestation of forest lost to development.

Budget Summary

General Class of Expenditure	Actual FY2018	Original FY2019	Estimate FY2019	Budget FY2020	Inc (Dec) from Orig.
Fund					
General Fund	9,249,833	9,591,900	9,359,900	10,312,000	720,100
Watershed Protectio	1,150,194	1,244,700	1,210,300	1,286,300	41,600
Reforestation Fund	2,165,561	5,531,300	5,333,500	3,731,700	(1,799,600)
Total by Fund	12,565,589	16,367,900	15,903,700	15,330,000	(1,037,900)
Object					
Personal Services	10,271,826	10,794,500	10,516,600	11,588,400	793,900
Contractual Services	1,313,173	3,058,700	2,854,100	3,270,300	211,600
Supplies & Materials	75,769	100,600	98,900	105,100	4,500
Business & Travel	4,820	9,100	9,100	11,200	2,100
Capital Outlay	0	0	0	0	0
Grants, Contribution	900,000	2,405,000	2,425,000	355,000	(2,050,000)
Total by Object	12,565,589	16,367,900	15,903,700	15,330,000	(1,037,900)

- The increase in Personal Services is attributable to countywide increases to the pay package, and five new positions.
- The increase in Contractual Services is related to management services in the Reforestation Fund.
- The decrease in Grants and Contributions is attributed the Reforestation Fund, and planting projects, tree disease, and control services.

**Department of Inspections and Permits
General Fund**

FY2020 Approved Budget

Personnel Summary - Positions in the County Classified Service

Job Code - Title	Plan	Grade	FY2018 Approved	FY2019 Request	FY2019 Approved	FY2019 Adjusted	FY2020 Budget	Variance
0211 Office Support Assistant I	OS	2	3	3	3	3	3	0
0212 Office Support Assistant II	OS	4	8	8	8	8	8	0
0213 Office Support Specialist	OS	6	2	2	2	2	1	-1
0223 Secretary III	OS	6	2	2	2	2	2	0
0224 Management Aide	NR	12	1	1	1	1	2	1
0241 Management Assistant I	NR	15	2	2	2	2	2	0
0245 Senior Management Assistant	NR	19	1	1	1	1	1	0
0264 Program Manager	NR	19	1	1	1	1	1	0
0902 Planning Technician II	OS	9	8	8	8	8	8	0
0912 Planner II	NR	17	1	1	1	1	1	0
0913 Planner III	NR	18	1	1	1	1	1	0
1103 Residential Permit Coordinator	NR	17	1	1	1	1	1	0
1104 Commercial Permit Coordinator	NR	19	1	1	1	1	1	0
1108 Permits Processor I	OS	6	6	6	6	6	6	0
1114 License Inspector	LM	9	2	2	2	2	2	0
1116 Combination Inspector	NR	16	5	5	5	5	6	1
1118 Combination Inspections Suprvr	NR	18	1	1	1	1	1	0
1120 Construction Code Inspector	LM	12	21	21	21	21	21	0
1123 Chief, Building Inspection	NR	19	1	1	1	1	1	0
1132 Electrical Inspections Supervr	NR	17	1	1	1	1	1	0
1140 Code Enforce Administrator	NR	21	1	1	1	1	1	0
1141 Environmental Control Inspectr	LM	12	15	15	15	15	19	4
1142 Envirn Contrl Inspection Supvr	NR	17	3	3	3	3	3	0
1162 Plumbing Inspection Supervisor	NR	17	1	1	1	1	1	0
1167 Chief Of Licensing	NR	19	1	1	1	1	1	0
1169 Project Development Administra	NR	21	1	1	1	1	1	0
1191 Asst Director Inspect & Permit	NR	22	3	3	3	3	3	0
2272 Construction Inspector	LM	12	10	10	10	10	10	0
2275 Construction Inspection Supvsr	NR	17	2	2	2	2	2	0
2312 Traffic Analyst II	LM	12	1	0	0	0	0	0
2341 Engineer I	NR	16	0	1	1	1	1	0
2342 Engineer II	NR	17	5	5	5	5	5	0
2343 Engineer III	NR	18	8	8	8	8	8	0
2344 Senior Engineer	NR	19	2	2	2	2	2	0

**Department of Inspections and Permits
General Fund**

FY2020 Approved Budget

Personnel Summary - Positions in the County Classified Service

Job Code - Title	Plan	Grade	FY2018 Approved	FY2019 Request	FY2019 Approved	FY2019 Adjusted	FY2020 Budget	Variance
2345 Engineer Manager	NR	21	2	2	2	2	2	0
Fund Summary			124	124	124	124	129	5

**Department of Inspections and Permits
Watershed Protection & Restor**

FY2020 Approved Budget

Personnel Summary - Positions in the County Classified Service

Job Code - Title	Plan	Grade	FY2018 Approved	FY2019 Request	FY2019 Approved	FY2019 Adjusted	FY2020 Budget	Variance
1141 Environmental Control Inspectr	LM	12	7	7	7	7	7	0
1142 Envirn Contrl Inspection Supvr	NR	17	1	1	1	1	1	0
Fund Summary			8	8	8	8	8	0

**Department of Inspections and Permits
Reforestation Fund**

FY2020 Approved Budget

Personnel Summary - Positions in the County Classified Service

Job Code - Title	Plan	Grade	FY2018 Approved	FY2019 Request	FY2019 Approved	FY2019 Adjusted	FY2020 Budget	Variance
0213 Office Support Specialist	OS	6	1	1	1	1	1	0
0224 Management Aide	NR	12	1	1	1	1	1	0
0265 Program Specialist I	NR	15	2	2	2	2	2	0
0266 Program Specialist II	NR	17	1	1	1	1	1	0
0912 Planner II	NR	17	1	1	1	1	1	0
1140 Code Enforce Administrator	NR	21	1	1	1	1	1	0
Fund Summary			7	7	7	7	7	0
Department Summary			139	139	139	139	144	5

**Department of Inspections and Permits
General Fund**

FY2020 Approved Budget

Personnel Summary - Positions Exempt from the County Classified Service

Job Code - Title	Plan	Grade	FY2018 Approved	FY2019 Request	FY2019 Approved	FY2019 Adjusted	FY2020 Budget	Variance
0132 Director Inspections & Permits	E	7	1	1	1	1	1	0
0200 Admin Secty To Dpt/Agency Head	E	1	1	1	1	1	1	0
8703 Soil Conservation Office Mangr	ES	3	1	1	1	1	1	0
8704 Soil Conservation Specialist	ES	4	3	3	3	3	3	0
8705 Sr Soil Conservation Specialst	ES	5	2	2	2	2	2	0
8706 Soil Conservation District Mgr	ES	6	1	1	1	1	1	0
Fund Summary			9	9	9	9	9	0

**Department of Inspections and Permits
Watershed Protection & Restor**

FY2020 Approved Budget

Personnel Summary - Positions Exempt from the County Classified Service

Job Code - Title	Plan	Grade	FY2018 Approved	FY2019 Request	FY2019 Approved	FY2019 Adjusted	FY2020 Budget	Variance
8702 Soil Conservation District Sec	ES	2	1	1	1	1	1	0
8704 Soil Conservation Specialist	ES	4	1	1	1	1	1	0
Fund Summary			2	2	2	2	2	0
Department Summary			11	11	11	11	11	0

Department of Public Works

FY2020 Approved Budget

Mission Statement

- Provide safe drinking water in public-service areas.
- Manage the collection and processing of wastewater in public-service areas.
- Manage collection, processing, and recycling of solid waste.
- Design and construct public works, including roads, bridges, governmental buildings and plants.
- Maintain and restore county roads and bridges.
- Restore county waterways.
- Administer the County's MS-4 Stormwater Permit.

Major Accomplishments

- Outsourced operation of the Millersville Landfill and Resource Recovery Facility's expanded yard waste composting area to increase the amount of yard waste recycled at the facility and lower annual processing costs by more than \$500,000.
- Launched a new outreach campaign to "Recycle Right"; working to ensure that residents only put acceptable recyclable materials in recycling carts, containers, and bins.
- Expanded offerings under the recycling cart program to include 35 gallon and 90 gallon recycling carts to complement the 65 gallon carts and make recycling easier for customer households.
- Completed the closure and capping of Millersville Landfill Cell 8 which served the County from 1992-2017.
- Managed Bayfront Clean-up program for County waterfront communities affected by storms affected by the opening of Conowingo Dam flood gates and collected over 300 tons of debris.
- Completed 59 miles of road rehabilitation, including preventative maintenance seal treatments, HMA resurfacing, full reconstruction, permanent patching, and crack sealing.
- Completed ADA compliance upgrades on approximately 356 curb ramps.

- Swept in excess of 3,000 curb miles, collecting over 360 tons of debris for enhanced street cleanliness and reduced pollutant entry into the Chesapeake Bay.
- Awarded over \$670,000 in grants for water quality restoration projects.
- Leveraged over \$860,000 in private restoration funds as part of the most recent restoration grant solicitation and awarded a second Full Delivery of Water Quality Improvements contract.
- Completed the Cox Creek WRF ENR upgrade and reduced total nitrogen to compliant level.
- All six water reclamation facilities are exceeding performance levels associated with Enhanced Nutrient Removal for Total Nitrogen and Total Phosphorus and are supplementing deficits in stormwater credits.
- Commissioned a Septic Task Force to develop recommendations for converting private septic tanks to County sewer.
- Utility Operations managed the County's 311 after-hours calls.
- Completed construction of the Police Academy-Phase 1, Lake Shore Fire Station, Rutland Road Fish Passage, Harmons Dorsey, and South Glen Burnie Fire Station expansions, Discovery Village Boat Ramp, Bell Branch Park Turf Fields, Catherine Avenue Widening, Patuxent WRF Expansion, and South Shore Trail-Phase 1.
- Launched public facing Snow Tracker.

Key Objectives

- Initiate a pilot food scrap drop-off program at the Central Recycling Center and transfer collected organic material to a nearby Tier 2 composting facility.
- Initiate construction of Millersville Landfill Subcell 9.2; the second waste disposal area within Cell 9.
- Implement Asset Work Order Management Program (AWOM).
- Complete construction of Police CID Facility, Central Holding & Processing at Jennifer Road Detention Center, Galesville Fire Station, and Eisenhower Golf Course Rehabilitation.

Comparative Statement of Expenditures

General Classifications of Expenditure	Actual FY2018	Original FY2019	Estimate FY2019	Budget FY2020	Inc (Dec) from Orig.
Fund					
General Fund	35,745,382	34,158,000	37,750,900	34,786,000	628,000
Developer Street Light CP	485,703	0	0	0	0
Piney Orchard WWS Fund	925,110	1,200,000	1,100,000	1,100,000	(100,000)
Water & Wstwtr Operating Fund	103,119,997	112,137,300	112,137,100	118,743,900	6,606,600
Water & Wstwtr Sinking Fund	56,859,834	61,325,600	61,087,700	65,267,700	3,942,100
Waste Collection Fund	53,024,004	56,085,800	55,704,400	60,135,900	4,050,100
Solid Waste Assurance Fund	0	0	0	0	0
Watershed Protection & Restor	14,844,410	17,560,200	17,082,800	20,976,200	3,416,000
Total by Fund	265,004,439	282,466,900	284,862,900	301,009,700	18,542,800
Character					
Director's Office	568,186	598,100	599,300	631,500	33,400
Bureau of Engineering	9,299,063	10,331,400	10,069,200	10,187,900	(143,500)
Bureau of Highways	34,571,677	32,645,300	36,436,800	33,353,800	708,500
Water & Wstwtr Operations	82,574,713	89,347,600	90,298,600	93,565,900	4,218,300
Water & Wstwtr Finance & Admi	17,987,103	19,863,800	19,045,500	22,388,900	2,525,100
Water & Wstwtr Debt Service	56,859,834	61,325,600	61,087,700	65,267,700	3,942,100
Other DPW Funds	1,410,813	1,200,000	1,100,000	1,100,000	(100,000)
Waste Mgmt. Services	53,024,004	56,085,800	55,704,400	60,135,900	4,050,100
Watershed Protection & Restor	8,709,048	11,069,300	10,521,400	14,378,100	3,308,800
Total by Character	265,004,439	282,466,900	284,862,900	301,009,700	18,542,800
Object					
Personal Services	67,631,098	69,457,400	71,521,900	73,775,700	4,318,300
Contractual Services	82,301,932	85,011,700	86,373,000	90,782,500	5,770,800
Supplies & Materials	12,813,812	12,232,800	12,751,900	12,890,100	657,300
Business & Travel	304,189	401,200	350,100	388,100	(13,100)
Capital Outlay	6,418,545	6,584,400	6,142,600	6,067,400	(517,000)
Debt Service	64,219,820	70,246,500	70,008,600	75,857,900	5,611,400
Grants, Contributions & Other	31,315,043	38,532,900	37,714,800	41,248,000	2,715,100
Total by Object	265,004,439	282,466,900	284,862,900	301,009,700	18,542,800

Department of Public Works

FY2020 Approved Budget

Summary of Budgeted Positions in County Classified Service

Category	Auth FY2018	Approved FY2019	Adjusted FY2019	Budget FY2020	Inc (Dec)
Fund					
General Fund	240.00	240.00	240.00	243.00	3.00
Water & Wstwtr Op	380.00	380.00	380.00	380.00	0.00
Waste Collection Fu	90.00	90.00	90.00	90.00	0.00
Watershed Protectio	45.00	45.00	45.00	45.00	0.00
Total by Fund	755.00	755.00	755.00	758.00	3.00
Character					
Director's Office	1.00	1.00	1.00	1.00	0.00
Bureau of Engineeri	83.00	83.00	83.00	83.00	0.00
Bureau of Highways	198.00	198.00	198.00	201.00	3.00
Water & Wstwtr Op	341.00	341.00	341.00	340.00	(1.00)
Water & Wstwtr Fin	20.00	20.00	20.00	21.00	1.00
Waste Mgmt. Servic	90.00	90.00	90.00	90.00	0.00
Watershed Protectio	22.00	22.00	22.00	22.00	0.00
Total-Character	755.00	755.00	755.00	758.00	3.00
Barg Unit					
Labor/Maintenance	462.00	461.00	461.00	463.00	2.00
Non-Represented	245.00	247.00	247.00	249.00	2.00
Office Support	48.00	47.00	47.00	46.00	(1.00)
Total-Barg Unit	755.00	755.00	755.00	758.00	3.00

Performance Measures

Measure	Actual FY2017	Actual FY2018	Estimate FY2019	Estimate FY2020
<u>Bureau of Highways</u>				
Customer requests (roads)	10,100	9,674	10,000	10,200
Miles of roadway (centerline)	1,803	1,808	1,812	1,815
Right of way permits (individual)	1,616	1,677	1,750	1,850
Right of way permits (maintenanc	11,495	10,340	12,000	12,000
Signals - service requests	850	1,022	1,200	1,200
<u>Water & Wstwtr Operations</u>				
Calls received to dispatch unit (util	65,658	65,000	65,500	66,600
Preventive Maint Work Orders (uti	9,946	10,433	10,900	11,400
Corrective Maint Work Orders (util	19,535	21,266	22,997	23,731
Millions of gallons of water produc	12,186	12,200	12,300	12,350
Millions of gallons of water purcha	97	30	3	3
Millions of gallons of wastewater t	10,533	10,476	13,095	10,500
<u>Waste Mgmt. Services</u>				
Customers at curbside	159,840	161,825	163,765	165,779
% trash of waste stream	57%	58%	59%	59%
Curbside recycling rate	43%	42%	41%	41%

- In addition to the positions in the Classified Service shown above, there are two exempt positions including the Director and an Administrative Secretary to the Department Head.
- There are 3 new positions in FY2020.

**Department of Public Works
Director's Office**

FY2020 Approved Budget

Program Statement

The Director's Office provides policy guidance and direction to the entire Public Works organization which includes the bureaus of Engineering, Highways, Water & Wastewater Operations, and Waste Management Services.

Budget Summary

General Class of Expenditure	Actual FY2018	Original FY2019	Estimate FY2019	Budget FY2020	Inc (Dec) from Orig.
Fund					
General Fund	568,186	598,100	599,300	631,500	33,400
Total by Fund	568,186	598,100	599,300	631,500	33,400
Object					
Personal Services	551,583	579,000	579,000	612,500	33,500
Contractual Services	6,684	6,900	6,800	7,100	200
Supplies & Materials	5,011	6,500	6,500	6,400	(100)
Business & Travel	4,908	5,700	7,000	5,500	(200)
Total by Object	568,186	598,100	599,300	631,500	33,400

- The increase in Personal Services is attributable to countywide increases to the pay package and benefits.

Department of Public Works
Bureau of Engineering

FY2020 Approved Budget

Program Statement

Capital Improvement Program – provides management of all the County’s capital projects including in-house and consultant engineering expertise.

Development Review – conducts water and sewer capacity analyses for proposed development as well as fire flow testing.

Administration – provides for operating budget preparation/monitoring, capital improvement program budget preparation, and all clerical/support activities.

Inspections – provides quality control for the Capital Improvement Program.

Right of Way – acquires real property essential for projects in the Capital Improvement Program as well as all other real property acquisition needs.

Survey – performs surveys of County properties, infrastructure and/or interests for all departments and agencies within the framework of county government.

Utilities Strategic Planning – engineering activities within the Planning Section that are attributed to water and sewer strategic planning.

Utility Mapping/GIS – creates and updates 40-scale operating maps, manages and deploys database sets necessary to support the DPW.

Computer Infrastructure Management System (CIMS), the CountyView application, and water and sewer models.

Watershed Restoration and Protection - provides management of the County's capital improvement projects associated with storm water.

Budget Summary

General Class of Expenditure	Actual FY2018	Original FY2019	Estimate FY2019	Budget FY2020	Inc (Dec) from Orig.
Fund					
General Fund	5,431,028	5,904,300	5,752,900	5,932,600	28,300
Water & Wstwtr Op	2,558,181	2,925,900	2,793,000	2,789,100	(136,800)
Watershed Protectio	1,309,854	1,501,200	1,523,300	1,466,200	(35,000)
Total by Fund	9,299,063	10,331,400	10,069,200	10,187,900	(143,500)
Object					
Personal Services	9,011,706	9,717,400	9,476,400	9,813,100	95,700
Contractual Services	204,063	482,800	476,600	243,600	(239,200)
Supplies & Materials	71,866	109,800	100,100	109,800	0
Business & Travel	11,027	20,600	15,400	20,600	0
Capital Outlay	400	800	700	800	0
Total by Object	9,299,063	10,331,400	10,069,200	10,187,900	(143,500)

- The increase in Personal Services is attributable to countywide increases to the pay package and benefits.
- The decrease in Contractual Services is due to the removal of FY2019 one-time funding for consultant services to update Standard Details, Standard Specifications for the Anne Arundel County Design Manual which serve as the baseline for the design and construction of public infrastructure executed by both private developers and the County Capital Improvement Program.

**Department of Public Works
Bureau of Highways**

FY2020 Approved Budget

Program Statement

Highway Administration – plans, designs, administers and provides budgetary oversight of all activities related to road and drainage maintenance within County rights of way, and all programs within the bureau.

Pavement Maintenance – manages the inventory, inspection and program development for maintenance of the County’s highway infrastructure. Performs, through management of both contractual and County forces, various patching, sealing, surfacing and road construction activities.

Roadside Maintenance – maintains drainage, safety, appearance, shoulders, mowing, trimming, cutting or removing vegetation to eliminate safety hazards and control impediments to visibility, road sweeping, and litter pickup. Also repairs and upgrades guardrail, concrete curb, and sidewalk.

Storm Water Maintenance – manages the inventory, inspection and program development for maintenance of the County’s storm drain/storm water infrastructure. Activities to include pipe cleaning and repair, machine cleaning drainage structures, and ditch cleaning by hand and machine.

Other Programs – manage snow and ice control operations, streetlights, County participation in State gypsy moth control, right of way management (space permit program), weeded lots, and work for others.

Support Services – performs regular maintenance and minor repairs, paints and services equipment, and maintains road districts buildings and grounds.

Traffic Engineering – provides technical analysis of the County’s road network, evaluating the need for new signals through traffic counts, and the resolution of neighborhood traffic control problems.

Traffic Maintenance – manufactures and installs all street name and traffic signs, and maintains all pavement markings and traffic signals.

Budget Summary

General Class of Expenditure	Actual FY2018	Original FY2019	Estimate FY2019	Budget FY2020	Inc (Dec) from Orig.
Fund					
General Fund	29,746,169	27,655,600	31,398,700	28,221,900	566,300
Watershed Protectio	4,825,508	4,989,700	5,038,100	5,131,900	142,200
Total by Fund	34,571,677	32,645,300	36,436,800	33,353,800	708,500
Object					
Personal Services	15,499,810	15,659,000	16,530,300	16,480,100	821,100
Contractual Services	14,313,625	12,907,900	15,092,200	12,826,000	(81,900)
Supplies & Materials	2,524,298	1,711,000	2,530,600	1,729,900	18,900
Business & Travel	16,008	40,900	36,800	32,300	(8,600)
Capital Outlay	2,217,937	2,326,500	2,246,900	2,285,500	(41,000)
Total by Object	34,571,677	32,645,300	36,436,800	33,353,800	708,500

- The increase in Personal Services is attributable to countywide increases to the pay package and benefits, as well as three new positions.
- Included in Contractual Services is \$5.7 million for electricity and other costs related to the operation and maintenance of streetlights. Also included is approximately \$2.4 million for the operation and maintenance of the fleet and approximately \$2.7 million in Watershed Protection and Restoration Fund contractual expenditures. The decrease in this category is attributable to the lower estimated cost of the Street Light electricity.
- The decrease in Capital Outlay is due to \$41,000 less one-time funding in heavy equipment replacement.
- FY19 estimate is higher than FY20 budget due to approximately \$3.5 million of costs incurred for snow removal in FY19.

Department of Public Works
Water & Wstwtr Operations

FY2020 Approved Budget

Program Statement

Utility Operations Administration – manages the overall bureau and plans, designs, and administers the various operational divisions.

Wastewater Operations Division – operates and maintains 7 water reclamation facilities and 257 sewage pumping stations, manages the Bio-Solids Program and the Pretreatment Program.

Infrastructure Division – maintains 1,463 miles of sanitary sewer system infrastructure and 1,400 miles of water distribution system infrastructure, 1000+ valves (sanitary sewer system) and more than 200,000 water/sewer service connections countywide.

Water Operations – operates and maintains 120 production, distribution, and storage facilities throughout the entire county. This includes 12 water treatment plants, 4 self-contained wells, 55 production wells, 19 booster pump stations, and 30 elevated or ground storage tanks. Also maintains over 1,400 miles of water mains, 20,000+ valves, and 13,000+ fire hydrants.

Technical Support Division – comprised of several programs including Meter Services, Line Marking, Emergency Services, and the Bureau’s 24/7/365 Dispatch/Control Center Operations.

Central Maintenance – provides mechanical and electrical repair and maintenance of over 350 utility facilities throughout the County. Manages and programs all facility process control equipment, including SCADA (Supervisor Control Data Acquisition) System Operations and maintenance, which monitors the status of the Bureau’s Dispatch/Control Center Operations.

Budget Summary

General Class of Expenditure	Actual FY2018	Original FY2019	Estimate FY2019	Budget FY2020	Inc (Dec) from Orig.
Fund					
Water & Wstwtr Op	82,574,713	89,347,600	90,298,600	93,565,900	4,218,300
Total by Fund	82,574,713	89,347,600	90,298,600	93,565,900	4,218,300
Object					
Personal Services	31,056,137	31,554,800	32,563,400	34,016,700	2,461,900
Contractual Services	27,712,857	28,654,200	28,735,900	31,765,500	3,111,300
Supplies & Materials	9,322,903	9,388,500	9,249,800	10,096,400	707,900
Business & Travel	225,315	273,400	236,600	274,500	1,100
Capital Outlay	2,217,102	1,732,400	1,768,600	1,612,200	(120,200)
Grants, Contribution	12,040,400	17,744,300	17,744,300	15,800,600	(1,943,700)
Total by Object	82,574,713	89,347,600	90,298,600	93,565,900	4,218,300

- The increase in Personal Services is attributable to countywide increases to the pay package and benefits.
- The bulk of the \$32 million in Contractual Services consists of items such as \$8.7 million in electricity, \$10.9 million in sludge disposal and \$2.3 million in vehicle related expenses, \$2.4 million in road permanent patch and \$0.14 million for water purchases from Baltimore City. The increase is mainly attributable to \$1.3 million increase in sludge removal, \$0.76 million increase in road permanent patch and \$0.4 million increase in electricity cost.
- The Supplies & Materials consists of items such as \$4.7 million in chemicals associated with water & wastewater treatment and \$2.5 million in equipment repair parts.
- Decrease in Capital Outlay is attributable to a one-time \$0.12 million funding for replacing aging equipment in FY2019.
- Grants and Contributions object includes contribution to the Self-Insurance Fund and PayGo funding to the Capital Improvement Program.

Department of Public Works
Water & Wstwtr Finance & Admin

FY2020 Approved Budget

Program Statement

Financial Services – provides overall financial management of the department’s many activities including: budget preparation and administration, financial planning and reporting, fiscal analysis, allocation administration, utility front foot assessment calculations, petition administration and pretreatment billing/permitting, and grants administration.

Personnel – manages departmental administrative policy and procedures as well as administers all human resource related matters, including liaison with the County Office of Personnel. This program is the focal point for labor relations, conducting Step II grievance hearings and acting as a conduit for the department with Step III and Step IV grievance hearings.

Customer Service – deals with customer service issues at the department level and develops mechanisms to inform and educate the public about the department’s programs and services. The receptionist handles or directs all incoming calls to the switchboard, as well as greets and directs visitors to the department. Customer Relations staff handle review of requests for exception or adjustment to utility and landfill billing. The unit works with Engineering to ensure community outreach on capital projects. Also, the unit produces brochures, newsletters, notices, and utilizes the department web site to educate and inform the public.

Budget Summary

General Class of Expenditure	Actual FY2018	Original FY2019	Estimate FY2019	Budget FY2020	Inc (Dec) from Orig.
Fund					
Water & Wstwtr Op	17,987,103	19,863,800	19,045,500	22,388,900	2,525,100
Total by Fund	17,987,103	19,863,800	19,045,500	22,388,900	2,525,100
Object					
Personal Services	1,937,304	2,048,400	2,049,800	2,236,400	188,000
Contractual Services	3,560,375	3,251,400	2,919,900	3,978,900	727,500
Supplies & Materials	124,016	125,400	125,200	125,400	0
Business & Travel	10,485	4,600	5,600	4,200	(400)
Capital Outlay	14,923	9,000	35,000	9,000	0
Grants, Contribution	12,340,000	14,425,000	13,910,000	16,035,000	1,610,000
Total by Object	17,987,103	19,863,800	19,045,500	22,388,900	2,525,100

- The increase in Personal Services is attributable to countywide increases to the pay package and benefits.
- In addition to consultant services to provide studies such as utility rates and capital facility rates, the largest part of Contractual Services is related to the purchase of approximately \$3.6 million of sewer services from other jurisdictions which increased by \$750,000 in FY2020.
- Grants and Contributions object contains a \$15.5 million contribution to the General Fund (i.e. Pro-rata share). Pro-rata share increase is mainly attributable to the increase in County's OPEB funding.

Department of Public Works
Water & Wstwtr Debt Service

FY2020 Approved Budget

Program Statement

The Utility Debt Service Fund accounts for the accumulation of resources for, and the payment of, long-term debt principal and interest incurred for the construction of water and wastewater facilities. Debt is retired primarily through dedicated revenues from water and wastewater assessments and capital connection charges.

Budget Summary

General Class of Expenditure	Actual FY2018	Original FY2019	Estimate FY2019	Budget FY2020	Inc (Dec) from Orig.
Fund					
Water & Wstwtr Sin	56,859,834	61,325,600	61,087,700	65,267,700	3,942,100
Total by Fund	56,859,834	61,325,600	61,087,700	65,267,700	3,942,100
Object					
Contractual Services	11,431	210,000	210,000	180,000	(30,000)
Debt Service	56,318,403	60,585,600	60,347,700	64,557,700	3,972,100
Grants, Contribution	530,000	530,000	530,000	530,000	0
Total by Object	56,859,834	61,325,600	61,087,700	65,267,700	3,942,100

- The increase in Debt Service is attributable to the increased level of capital activity in recent years, combined with increased activity in the near term.
- The Grants, Contributions line reflects the contribution to the General Fund for its share of indirect expenses incurred on behalf of the Utility Debt Service Fund (i.e., Pro-rata share).

Department of Public Works

FY2020 Approved Budget

Other DPW Funds

Program Statement

The Developer Streetlight Special Revenue Fund accounts for the installation of streetlights through developer contributions.

The Piney Orchard Wastewater Service Fund accounts for the allocation of net operating revenues between the developer who built and operates the Piney Orchard wastewater plant and the County Department of Public Works.

Budget Summary

General Class of Expenditure	Actual FY2018	Original FY2019	Estimate FY2019	Budget FY2020	Inc (Dec) from Orig.
Fund					
Developer Street Lig	485,703	0	0	0	0
Piney Orchard WWS	925,110	1,200,000	1,100,000	1,100,000	(100,000)
Total by Fund	1,410,813	1,200,000	1,100,000	1,100,000	(100,000)
Object					
Contractual Services	925,110	1,200,000	1,100,000	1,100,000	(100,000)
Grants, Contribution	485,703	0	0	0	0
Total by Object	1,410,813	1,200,000	1,100,000	1,100,000	(100,000)

- Developer Streetlight Fund - Developers pay for installation and any associated repair and electrical costs for a two-year period after which the fixture reverts to the County. Starting FY2015 the Developer Street Light Fund activities is handled in the Capital Improvement Program (CIP).
- Piney Orchard WWS Fund - The County handles billings and collections for this fund and retains an administrative fee for the service.

Department of Public Works
Waste Mgmt. Services

FY2020 Approved Budget

Program Statement

Administration – executes the entire operating budget which includes all aspects of waste reduction, waste collection and disposal, marketing and recycling. Public facilities requiring operation and maintenance include: three recycling centers, two closed landfills, one active landfill and a landfill gas-to-electricity facility. Private facilities requiring contract oversight are a solid waste transfer station, yard waste composting facility and one recycling acceptance facility. Strategic plans and initiatives are developed to preserve valuable landfill disposal capacity and promote waste reduction, reuse, and recycling.

Alternative Disposal – captures the cost of transferring residential solid waste to an out-of-county disposal facility to prolong the life of the Millersville landfill.

Equipment Maintenance – maintains approximately 300 pieces of rolling and fixed stock valued at \$13 million, the majority of which is specialized for trash and recyclable material handling, transportation, recycling, or disposal.

Landfills – maintains the three County landfills: Glen Burnie Landfill which was closed in 1980; Sudley Landfill which was closed in 1993; Millersville Landfill which is the County’s active landfill. The program has five main responsibilities – receiving materials from customers, providing recycling and resource recovery opportunities, environmental monitoring, caring for closed landfills, and selling electricity produced using landfill gas.

Community Services – includes four main responsibilities:

- Bulk Metal Collection: curbside collection of appliances and other metal items.
- Community Cleanup: provides dumpsters in neighborhoods.
- Curbside Collection: administers day-to-day operations for curbside collection of residential recyclables, yard waste, and trash.
- Recycling Centers: provide three locations in Glen Burnie, Severn, and Deale, for County residents to bring their recyclables and trash.

Recycling and Waste Reduction – preserves valuable, finite landfill space and insures we exceed the state-mandated recycling rate, as well as meet a self-imposed residential recycling target of at least 50%.

Budget Summary

General Class of Expenditure	Actual FY2018	Original FY2019	Estimate FY2019	Budget FY2020	Inc (Dec) from Orig.
Fund					
Waste Collection Fu	53,024,004	56,085,800	55,704,400	60,135,900	4,050,100
Solid Waste Assuran	0	0	0	0	0
Total by Fund	53,024,004	56,085,800	55,704,400	60,135,900	4,050,100
Object					
Personal Services	7,419,182	7,591,800	7,973,200	8,219,700	627,900
Contractual Services	34,151,695	35,147,700	35,225,300	37,604,500	2,456,800
Supplies & Materials	732,840	828,000	710,100	758,600	(69,400)
Business & Travel	19,834	29,100	25,600	24,000	(5,100)
Capital Outlay	1,965,565	2,505,700	2,089,800	2,149,900	(355,800)
Debt Service	3,483,047	4,149,900	4,149,900	4,372,100	222,200
Grants, Contribution	5,251,840	5,833,600	5,530,500	7,007,100	1,173,500
Total by Object	53,024,004	56,085,800	55,704,400	60,135,900	4,050,100

- The increase in Personal Services is attributable to countywide increases to the pay package and benefits.
- At \$25.6 million, curbside trash, yard waste and recycling collection are the majority of this budget’s Contractual Services. An additional \$5.7 million pays for solid waste diversion from disposal at the County landfill. The \$2.4 million increase in Contractual Service is mainly attributable to the \$0.8 million increase in trash collection contracts and \$1.0 million increase in waste diversion through Annapolis Junction Transfer Station to maximize the life of the County Landfill.
- Grants, Contributions includes Pro-rata shares contributions (\$3.2 million), a \$1.5 million dollar contribution to the Solid Waste Assurance Fund, PayGo for CIP projects, Self Insurance Fund contributions, and the Unanticipated Needs account.

Department of Public Works
Watershed Protection & Restor

FY2020 Approved Budget

Program Statement

This program supports compliance with the requirements of the County's National Pollutant Discharge Elimination System (NPDES) Municipal Separate Storm Sewer System (MS4) Permit, Chesapeake Bay Total Maximum Daily Load (TMDL) and local watershed Total Maximum Daily Load, as well as stormwater watershed implementation plans.

Administration and Finance – administers all aspects of the program and dedicated revenue fund. Develops and executes annual operating budget to support the program; tracks expenditures and revenues collected; maintains rate model to ensure fund balance and rate stabilization; administers Stormwater Fee credit, rebate and grant programs; investigates fee appeals; reviews and approves hardship requests, facilitates public education and outreach efforts in support of permit requirements.

Environmental Restoration Capital Improvement Program – provides management of the County's capital improvement projects associated with stormwater including natural infrastructure stabilization and storm drain infrastructure rehabilitation to comply with MS-4 NPDES Permit which requires a 20 percent reduction in effective impervious area, and Watershed Implementation Plan which requires adherence to the Bay TMDL Pollutant Diet.

MS-4 NPDES Permit Administration - administers all aspects of the County's compliance with its regulatory obligations including: annual reporting to MDE; watershed condition assessments; stream assessments; illicit discharge detection; water quality monitoring; bio-monitoring; and oversight and coordination of other agency management programs such as the Stormwater Management Ordinance administered by the Office of Planning and Zoning and the Erosion and Sediment Control Program administered by Department of Inspections and Permits.

Modeling and Analysis – core resource for technical support associated with stormwater fee assessment and documentation of progress toward meeting TMDL and load and waste load allocations assigned to the County by the State. This section develops restoration plans that are executed through the CIP, maintains impervious area database, classifies billing accounts, and performs ERU calculations.

Budget Summary

General Class of Expenditure Fund	Actual FY2018	Original FY2019	Estimate FY2019	Budget FY2020	Inc (Dec) from Orig.
Watershed Protectio	8,709,048	11,069,300	10,521,400	14,378,100	3,308,800
Total by Fund	8,709,048	11,069,300	10,521,400	14,378,100	3,308,800
Object					
Personal Services	2,155,377	2,307,000	2,349,800	2,397,200	90,200
Contractual Services	1,416,092	3,150,800	2,606,300	3,076,900	(73,900)
Supplies & Materials	32,879	63,600	29,600	63,600	0
Business & Travel	16,612	26,900	23,100	27,000	100
Capital Outlay	2,618	10,000	1,600	10,000	0
Debt Service	4,418,370	5,511,000	5,511,000	6,928,100	1,417,100
Grants, Contribution	667,100	0	0	1,875,300	1,875,300
Total by Object	8,709,048	11,069,300	10,521,400	14,378,100	3,308,800

- The increase in Personal Services is attributable to countywide increases to the pay package and benefits.
- Contractual Services include National Pollutant Discharge Elimination System (NPDES) permit program funding of \$3.0 million which is flat at FY2019 funding.
- FY2020 Grants, Contribution includes contribution to the General Fund (\$1.8 Million) and Utility Fund as an Indirect Cost (i.e., Pro-rata share). The pro rata share calculation relies upon the annual cost allocation report prepared in conformance with OMB Circular A-87 by the Office of Finance. In FY2019, Pro-rata share had not been charged to the WPRF.
- \$6.9 million Debt Service is to pay debt service for funding storm water related capital projects.

**Department of Public Works
General Fund**

FY2020 Approved Budget

Personnel Summary - Positions in the County Classified Service

Job Code - Title	Plan	Grade	FY2018 Approved	FY2019 Request	FY2019 Approved	FY2019 Adjusted	FY2020 Budget	Variance
0212 Office Support Assistant II	OS	4	3	3	3	3	3	0
0213 Office Support Specialist	OS	6	2	2	2	2	2	0
0222 Secretary II	OS	4	4	4	4	4	4	0
0223 Secretary III	OS	6	4	4	4	4	4	0
0224 Management Aide	NR	12	0	1	1	1	1	0
0241 Management Assistant I	NR	15	3	3	3	3	3	0
0242 Management Assistant II	NR	17	1	1	1	1	1	0
0261 Deputy Director, Public Works	NR	24	2	2	2	2	2	0
0264 Program Manager	NR	19	3	3	3	3	3	0
0266 Program Specialist II	NR	17	2	2	2	2	2	0
0463 Financial Clerk II	NR	11	2	2	2	2	2	0
0541 Title Abstractor	NR	9	1	1	1	1	1	0
0551 Property Acquisition Agent	NR	15	3	3	3	3	3	0
0571 Chief, Rights-Of-Way	NR	19	1	1	1	1	1	0
0872 GIS Technician	NR	11	9	9	9	9	9	0
0873 GIS Specialist	NR	15	3	3	3	3	3	0
1105 Space Permits Facilitator	OS	7	1	0	0	0	0	0
2001 Equipment Operator I	LM	6	36	36	36	36	34	-2
2002 Equipment Operator II	LM	7	20	20	20	20	20	0
2003 Equipment Operator III	LM	9	1	1	1	1	3	2
2004 Senior Equipment Operator	LM	10	3	3	3	3	3	0
2006 Vacuum/Rodder Operator	LM	8	2	2	2	2	2	0
2022 Automotive Mechanic II	LM	9	5	5	5	5	5	0
2061 Automotive Maintenance Manager	NR	16	1	1	1	1	1	0
2205 Survey Technician	NR	14	1	1	1	1	1	0
2210 Survey Field Technician	LM	8	3	3	3	3	3	0
2211 Survey Crew Chief	NR	14	4	4	4	4	4	0
2212 Assistant Chief, Surveys	NR	16	2	2	2	2	2	0
2221 Chief, Surveys	NR	19	1	1	1	1	1	0
2270 Quality Control Inspector	NR	16	1	1	1	1	1	0
2272 Construction Inspector	LM	12	4	4	4	4	6	2
2275 Construction Inspection Supvsr	NR	17	1	1	1	1	1	0
2311 Traffic Analyst I	LM	10	3	3	3	3	3	0
2312 Traffic Analyst II	LM	12	1	1	1	1	1	0

**Department of Public Works
General Fund**

FY2020 Approved Budget

Personnel Summary - Positions in the County Classified Service

Job Code - Title	Plan	Grade	FY2018 Approved	FY2019 Request	FY2019 Approved	FY2019 Adjusted	FY2020 Budget	Variance
2333 Assistant Director Public Work	NR	24	1	1	1	1	1	0
2343 Engineer III	NR	18	8	8	8	8	8	0
2344 Senior Engineer	NR	19	8	8	8	8	8	0
2345 Engineer Manager	NR	21	4	4	4	4	4	0
2346 Engineer Administrator	NR	22	2	2	2	2	2	0
2401 Mason	LM	7	3	3	3	3	3	0
2411 Maintenance Worker I	LM	3	11	11	11	11	11	0
2412 Maintenance Worker II	LM	5	34	34	34	34	33	-1
2414 Traffic Maintenance Tech	LM	8	0	0	0	0	1	1
2418 Roads Maintenance Crew Leader	LM	10	7	7	7	7	7	0
2419 Roads Maintenance Supervisor	NR	14	11	11	11	11	12	1
2420 Roads Maintenance Mgmt Admin	NR	17	1	1	1	1	1	0
2431 Sign Fabricator	LM	10	2	2	2	2	2	0
2432 Sign Fabrication Supervisor	NR	15	1	1	1	1	1	0
2441 Traffic Signal Technician	LM	11	3	3	3	3	3	0
2442 Sr Traffic Signal Technician	NR	16	1	1	1	1	1	0
2455 Road Operations Supervisor	NR	16	4	4	4	4	4	0
2462 Urban Roads Superintendent	NR	19	4	4	4	4	4	0
2465 Asst Chief, Road Operations	NR	20	1	0	0	0	0	0
2471 Chief, Road Operations	NR	22	1	1	1	1	1	0
2472 Asst Chief, Bureau of Highways	NR	21	0	1	1	1	1	0
Fund Summary			240	240	240	240	243	3

**Department of Public Works
Water & Wstwtr Operating Fund**

FY2020 Approved Budget

Personnel Summary - Positions in the County Classified Service

Job Code - Title	Plan	Grade	FY2018 Approved	FY2019 Request	FY2019 Approved	FY2019 Adjusted	FY2020 Budget	Variance
0211 Office Support Assistant I	OS	2	1	1	1	1	1	0
0212 Office Support Assistant II	OS	4	13	13	13	13	13	0
0213 Office Support Specialist	OS	6	4	4	4	4	4	0
0222 Secretary II	OS	4	2	2	2	2	1	-1
0223 Secretary III	OS	6	3	3	3	3	3	0
0224 Management Aide	NR	12	5	5	5	5	5	0
0241 Management Assistant I	NR	15	3	2	2	2	2	0
0242 Management Assistant II	NR	17	8	10	10	10	9	-1
0243 Sr Info Syst Support Specialis	NR	15	1	1	1	1	1	0
0244 Info System Support Specialist	NR	14	1	1	1	1	1	0
0246 Senior Budget Mgmt Analyst	NR	21	1	1	1	1	1	0
0255 Public Services Dispatcher	LM	7	7	7	7	7	7	0
0256 Manager PW Personnel Admin	NR	20	1	1	1	1	1	0
0261 Deputy Director, Public Works	NR	24	1	1	1	1	1	0
0263 Emergency Services Manager	NR	18	1	1	1	1	2	1
0264 Program Manager	NR	19	5	5	5	5	5	0
0265 Program Specialist I	NR	15	7	7	7	7	7	0
0266 Program Specialist II	NR	17	2	2	2	2	3	1
0296 Manager PW Customer Relations	NR	17	1	1	1	1	1	0
0361 Systems Programmer I	NR	17	2	1	1	1	1	0
0362 Systems Programmer II	NR	19	0	1	1	1	1	0
0404 Meter Technician I	LM	4	7	9	9	4	4	0
0405 Meter Technician II	LM	6	7	5	5	9	9	0
0406 Meter Technician III	LM	7	0	0	0	1	1	0
0416 Meter Services Manager	NR	18	1	1	1	1	1	0
0422 Utility Assessments Technician	OS	9	1	1	1	1	1	0
0425 Financial Analyst	NR	16	1	0	0	0	0	0
0711 Storekeeper I	LM	4	1	1	1	1	1	0
0716 Warehouse Manager	NR	14	1	1	1	1	1	0
0873 GIS Specialist	NR	15	2	2	2	2	2	0
2002 Equipment Operator II	LM	7	1	1	1	1	1	0
2003 Equipment Operator III	LM	9	10	10	10	10	10	0
2004 Senior Equipment Operator	LM	10	1	1	1	1	1	0
2022 Automotive Mechanic II	LM	9	1	1	1	1	1	0

**Department of Public Works
Water & Wstwtr Operating Fund**

FY2020 Approved Budget

Personnel Summary - Positions in the County Classified Service

Job Code - Title	Plan	Grade	FY2018 Approved	FY2019 Request	FY2019 Approved	FY2019 Adjusted	FY2020 Budget	Variance
2023 Automotive Mechanic III	LM	11	0	0	0	0	1	1
2061 Automotive Maintenance Manager	NR	16	1	1	1	1	1	0
2252 Laboratory Technician	LM	10	5	4	4	4	4	0
2255 Chemist	NR	17	1	1	1	1	1	0
2272 Construction Inspector	LM	12	3	3	3	3	3	0
2275 Construction Inspection Supvsr	NR	17	1	1	1	1	1	0
2342 Engineer II	NR	17	2	2	2	2	2	0
2343 Engineer III	NR	18	6	6	6	6	6	0
2344 Senior Engineer	NR	19	8	8	8	8	8	0
2345 Engineer Manager	NR	21	3	3	3	3	3	0
2346 Engineer Administrator	NR	22	1	1	1	1	1	0
2381 Utility Systems Technician I	LM	6	5	5	5	5	5	0
2382 Utility Systems Technician II	LM	8	8	8	8	8	8	0
2383 Utility Systems Technician III	LM	10	3	3	3	3	3	0
2386 Util Emergency Response Tech	LM	9	7	7	7	7	7	0
2412 Maintenance Worker II	LM	5	1	1	1	1	1	0
2577 Utilities Team Manager	NR	19	12	12	12	12	12	0
2580 Technical Support Prog Admin	NR	20	2	3	3	3	3	0
2583 Util Operations Administrator	NR	22	5	5	5	5	5	0
2607 Utilities Support Worker I	LM	6	5	5	5	5	5	0
2608 Utilities Support Worker II	LM	7	36	36	36	36	36	0
2610 Utilities Special Crew Leader	LM	9	7	7	7	7	7	0
2611 Utilities Maintenance Crew Ldr	LM	8	14	14	14	14	14	0
2612 Utilities Repair Crew Leader	LM	11	10	10	10	10	10	0
2615 Utilities Maint & Repair Suprv	NR	16	2	2	2	2	2	0
2621 Utility Lines Superintendent	NR	18	4	4	4	4	4	0
2623 Utilities Line Marking Tech	LM	7	4	4	4	4	4	0
2628 Electrical Technician II	FW	2	7	5	8	8	5	-3
2629 Electrical Technician III	FW	3	6	8	5	5	8	3
2630 Senior Electrical Technician	FW	4	2	2	2	2	2	0
2638 Instrumentation Technician II	FW	2	4	4	4	4	4	0
2639 Instrumentation Technician III	FW	3	3	3	3	3	3	0
2640 Senior Instrumentation Technician	FW	4	1	1	1	1	1	0
2642 Util Electrical Coordinator	NR	18	1	1	1	1	1	0

**Department of Public Works
Water & Wstwtr Operating Fund**

FY2020 Approved Budget

Personnel Summary - Positions in the County Classified Service

Job Code - Title	Plan	Grade	FY2018 Approved	FY2019 Request	FY2019 Approved	FY2019 Adjusted	FY2020 Budget	Variance
2647 Mechanical Technician I	FW	1	2	2	2	2	2	0
2648 Mechanical Technician II	FW	2	18	17	17	17	16	-1
2650 Senior Mechanical Technician	FW	3	2	3	3	3	3	0
2658 Generator Technician II	FW	2	2	1	1	0	0	0
2659 Generator Technician III	FW	3	3	4	4	5	5	0
2671 Util Mechanical Mainten Supt	NR	19	1	1	1	1	1	0
2681 Water/Wastewater Sys Tech I	FW	1	17	15	15	13	14	1
2682 Water/Wastewater Sys Tech II	FW	2	50	52	52	52	51	-1
2683 Water/Wastewater Sys Tech III	FW	3	2	2	2	4	4	0
Fund Summary			380	380	380	380	380	0

**Department of Public Works
Waste Collection Fund**

FY2020 Approved Budget

Personnel Summary - Positions in the County Classified Service

Job Code - Title	Plan	Grade	FY2018 Approved	FY2019 Request	FY2019 Approved	FY2019 Adjusted	FY2020 Budget	Variance
0212 Office Support Assistant II	OS	4	6	6	6	6	6	0
0213 Office Support Specialist	OS	6	1	1	1	1	1	0
0223 Secretary III	OS	6	1	1	1	1	1	0
0224 Management Aide	NR	12	1	1	1	1	1	0
0242 Management Assistant II	NR	17	1	1	1	1	1	0
0261 Deputy Director, Public Works	NR	24	1	1	1	1	1	0
0265 Program Specialist I	NR	15	5	5	5	5	5	0
0712 Storekeeper II	LM	6	1	1	1	1	1	0
2002 Equipment Operator II	LM	7	9	9	9	9	9	0
2003 Equipment Operator III	LM	9	5	5	5	5	5	0
2004 Senior Equipment Operator	LM	10	8	8	8	8	8	0
2021 Automotive Mechanic I	LM	7	1	1	1	1	1	0
2022 Automotive Mechanic II	LM	9	1	1	1	1	1	0
2023 Automotive Mechanic III	LM	11	1	1	1	0	0	0
2032 Welder	LM	10	1	1	1	1	1	0
2342 Engineer II	NR	17	1	1	1	1	1	0
2411 Maintenance Worker I	LM	3	10	10	10	10	10	0
2412 Maintenance Worker II	LM	5	12	12	12	12	12	0
2481 Solid Waste Collection Inspect	LM	8	6	6	6	6	6	0
2483 Environmental Technician	LM	10	2	2	2	2	2	0
2485 Solid Waste ScaleHouse Operatr	LM	5	3	3	3	3	3	0
2486 Solid Waste Supervisor	NR	15	3	3	3	3	3	0
2487 Landfill Manager	NR	19	1	1	1	1	1	0
2491 Solid Waste Disposal&Maint Mgr	NR	21	1	1	1	1	1	0
2492 Solid Waste Community Svcs Mgr	NR	20	1	1	1	1	1	0
2494 Solid Waste Operations Admin	NR	22	1	1	1	1	1	0
2495 Solid Waste Crew Supervisor	NR	14	3	3	3	3	3	0
2496 Solid Waste Equip Maint Superv	NR	16	1	1	1	1	1	0
2497 Scale House Supervisor	NR	15	1	1	1	1	1	0
2498 Solid Waste Recycling Manager	NR	20	1	1	1	1	1	0
2499 Solid Waste Mechanic	LM	12	0	0	0	1	1	0
Fund Summary			90	90	90	90	90	0

**Department of Public Works
Watershed Protection & Restor**

FY2020 Approved Budget

Personnel Summary - Positions in the County Classified Service

Job Code - Title	Plan	Grade	FY2018 Approved	FY2019 Request	FY2019 Approved	FY2019 Adjusted	FY2020 Budget	Variance
0212 Office Support Assistant II	OS	4	1	1	1	1	1	0
0213 Office Support Specialist	OS	6	1	1	1	1	1	0
0224 Management Aide	NR	12	0	0	0	1	1	0
0241 Management Assistant I	NR	15	1	1	1	1	1	0
0242 Management Assistant II	NR	17	1	1	1	1	1	0
0264 Program Manager	NR	19	1	1	1	1	1	0
0265 Program Specialist I	NR	15	2	2	2	2	2	0
0266 Program Specialist II	NR	17	4	4	4	4	4	0
0463 Financial Clerk II	NR	11	1	1	1	0	0	0
0873 GIS Specialist	NR	15	5	5	5	5	5	0
0912 Planner II	NR	17	1	1	1	1	1	0
0914 Senior Planner	NR	19	1	1	1	1	1	0
0921 Planning Administrator	NR	21	1	1	1	1	1	0
2006 Vacuum/Rodder Operator	LM	8	2	2	2	2	2	0
2256 Water Quality Compliance Spec	NR	18	1	1	1	1	1	0
2275 Construction Inspection Supvsr	NR	17	2	2	2	2	2	0
2342 Engineer II	NR	17	1	0	0	0	0	0
2343 Engineer III	NR	18	10	11	11	11	11	0
2344 Senior Engineer	NR	19	5	5	5	5	5	0
2345 Engineer Manager	NR	21	3	3	3	3	3	0
2346 Engineer Administrator	NR	22	1	1	1	1	1	0
Fund Summary			45	45	45	45	45	0
Department Summary			755	755	755	755	758	3

**Department of Public Works
General Fund**

FY2020 Approved Budget

Personnel Summary - Positions Exempt from the County Classified Service

Job Code - Title	Plan	Grade	FY2018 Approved	FY2019 Request	FY2019 Approved	FY2019 Adjusted	FY2020 Budget	Variance
0110 Director of Public Works	E	8	1	1	1	1	1	0
0200 Admin Secty To Dpt/Agency Head	E	1	1	1	1	1	1	0
Fund Summary			2	2	2	2	2	0
Department Summary			2	2	2	2	2	0

Mission Statement

The mission of the Department of Aging and Disabilities is to:

- Improve the quality of life of our citizens by providing options and resources to older adults and adults with disabilities to enable them to live independent and meaningful lives.
- Enhance navigation of nutrition, transportation, education, socialization, affordable housing, and other supportive services that meet individualized needs.
- Coordinate long-term care support to promote a healthy independent life in the community.
- Streamline human services support through a single point of access.
- Enrich the lives of active, older adults through programs offered through senior activity centers.
- Ensure compliance with the Americans with Disabilities Act. Advocate and protect individual rights that are self-directed.

Major Accomplishments

- Created and implemented a new Critical Case Management Program to address non-emergent high-utilizers of 9-1-1 to support the Fire Department and the most critical cases in Anne Arundel County.
- Secured and implemented the Hospital 2 Home (H2H) grant funded program to provide case management and resource coordination services to individuals residing in Housing Commission of Anne Arundel County (HCACC) buildings.
- Achieved a national award and recognition for our development of patient-centered tool called MY STORY used by staff in assisted living homes and hospital community settings to increase seamless care.
- Developed and implemented the SHOP N' EAT program to uniquely serve the nutritional needs and education of older adults, which received a national award for innovation.
- Continue the multi-year/multi-phase ADA Self-Evaluation to improve the accessibility of all of County government.
- Transitioned Brooklyn Park Senior Center members and began construction of the expansion to be completed summer 2019.

Key Objective(s)

- Provide accessible entry points to services rendered at the Department of Aging and Disabilities to improve the efficiencies of both provision and utilization of supports offered to the constituents of Anne Arundel County.
- Provide innovative, expanded services that address the unique needs of the changing demographics of older adults in Anne Arundel County.
- Creation of a strategic plan to both improve and provide measure to mission effectiveness.
- Evaluate and leverage innovative private sector partnerships to best position the departments' strengths and bring greater resource to the community.
- Provide physical and operational improvements to the seven senior activity centers with highlight to innovative, intergenerational, and member driven services.
- Increase awareness and visibility of the Department of Aging and Disabilities as the primary resource for information and guidance on services for seniors, adults with disabilities, their caregivers and veterans.

Significant Changes

- Procurement of a licensed professional to provide ADA evaluation of 132 county buildings and infrastructures to create an ADA transition plan for county government.
- Collaboration and development of an RFP to fulfill the department need to secure a software platform that satisfies identified efficiencies from the 2017 workflow analysis.
- Continue to diversify service and program offering to include multi-generational supports to all older adults, individuals with disabilities, caregivers, and anyone interested in planning for their future.
- Development of a transportation resource to address barriers within the population service group, through mobility management and travel training.
- Expand services, resources, education, and outreach to critical areas in both the southern and western portions of the county.

Comparative Statement of Expenditures

General Classifications of Expenditure	Actual FY2018	Original FY2019	Estimate FY2019	Budget FY2020	Inc (Dec) from Orig.
Fund					
General Fund	7,503,001	8,163,500	8,106,300	8,630,500	467,000
Grant Fund-Dept of Aging	3,388,250	3,314,500	3,463,700	3,578,600	264,100
Total by Fund	10,891,251	11,478,000	11,570,000	12,209,100	731,100
Character					
Direction/Administration	1,257,301	1,407,000	1,407,000	1,477,900	70,900
ADA	192,614	206,900	206,900	624,800	417,900
Transportation	0	0	0	0	0
Senior Centers	3,606,746	3,712,200	3,498,800	3,665,200	(47,000)
Aging & Disability Resource Ct	2,460,477	2,806,400	2,485,500	2,781,700	(24,700)
Volunteers & Employment	0	0	0	0	0
Long Term Care	3,374,113	3,345,500	3,971,800	3,659,500	314,000
Total by Character	10,891,251	11,478,000	11,570,000	12,209,100	731,100
Object					
Personal Services	7,180,446	7,912,600	7,302,700	8,097,900	185,300
Contractual Services	1,866,221	1,924,100	3,152,400	2,246,300	322,200
Supplies & Materials	1,568,150	1,352,300	824,900	1,559,900	207,600
Business & Travel	50,266	59,100	63,200	76,600	17,500
Capital Outlay	2,669	6,300	3,200	4,800	(1,500)
Grants, Contributions & Other	223,500	223,600	223,600	223,600	0
Total by Object	10,891,251	11,478,000	11,570,000	12,209,100	731,100

Department of Aging and Disabilities

FY2020 Approved Budget

Summary of Budgeted Positions in County Classified Service

Category	Auth FY2018	Approved FY2019	Adjusted FY2019	Budget FY2020	Inc (Dec)
Fund					
General Fund	54.75	56.00	56.00	56.00	0.00
Grant Fund-Dept of	3.25	2.00	2.00	2.00	0.00
Total by Fund	58.00	58.00	58.00	58.00	0.00
Character					
Direction/Administra	7.00	6.00	6.00	6.00	0.00
ADA	2.00	2.00	2.00	3.00	1.00
Senior Centers	20.00	21.00	21.00	20.00	(1.00)
Aging & Disability R	15.75	16.00	16.00	15.00	(1.00)
Long Term Care	13.25	13.00	13.00	14.00	1.00
Total-Character	58.00	58.00	58.00	58.00	0.00
Barg Unit					
Non-Represented	41.00	42.00	42.00	42.00	0.00
Office Support	17.00	16.00	16.00	16.00	0.00
Total-Barg Unit	58.00	58.00	58.00	58.00	0.00

- In addition to the above positions, the department contains a Director of Aging & Disabilities, Deputy Director of Aging & Disabilities and an Administrative Secretary that are exempt from the County Classified service.
- A listing of all positions, by department and by job title, is provided at the end of this section.

Performance Measures

Measure	Actual FY2017	Actual FY2018	Estimate FY2019	Estimate FY2020
<u>Direction/Administration</u>				
Meal participants (Unduplicated)	2,672	2,432	2,068	1,950
Meals served in Nutrition Prgm	168,362	162,432	133,226	155,000
Van Riders (Unduplicated)	4,100	4,100	0	0
Handy Cab participants (Unduplic)	2,500	2,500	0	0
Senior Activity Cntr participants	14,405	14,446	14,869	14,869
Participants in Senior Center Plus	25	28	26	39
Unannounced Insp/Invest. in ALFs	155	158	158	269
Older Adult Waiver Appl-Nrs Hms	312	360	364	330
Ombudsman cases	374	380	445	495
Foster Grandparent Volunteers	49	0	0	0

Department of Aging and Disabilities
Direction/Administration

FY2020 Approved Budget

Program Statement

The Administrative Bureau provides overall direction to the Department of Aging and Disabilities.

The role of the administrative bureau is to provide leadership, planning, guidance and direction for all programming & staffing to achieve the goals of the Administration.

Budget Summary

General Class of Expenditure	Actual FY2018	Original FY2019	Estimate FY2019	Budget FY2020	Inc (Dec) from Orig.
Fund					
General Fund	1,257,301	1,407,000	1,407,000	1,477,900	70,900
Total by Fund	1,257,301	1,407,000	1,407,000	1,477,900	70,900
Object					
Personal Services	910,148	1,027,200	1,027,200	1,097,700	70,500
Contractual Services	75,451	90,900	90,900	83,600	(7,300)
Supplies & Materials	44,632	55,600	55,600	61,700	6,100
Business & Travel	3,571	8,600	8,600	9,800	1,200
Capital Outlay	0	1,100	1,100	1,500	400
Grants, Contribution	223,500	223,600	223,600	223,600	0
Total by Object	1,257,301	1,407,000	1,407,000	1,477,900	70,900

- The increase in Personal Services is attributable to countywide increases to the pay package and benefits.
- Decrease in Contractual Services is attributable to decrease in Phone Services.
- Increase in Supplies & Materials is attributable to increase in Printing and Other Supplies & Materials.
- Increase in Business & Travel is attributable to increase in Membership Fees and Dues.
- Increase in Capital Outlay is attributable to increase in Furniture & Fixtures.

Department of Aging and Disabilities
ADA

FY2020 Approved Budget

Program Statement

This program ensures that all county government programs, services, activities, facilities, buildings, and employment practices are in compliance with Title II of the Americans with Disabilities Act, as mandated by the U.S. Department of Justice. The program serves as a resource for county government and the public for ADA issues. The ADA Coordinator mediates disability compliance issues within county government and in the public service industry. The ADA Coordinator is also responsible for completing a county wide self-evaluation, with the development and implementation of a transition plan to ensure compliance with the law. The ADA Coordinator serves as the Ex-Officio of the Commission on Disability Issues (CODI) and is the liaison to the County Executive for commission issues, disability policy, and legislation pertaining to disability issues. Additionally, this bureau includes critical case management in partnership with healthcare providers and first responders in Anne Arundel County.

Budget Summary

General Class of Expenditure	Actual FY2018	Original FY2019	Estimate FY2019	Budget FY2020	Inc (Dec) from Orig.
Fund					
General Fund	192,614	206,900	206,900	622,800	415,900
Grant Fund-Dept of	0	0	0	2,000	2,000
Total by Fund	192,614	206,900	206,900	624,800	417,900
Object					
Personal Services	181,091	191,100	191,100	307,000	115,900
Contractual Services	6,779	7,100	8,800	310,000	302,900
Supplies & Materials	4,362	7,800	6,500	6,900	(900)
Business & Travel	382	900	500	900	0
Capital Outlay	0	0	0	0	0
Total by Object	192,614	206,900	206,900	624,800	417,900

- The increase in Personal Services is attributable to countywide increases to the pay package and one position is being transferred into this bureau.
- Increase in Contractual Services is attributable to increase in Professional Services.
- Decrease in Supplies & Materials is attributable to decrease in program supply cost.

Department of Aging and Disabilities
Senior Centers

FY2020 Approved Budget

Program Statement

There are seven multi-purpose senior activity centers serving active seniors 55 years of age and older. The goal is to improve the quality of life of older persons and help them maintain a vital, healthy and productive lifestyle and enabling them to live independently. Activities include health promotion, educational programs, computer workshops and physical fitness courses. Many classes are offered in conjunction with Anne Arundel Community College. Opportunities for socialization and leisure are provided in order to combat social isolation and loneliness; we serve as a focal point in the community providing information and support services for persons of any age who need senior services. Senior activity centers pride themselves on excellent customer service.

The Nutrition Program is responsible for providing adults over the age of 60 with a combination of nutrition and health promotion services designed to sustain the senior population in positive nutrition status, remain healthy and live independently in the community. Meals provided are hot lunches, cold breakfasts, emergency shelf stable meals for inclement weather conditions, home delivered meals, Shop N' Eat coupons and farmer's market coupons.

In addition to meals, the program provides socialization, consumer information, health and nutrition education, and nutrition counseling. Many volunteer opportunities are available for individuals in the nutrition program.

All older adults over the age of 60 regardless of income are provided the opportunity to receive meals for a voluntary, donation.

Budget Summary

General Class of Expenditure	Actual FY2018	Original FY2019	Estimate FY2019	Budget FY2020	Inc (Dec) from Orig.
Fund					
General Fund	2,356,724	2,559,400	2,559,300	2,380,100	(179,300)
Grant Fund-Dept of	1,250,021	1,152,800	939,500	1,285,100	132,300
Total by Fund	3,606,746	3,712,200	3,498,800	3,665,200	(47,000)
Object					
Personal Services	2,052,382	2,143,900	2,022,900	2,077,000	(66,900)
Contractual Services	362,444	472,600	922,900	373,100	(99,500)
Supplies & Materials	1,176,667	1,076,000	539,700	1,191,700	115,700
Business & Travel	13,770	14,500	11,200	20,100	5,600
Capital Outlay	1,483	5,200	2,100	3,300	(1,900)
Total by Object	3,606,746	3,712,200	3,498,800	3,665,200	(47,000)

- The decrease in Personal Services is attributable to countywide increases to the pay package offset by one position is being transferred out this bureau.
- Decrease in Contractual Services is attributable to decrease in grant funds.
- Increase in Supplies & Materials is attributable to increase in meals program cost.
- Increase in Business & Travel is attributable to increase in Training Seminars and Courses.
- Decrease in Capital Outlay is attributable to decrease in Furniture & Fixtures.

Department of Aging and Disabilities
Aging & Disability Resource Ct

FY2020 Approved Budget

Program Statement

The Older Americans Act provides for the establishment and maintenance of information and referral services in each planning and service area. In furtherance of this Federal law and with State law requiring a Single Point of Entry called a Maryland Access Point (MAP), the Aging and Disability Resource Center (ADRC) Bureau provides seamless access to services and resources for older adults, people with disabilities, family caregivers and anyone interested in planning for their future. ADRCs are the highly visible and trusted gateway into a No Wrong Door system, where people of all incomes can turn for reliable information and coordination of services.

Services provided by the ADRC Bureau include:

Options counseling to assist individuals to identify supports and resources to provide maximum quality of life and independence as they age.

Eligibility screening and assistance with applying for benefit programs, as well as counseling to help navigate Medicare options.

Outreach and public education, as well as individual options counseling to participants at senior centers, nutrition sites, senior housing complexes and other designated locations.

Increased access to quality assisted living options, and advocacy for the rights of residents of assisted living and nursing facilities.

Educational workshops, support groups, and respite care referral, as well as financial assistance for respite care and other supplemental needs to assist family caregivers and grandparents raising grandchildren.

Guardianship services for those residents of Anne Arundel County whom the court determines are unable to make their own medical decisions and who do not have a family member able to assume the role of guardian of person.

All services are available to the public through a customer service center utilizing a person-centered approach to help individuals and families access the resources they need for optimal quality of life and independence as they age.

Budget Summary

General Class of Expenditure	Actual FY2018	Original FY2019	Estimate FY2019	Budget FY2020	Inc (Dec) from Orig.
Fund					
General Fund	1,659,316	1,818,300	1,809,500	1,940,500	122,200
Grant Fund-Dept of	801,161	988,100	676,000	841,200	(146,900)
Total by Fund	2,460,477	2,806,400	2,485,500	2,781,700	(24,700)
Object					
Personal Services	2,102,191	2,463,600	2,123,800	2,463,900	300
Contractual Services	232,314	242,900	279,200	223,700	(19,200)
Supplies & Materials	111,212	88,700	59,500	75,100	(13,600)
Business & Travel	14,760	11,200	23,000	19,000	7,800
Capital Outlay	0	0	0	0	0
Total by Object	2,460,477	2,806,400	2,485,500	2,781,700	(24,700)

- The increase in Personal Services is attributable to countywide increases to the pay package and benefits, offset by turnover.
- Decrease in Contractual Services is attributed to decrease in Professional Services.
- The decrease in Supplies & Materials is attributed to decreased grant funding.
- Increase in Business & Travel is attributable to increase in mileage.

Department of Aging and Disabilities

FY2020 Approved Budget

Long Term Care

Program Statement

The Long Term Care Bureau has seven programs designed help the older adults and individuals with disabilities remain in the community for as long as possible.

The evidenced-based Health Promotion Program includes educational workshops to teach participants to ways manage living with a chronic health condition.

Community First Choice program provides support planning services to individuals with disabilities and special needs by utilizing Support Planners who coordinate community services.

Community Options Waiver helps eligible individuals to receive services in their home or in an assisted living facility. The program offers participants self-direction, choice and independence. Participants must have a nursing home level of care.

Community Personal Assistance Services offers assistance to older adults and individual with disabilities stay in their own home by granting Medicaid eligible clients personal support with basic daily living tasks.

In-Home Aide Services program helps individuals 18 years or older, who are at risk of entering a nursing home, remain safely in the community. In-Home Aide Services provides personal care, chore, or respite services through a pool of State funds, for individuals who meet eligibility requirements.

The Senior Care Program is authorized by Article 70-B, Section 4H of the Annotated Code of Maryland. The purpose of the program is to help individuals 65 years or older, who are at risk of entering a nursing home, remain safely in the community by providing a case manager to secure and coordinate services. Senior Center Plus is an activity program for the older adults. Senior Center Plus offers a level of care between independent Senior Activity Center participation and the more restrictive and costly Medical Adult Day Care. This program provides opportunities for social interaction, cognitive stimulation for the participant, as well as respite time for the participants' caregivers

Budget Summary

General Class of Expenditure Fund	Actual FY2018	Original FY2019	Estimate FY2019	Budget FY2020	Inc (Dec) from Orig.
General Fund	2,037,045	2,171,900	2,123,600	2,209,200	37,300
Grant Fund-Dept of	1,337,068	1,173,600	1,848,200	1,450,300	276,700
Total by Fund	3,374,113	3,345,500	3,971,800	3,659,500	314,000
Object					
Personal Services	1,934,634	2,086,800	1,937,700	2,152,300	65,500
Contractual Services	1,189,233	1,110,600	1,850,600	1,255,900	145,300
Supplies & Materials	231,276	124,200	163,600	224,500	100,300
Business & Travel	17,783	23,900	19,900	26,800	2,900
Capital Outlay	1,186	0	0	0	0
Total by Object	3,374,113	3,345,500	3,971,800	3,659,500	314,000

- Increase in Personal Services is attributable to countywide increases to the pay package and benefits.
- Increase in Contractual Services and Supplies & Materials is attributable to increased grant funding.
- Increase in Business & Travel is attributable to increase in mileage.

**Department of Aging and Disabilities
General Fund**

FY2020 Approved Budget

Personnel Summary - Positions in the County Classified Service

Job Code - Title	Plan	Grade	FY2018 Approved	FY2019 Request	FY2019 Approved	FY2019 Adjusted	FY2020 Budget	Variance
0212 Office Support Assistant II	OS	4	3	3	3	3	3	0
0213 Office Support Specialist	OS	6	2	0	0	0	0	0
0223 Secretary III	OS	6	1	1	1	1	1	0
0224 Management Aide	NR	12	2	2	2	2	1	-1
0241 Management Assistant I	NR	15	2	2	2	2	3	1
0245 Senior Management Assistant	NR	19	2	2	2	2	2	0
0264 Program Manager	NR	19	2	3	3	3	3	0
0265 Program Specialist I	NR	15	3	3	3	3	3	0
0266 Program Specialist II	NR	17	15	15	15	15	15	0
0462 Financial Clerk I	OS	7	0	1	1	1	1	0
4014 Senior Center Associate	OS	6	6	6	6	7	7	0
4015 Human Services Aide I	OS	7	2	2	2	1	1	0
4016 Human Services Aide II	OS	9	3	3	3	3	3	0
4017 Human Services Specialist	NR	15	14	14	14	14	14	0
4018 Human Services Supervisor	NR	17	1	1	1	1	1	0
Fund Summary			58	58	58	58	58	0
Department Summary			58	58	58	58	58	0

**Department of Aging and Disabilities
General Fund**

FY2020 Approved Budget

Personnel Summary - Positions Exempt from the County Classified Service

Job Code - Title	Plan	Grade	FY2018 Approved	FY2019 Request	FY2019 Approved	FY2019 Adjusted	FY2020 Budget	Variance
0106 Director of Aging/Disabilities	E	7	1	1	1	1	1	0
0107 Deputy Dir, Aging&Disabilities	E	5	1	1	1	1	1	0
0200 Admin Secty To Dpt/Agency Head	E	1	1	1	1	1	1	0
Fund Summary			3	3	3	3	3	0
Department Summary			3	3	3	3	3	0

Mission Statement

The mission of the Department of Recreation and Parks is to:

- Enrich the lives of our citizens by offering quality recreation opportunities and accessible services, while pursuing the preservation and enhancement of our natural, cultural and historic resources.
- Develop and operate regional and local parks throughout the County.
- Expand the County's network of bike trails and citizen access to our waterways.
- Manage and expand open spaces pursuant to the County's land-use plan.

Major Accomplishments

- County Council adopted the Land Preservation Parks & Recreation Plan (LPPRP).
- Opened the Shadyside Discovery Village boat ramp and parking.
- Held the inaugural Department signature event "Twist & Stout".
- Reconstructed the Lake Waterford Park adaptive playground.
- Completed the South Shore Trail phase one from Hansel Drive to Waterbury Rd.
- Improved the Edward G. Looper Fields, concession-restroom building, press box and parking.
- Restored the Thomas Point Park shoreline restoration and living shoreline.
- Installed two lighted synthetic turf fields at Bell Branch Athletic Complex.

Key Objectives

- Design and construct new athletic facilities at Brooklyn Park Middle School.
- Construct a visitor's center at Hancock's Resolution historic site.
- Construct expanded recreation facilities at Matthewstown Harmon Park.
- Complete Phase Two of the Broadneck Trail from Green Holly to Bay Dale Rd.
- Acquire additional land for Quiet Waters Park.
- Acquire additional land for Bacon Ridge Natural Area / South River Greenway.
- Construct a boat ramp at Solley Cove Park.
- Install lighted synthetic turf fields at Chesapeake High School and Glen Burnie High School.
- Apply for accreditation visitation for Commission for Accreditation of Parks and Recreation (CAPRA).
- Update the Department's Strategic Plan.

Comparative Statement of Expenditures

General Classifications of Expenditure	Actual FY2018	Original FY2019	Estimate FY2019	Budget FY2020	Inc (Dec) from Orig.
Fund					
General Fund	24,794,378	25,817,100	25,854,900	28,371,700	2,554,600
Rec & Parks Child Care Fund	5,583,499	6,115,500	6,134,800	6,755,000	639,500
Grant Fund - Rec & Parks	0	0	0	0	0
Total by Fund	30,377,877	31,932,600	31,989,700	35,126,700	3,194,100
Character					
Director's Office	3,689,283	3,503,700	3,462,400	3,545,800	42,100
Recreation	7,619,236	8,182,400	8,438,800	8,550,600	368,200
Parks	8,141,281	9,105,300	8,928,000	9,589,400	484,100
Recreation Programs	0	0	0	0	0
Golf Courses	5,344,577	5,025,700	5,025,700	6,685,900	1,660,200
Child Care	5,583,499	6,115,500	6,134,800	6,755,000	639,500
Total by Character	30,377,877	31,932,600	31,989,700	35,126,700	3,194,100
Object					
Personal Services	16,796,182	18,067,400	17,824,100	18,901,900	834,500
Contractual Services	8,140,119	7,982,800	8,271,300	9,756,900	1,774,100
Supplies & Materials	1,334,679	1,599,700	1,625,000	1,586,500	(13,200)
Business & Travel	52,756	82,900	82,800	77,700	(5,200)
Capital Outlay	218,560	261,200	260,400	541,400	280,200
Debt Service	1,675,000	1,676,000	1,676,000	1,674,500	(1,500)
Grants, Contributions & Other	2,160,580	2,262,600	2,250,100	2,587,800	325,200
Total by Object	30,377,877	31,932,600	31,989,700	35,126,700	3,194,100

Department of Recreation and Parks

FY2020 Approved Budget

Summary of Budgeted Positions in County Classified Service

Category	Auth FY2018	Approved FY2019	Adjusted FY2019	Budget FY2020	Inc (Dec)
Fund					
General Fund	92.00	97.00	97.00	102.00	5.00
Rec & Parks Child C	9.00	9.00	9.00	9.00	0.00
Total by Fund	101.00	106.00	106.00	111.00	5.00
Character					
Director's Office	9.00	6.00	6.00	17.00	11.00
Recreation	20.00	22.00	22.00	23.00	1.00
Parks	63.00	69.00	69.00	62.00	(7.00)
Child Care	9.00	9.00	9.00	9.00	0.00
Total-Character	101.00	106.00	106.00	111.00	5.00
Barg Unit					
Labor/Maintenance	18.00	19.00	19.00	21.00	2.00
Non-Represented	57.00	59.00	59.00	61.00	2.00
Office Support	10.00	10.00	10.00	10.00	0.00
Park Rangers	16.00	18.00	18.00	19.00	1.00
Total-Barg Unit	101.00	106.00	106.00	111.00	5.00

- In addition to the positions in the Classified Service shown above, there are three exempt positions: Director, Deputy Director and an Administrative Secretary.
- The School-aged Child Care Fund full-time staff supervises more than 350 part-time employees comprised of direct service employees, assistant directors and directors.
- The Department's full-time staff is complemented by hundreds of part-time, seasonal staff who serve as gatehouse attendants, life guards, recreational leaders and instructors, part-time rangers, clerical support, and maintenance personnel.
- In FY20, there are five new classified positions.
- A listing of all positions by department and by job title, is provided at the end of this section.

Performance Measures

Measure	Actual FY2017	Actual FY2018	Estimate FY2019	Estimate FY2020
<u>Director's Office</u>				
Multiuse trails-miles	96	98	101	103
Playing fields-maintained	325	322	318	318
Playgrounds-maintained	69	68	68	71
Recreational land-acres	7,250	7,250	7,460	7,531
Natural Resource Lands-acres	5,071	5,071	5,076	5,015
Regional Park- visits	1,799,129	1,788,644	1,824,416	1,860,189
<u>Recreation</u>				
Recreation programs-participants	96,000	96,000	101,000	101,000
<u>Golf Courses</u>				
Eisenhower GC-rnds of golf	35,911	34,273	12,472	7,650
Compass Pointe GC-rnds of golf	56,774	55,111	56,803	58,165

Department of Recreation and Parks
Director's Office

FY2020 Approved Budget

Program Statement

The Director's Office provides overall direction, planning, and control at the department level and includes the Director, Deputy Director, Parks Administrator, Recreation Administrator and an Administrative Secretary. The Director's Office also includes the functions of Marketing and Special Events, Capital Division, and Business Office sections. The Capital Division identifies land preservation and recreational facility needs, manages Program Open Space, and conducts subdivision reviews.

Budget Summary

General Class of Expenditure	Actual FY2018	Original FY2019	Estimate FY2019	Budget FY2020	Inc (Dec) from Orig.
Fund					
General Fund	3,689,283	3,503,700	3,462,400	3,545,800	42,100
Total by Fund	3,689,283	3,503,700	3,462,400	3,545,800	42,100
Object					
Personal Services	2,253,801	2,453,000	2,393,300	2,554,800	101,800
Contractual Services	150,541	315,700	338,500	320,800	5,100
Supplies & Materials	82,795	185,200	186,500	173,900	(11,300)
Business & Travel	18,081	28,800	29,600	22,800	(6,000)
Capital Outlay	1,953	500	1,500	500	0
Grants, Contribution	1,182,112	520,500	513,000	473,000	(47,500)
Total by Object	3,689,283	3,503,700	3,462,400	3,545,800	42,100

- The increase in Personal Services is attributable to one new position and countywide increases to the pay package and benefits.
- The decrease in Grants, Contributions and Other is attributed to transfer of grant money back to the Planning & Zoning, and a decrease in grant contributions.

Department of Recreation and Parks
Recreation

FY2020 Approved Budget

Program Statement

Bureau of Recreation consists of an administrative oversight unit as well as three Divisions including: Recreation programs, Athletic programs and Athletic facilities.

The Recreation Programs Division manages a wide variety of departmental recreational programs and facilities. Funding supports the part-time staff of instructors who manage the programs and cover related supplies and equipment directly dedicated to each program and their participants. Citizens pay a fee to participate in programs at more than 90 sites, including admission to use two County swim centers.

The Athletic Programs Division oversees the department’s youth and adult sports programs. Funding supports the direct operating expenses of these programs, including officiating fees and supplies. Teams pay a league fee to participate in these programs.

The Athletic Facilities Division is responsible for the department’s youth and adult sports programs held at regional complexes, where teams pay a league fee to participate.

In FY19, the Bureau of Recreation is projected to generate almost \$5.4 million in revenues against expenses of \$8.4 million or about 63% cost recovery.

Budget Summary

General Class of Expenditure Fund	Actual FY2018	Original FY2019	Estimate FY2019	Budget FY2020	Inc (Dec) from Orig.
General Fund	7,619,236	8,182,400	8,438,800	8,550,600	368,200
Total by Fund	7,619,236	8,182,400	8,438,800	8,550,600	368,200
Object					
Personal Services	4,923,173	5,046,900	5,049,700	5,281,600	234,700
Contractual Services	1,976,190	1,897,700	2,150,300	2,049,300	151,600
Supplies & Materials	383,750	413,900	414,700	395,500	(18,400)
Business & Travel	3,433	3,400	3,800	3,700	300
Capital Outlay	2,402	10,500	10,300	10,500	0
Grants, Contribution	330,288	810,000	810,000	810,000	0
Total by Object	7,619,236	8,182,400	8,438,800	8,550,600	368,200

- The increase in Personal Services is attributable to one new position and countywide increases to the pay package and benefits.
- The increase Contractual Services is attributable to the recreation officials and other professional services.

**Department of Recreation and Parks
Parks**

FY2020 Approved Budget

Program Statement

The Parks Bureau consists of 4 Divisions that operate and maintain County parks and cultural resources.

The Park Operations Divisions manage five regional parks: Downs, Kinder Farm, Quiet Waters, Ft. Smallwood, and Lake Waterford.

The Maintenance section is responsible for horticulture and maintaining 71 playgrounds, more than 200 courts, and 350 playing fields, including 58 irrigated fields and associated buildings and structures.

The Cultural Resources Division handles funding to Historic London Town, Hancock’s Resolution, Linthicum Walks and related programs, the Dairy Farm in Gambrills, and various historic properties. The division also manages Jug Bay Wetlands Sanctuary and the Trails system.

The Trails Division administers 28 miles of greenway as well as surrounding parkland and natural areas. This includes the B&A, BWI, WB&A, Jonas Green, South Shore and Broadneck Trails, totaling approximately 3,620 acres of natural parklands within the park system.

In FY19, the Parks Bureau is projected to generate about \$1.3 million in revenues against expenses of \$8.9 million or about 15% cost recovery.

The Parks Bureau also oversees the two public Golf Courses.

Budget Summary

General Class of Expenditure	Actual FY2018	Original FY2019	Estimate FY2019	Budget FY2020	Inc (Dec) from Orig.
Fund					
General Fund	8,141,281	9,105,300	8,928,000	9,589,400	484,100
Grant Fund - Rec &	0	0	0	0	0
Total by Fund	8,141,281	9,105,300	8,928,000	9,589,400	484,100
Object					
Personal Services	5,468,829	5,965,200	5,774,900	6,246,700	281,500
Contractual Services	2,030,541	2,104,600	2,110,800	2,024,400	(80,200)
Supplies & Materials	415,800	503,100	504,700	502,600	(500)
Business & Travel	3,616	8,100	6,800	8,700	600
Capital Outlay	213,406	247,000	244,400	517,000	270,000
Grants, Contribution	9,090	277,300	286,400	290,000	12,700
Total by Object	8,141,281	9,105,300	8,928,000	9,589,400	484,100

- The increase in Personal Services is attributable to three new positions, and countywide increases to the pay package and benefits.
- The decrease in Contractual Services is attributable the removal of one-time funding associated with Phragmites eradication, which is offset by an change to the vehicle lease rates.
- Capital Outlay expenses replace large equipment needed for park maintenance. The increase in this category is attributable to the one-time replacement of three dump trucks.
- An increase in Grants, Contributions and Other is attributed to London Town, and a decrease in other grant & contributions.

Department of Recreation and Parks
Golf Courses

FY2020 Approved Budget

Program Statement

The Department’s Golf Courses Bureau provides funding for the County’s two public golf courses, Eisenhower and Compass Pointe. Both golf courses are generally self-sustaining and neither course employs County employees. The Department oversees operations of the two courses through an interagency committee. The current operator is Billy Casper Golf, Inc.

Eisenhower Golf Course is an 18-hole public golf course with a driving range and a practice putting green. It is located in Crownsville, along General’s Highway. The County constructed the golf course in the mid-1960s and purchased it from the City of Annapolis in calendar year 2017.

Compass Pointe Golf Course is a 36-hole public golf course with a driving range and a practice putting green. It is located on County owned land in Pasadena, along Fort Smallwood Road. Initially developed by the State’s economic development agency, MEDCO, the County began operating Compass Pointe in FY2006.

Budget Summary

General Class of Expenditure	Actual FY2018	Original FY2019	Estimate FY2019	Budget FY2020	Inc (Dec) from Orig.
Fund					
General Fund	5,344,577	5,025,700	5,025,700	6,685,900	1,660,200
Total by Fund	5,344,577	5,025,700	5,025,700	6,685,900	1,660,200
Object					
Contractual Services	3,669,577	3,349,700	3,349,700	5,011,400	1,661,700
Debt Service	1,675,000	1,676,000	1,676,000	1,674,500	(1,500)
Total by Object	5,344,577	5,025,700	5,025,700	6,685,900	1,660,200

- Contractual Services includes a payment to the vendor-operator of the two courses. The increase is attributable to start-up costs associated with Eisenhower Golf Course resuming operations in FY20, and an increase in operational costs at Compass Pointe .
- Debt service covers bond principal and interest payments for Compass Pointe Golf Course.

Department of Recreation and Parks
Child Care

FY2020 Approved Budget

Program Statement

The mission of the School Age Child Care (SACC) program is to provide a safe, nurturing environment that promotes social interaction, community integration, and physical development while encouraging a positive self-image for all participants. The program operates in accordance with regulations of the State Office of Child Care and NAA standards for quality school age care.

The Enterprise Fund is self-sustaining based on fees paid by families for services rendered. No County General Funds support the program.

The before and after school care program is offered at 40 locations comprised of elementary schools, Outreach Centers, a middle school site, and the South County Recreational Center. The Program operates at nine sites during the summer.

Before school care is offered from 7 a.m. until the start of the school day. After school care is offered from the end of the school day until 6 p.m. every day the school is open for students.

More than 350 seasonal-temporary staff members work at 40 locations.

Budget Summary

General Class of Expenditure Fund	Actual FY2018	Original FY2019	Estimate FY2019	Budget FY2020	Inc (Dec) from Orig.
Rec & Parks Child C	5,583,499	6,115,500	6,134,800	6,755,000	639,500
Total by Fund	5,583,499	6,115,500	6,134,800	6,755,000	639,500
Object					
Personal Services	4,150,379	4,602,300	4,606,200	4,818,800	216,500
Contractual Services	313,270	315,100	322,000	351,000	35,900
Supplies & Materials	452,334	497,500	519,100	514,500	17,000
Business & Travel	27,626	42,600	42,600	42,500	(100)
Capital Outlay	800	3,200	4,200	13,400	10,200
Grants, Contribution	639,090	654,800	640,700	1,014,800	360,000
Total by Object	5,583,499	6,115,500	6,134,800	6,755,000	639,500

- The School Aged Child Care Fund is a fully self-sustaining special fund whose revenues are service fees paid by parents.
- Personal Services supports the wages and benefits of county merit and part-time seasonal employees. The increase in Personal Services is attributable to countywide increases to the pay package.
- Grants, Contribution and Other expenses include pro rata shares to the County General Fund and use of AACPS school buildings.

**Department of Recreation and Parks
General Fund**

FY2020 Approved Budget

Personnel Summary - Positions in the County Classified Service

Job Code - Title	Plan	Grade	FY2018 Approved	FY2019 Request	FY2019 Approved	FY2019 Adjusted	FY2020 Budget	Variance
0213 Office Support Specialist	OS	6	6	6	6	6	6	0
0223 Secretary III	OS	6	1	1	1	1	1	0
0224 Management Aide	NR	12	4	4	4	4	5	1
0241 Management Assistant I	NR	15	1	1	1	1	1	0
0242 Management Assistant II	NR	17	1	1	1	1	1	0
0245 Senior Management Assistant	NR	19	7	7	7	7	7	0
0266 Program Specialist II	NR	17	3	3	3	3	3	0
0911 Planner I	NR	15	1	1	1	1	1	0
2001 Equipment Operator I	LM	6	5	5	5	5	5	0
2022 Automotive Mechanic II	LM	9	1	1	1	1	1	0
2141 Fac Construction Supervisor	NR	16	0	1	1	1	1	0
2411 Maintenance Worker I	LM	3	1	1	1	1	1	0
2412 Maintenance Worker II	LM	5	10	11	11	11	13	2
2419 Roads Maintenance Supervisor	NR	14	1	1	1	1	1	0
3001 Park Ranger	R	1	16	18	18	18	19	1
3015 Recreation Supervisor	NR	17	7	7	7	7	7	0
3016 Recreation Specialist	NR	13	2	2	2	2	2	0
3023 Parks Administrator	NR	22	1	1	1	1	1	0
3024 Recreation Administrator	NR	22	1	1	1	1	1	0
3040 Park Maintenance Supervisor	NR	13	5	5	5	5	5	0
3042 District Park Maintenance Supv	NR	14	3	3	3	3	3	0
3043 Sports Complex Supervisor	NR	14	1	3	3	3	3	0
3045 Rec&Parks Facility Superintend	NR	17	8	8	8	8	9	1
3051 Naturalist	NR	14	1	1	1	1	1	0
3052 Horticulturist I	LM	10	1	1	1	1	1	0
3055 Horticulturist II	NR	16	1	1	1	1	1	0
3070 Turf Maintenance Assistant	NR	9	1	1	1	1	1	0
3071 Turf Maintenance Specialist	NR	16	1	0	0	0	0	0
3083 Chief, Plan & Const Programs	NR	20	1	1	1	1	1	0
Fund Summary			92	97	97	97	102	5

**Department of Recreation and Parks
 Rec & Parks Child Care Fund**

FY2020 Approved Budget

Personnel Summary - Positions in the County Classified Service

Job Code - Title	Plan	Grade	FY2018 Approved	FY2019 Request	FY2019 Approved	FY2019 Adjusted	FY2020 Budget	Variance
0212 Office Support Assistant II	OS	4	2	2	2	2	2	0
0223 Secretary III	OS	6	1	1	1	1	1	0
3007 Child Care Program Specialist	NR	13	5	0	0	0	0	0
3007 Child Care Program Specialist	NR	14	0	5	5	5	5	0
3015 Recreation Supervisor	NR	17	1	1	1	1	1	0
Fund Summary			9	9	9	9	9	0
Department Summary			101	106	106	106	111	5

**Department of Recreation and Parks
General Fund**

FY2020 Approved Budget

Personnel Summary - Positions Exempt from the County Classified Service

Job Code - Title	Plan	Grade	FY2018 Approved	FY2019 Request	FY2019 Approved	FY2019 Adjusted	FY2020 Budget	Variance
0174 Deputy Dir, Recreation&Parks	E	5	1	1	1	1	1	0
0175 Director Of Recreation & Parks	E	7	1	1	1	1	1	0
0200 Admin Secty To Dpt/Agency Head	E	1	1	1	1	1	1	0
Fund Summary			3	3	3	3	3	0
Department Summary			3	3	3	3	3	0

Mission Statement

The mission of the Department of Health is to preserve, promote and protect the health of all Anne Arundel County residents and visitors to the County. The Department's strategic leadership, management and guidance ensures fulfillment of the core public health functions: community health and health needs assessment, health promotion and policy development, and assurance of quality health services and regulatory compliance. Critical to the work of the Department are strong, sustainable collaborative relationships with public sector agencies, community-based organizations, faith institutions, health care providers and payers, academic institutions, businesses and individual community leaders.

Major Accomplishments

- Launched the Maryland Mobile Wellness Initiative supported by grant funding from the State of Maryland Opioid Operational Command Center to design and purchase a mobile unit to link individuals to community service providers for help with substance use disorders, including prevention and treatment services, linkage to care, and access to peer support services.
- Served 760 patients at Department Medication Assisted Treatment clinics, distributed 1,595 Naloxone kits, enrolled 621 participants in Peer Support services, provided 7,180 peer support encounters, and provided services to 214 Drug Court participants.
- Conducted 3,995 disease investigations of 51 different reportable diseases/conditions including incidences of possible human rabies exposure.
- Expanded the Brooklyn Park Farmers Market introducing a healthy food pantry providing fresh foods in an area considered a food desert.
- Established Uber Health accounts to provide timely, inexpensive transportation options for clients to decrease barriers to care.

- Collaborated with the Maryland Department of Agriculture to successfully remove the waiting list for communities requesting mosquito spraying as part of the County Mosquito Control Program.
- Performed over 4,000 food service facility inspections at the 2,171 licensed food service facilities. Upgraded the Department website to enable County residents to search and review detailed food service facility inspection reports.
- Expanded health care insurance enrollment services to northern Anne Arundel County residents.
- Awarded a \$200,000 Babies Born Healthy grant focusing on pregnant women, infants and families impacted by the opioid epidemic.
- Provided all school nurses with mass casualty emergency preparedness training and procured and restocked over 300 trauma bags and strategically placed them throughout 126 Anne Arundel County public schools.

Key Objectives

- Continue to reduce Substance Use Disorder (SUD) - associated deaths, overdoses, new illicit users and improve the capacity, efficiency and quality of the County's behavioral health care system by leading local and state agencies and organizations to improve services to combat the SUD epidemic.
- Continue to implement the Bay Restoration Fund to projects that reduce the amount of nitrogen discharged from septic systems to the Chesapeake Bay.
- Provide linkages to health care services and resources for the uninsured and provide assistance with enrollment through the Maryland Health Benefit Exchange.

Comparative Statement of Expenditures

General Classifications of Expenditure	Actual FY2018	Original FY2019	Estimate FY2019	Budget FY2020	Inc (Dec) from Orig.
Fund					
General Fund	35,782,679	39,362,800	39,916,300	39,808,700	445,900
Grant Fund-Health Dept	22,232,353	22,722,600	22,516,400	24,601,100	1,878,500
Total by Fund	58,015,032	62,085,400	62,432,700	64,409,800	2,324,400
Character					
Administration & Operations	5,475,675	6,434,200	6,071,000	6,281,000	(153,200)
Disease Prevention & Mgmt	6,042,736	6,891,500	7,059,300	7,222,000	330,500
Environmental Health Services	7,521,660	7,625,600	7,518,800	7,807,600	182,000
School Health & Support	13,590,310	14,122,800	14,730,000	14,020,600	(102,200)
Behavioral Health Services	14,586,931	15,580,900	15,221,700	17,693,400	2,112,500
Family Health Services	10,797,719	11,430,400	11,831,900	11,385,200	(45,200)
Total by Character	58,015,032	62,085,400	62,432,700	64,409,800	2,324,400
Object					
Personal Services	39,995,026	44,974,700	44,953,800	45,012,400	37,700
Contractual Services	12,310,165	9,486,800	12,048,200	14,212,900	4,726,100
Supplies & Materials	1,968,211	1,687,300	1,570,500	1,789,600	102,300
Business & Travel	406,901	512,300	453,400	484,700	(27,600)
Capital Outlay	868,572	2,825,800	129,500	108,900	(2,716,900)
Grants, Contributions & Other	2,466,157	2,598,500	3,277,300	2,801,300	202,800
Total by Object	58,015,032	62,085,400	62,432,700	64,409,800	2,324,400

Health Department

FY2020 Approved Budget

Summary of Budgeted Positions in County Classified Service

Category	Auth FY2018	Approved FY2019	Adjusted FY2019	Budget FY2020	Inc (Dec)
Fund					
General Fund	70.07	69.41	69.41	69.57	0.16
Grant Fund-Health	10.93	11.59	11.59	11.43	(0.16)
Total by Fund	81.00	81.00	81.00	81.00	0.00
Character					
Administration & Op	2.00	3.00	3.00	3.00	0.00
Disease Prevention	1.00	0.00	0.00	0.00	0.00
Environmental Health	51.00	51.00	51.00	52.00	1.00
Behavioral Health S	27.00	22.00	22.00	22.00	0.00
Family Health Servic	0.00	5.00	5.00	4.00	(1.00)
Total-Character	81.00	81.00	81.00	81.00	0.00
Barg Unit					
Non-Represented	80.00	80.00	80.00	80.00	0.00
Office Support	1.00	1.00	1.00	1.00	0.00
Total-Barg Unit	81.00	81.00	81.00	81.00	0.00

- In addition to the 81 Merit employees illustrated above, the Department employs:
 An Administrative Secretary that is exempt from the County Classified Service
 446 Exempt Employees - Non-merit employees hired on a contractual basis
 234 State Merit Employees - Salaries partially reimbursed by the State
- A listing of all positions, by department and by job title, is provided at the end of this section.

Performance Measures

Measure	Actual FY2017	Actual FY2018	Estimate FY2019	Estimate FY2020
<u>Disease Prevention & Mgmt</u>				
Seasonal Flu Vaccines	4,934	8,765	5,000	5,000
Mammograms	485	626	599	599
Reportable diseases investigated	4,207	3,995	4,000	4,000
Children in smoking prevention	74,609	71,000	70,000	70,000
<u>Environmental Health Services</u>				
Food facility inspections	4,107	4,026	5,041	5,095
Housing complaints investigated	1,992	1,957	2,000	2,000
BATs installed using BRF Funding	230	183	200	200
<u>School Health & Support</u>				
School health treatments perform	85,622	91,181	92,000	92,500
Health Room Visits	733,795	685,380	700,000	700,000
<u>Behavioral Health Services</u>				
Adult Addictions sessions held	5,289	5,500	6,000	6,300
Adolescent & Family mental health	7,376	6,161	6,890	7,490
Criminal Justice client assessment	1,039	835	1,000	740
Naloxone Kits Distributed	750	1,622	2,800	2,800
<u>Family Health Services</u>				
Dental patient visits	8,653	6,831	7,255	8,700
MA Transportation Rides Complet	60,399	62,566	62,500	62,500
WIC clients certified or recertified	10,069	9,855	10,000	10,000
Members Assigned a Primary Car	0	900	1,000	1,000
ACCU Referrals Assisted	0	6,318	6,200	6,200
Applicants Assisted for Health Ins	0	7,988	8,000	8,000
AERS Evaluations Completed	0	1,346	1,450	1,625
Healthy Start Referrals	2,139	1,148	1,200	1,200

**Health Department
Administration & Operations**

FY2020 Approved Budget

Program Statement

The composition of the Health Department is provided for under Section 553 of Article V of the Anne Arundel County Charter. The administrator of the Health Department is the County Health Officer, whose appointment is made jointly by the County Executive, State Secretary of the Maryland Department of Health, and the County Council. The Administration's office includes the Health Officer, Deputy Health Officers, and advisors.

The Administration Bureau is responsible for assisting and enabling the Health Officer in the discharge of mandated duties and responsibilities. Administration ensures that the mission of the Health Department is advanced by providing organizational direction and structural support. Administration provides budget and fiscal management, personnel management, information systems and data processing, and central services management. The Communications Program provides public information services including the administration and content of the Department's web sites to communicate the department's health information and services to County residents.

Budget Summary

General Class of Expenditure Fund	Actual FY2018	Original FY2019	Estimate FY2019	Budget FY2020	Inc (Dec) from Orig.
General Fund	4,705,448	5,787,200	5,373,800	5,581,800	(205,400)
Grant Fund-Health	770,228	647,000	697,200	699,200	52,200
Total by Fund	5,475,675	6,434,200	6,071,000	6,281,000	(153,200)
Object					
Personal Services	3,476,162	4,364,400	4,187,800	4,431,300	66,900
Contractual Services	498,991	755,500	608,900	544,200	(211,300)
Supplies & Materials	137,088	136,800	127,000	134,100	(2,700)
Business & Travel	24,114	49,800	24,900	25,000	(24,800)
Capital Outlay	568,256	16,300	11,000	12,000	(4,300)
Grants, Contribution	771,065	1,111,400	1,111,400	1,134,400	23,000
Total by Object	5,475,675	6,434,200	6,071,000	6,281,000	(153,200)

- The increase in Personal Services is attributable to countywide increases to the pay package and benefits.
- Decrease in Contractual Services is attributable to the decrease in Advertising.
- Decrease in Business & Travel is attributable to the decrease in Training Seminars and Courses.
- Decrease in Capital Outlay is attributed to a decrease in Equipment and Furniture & Fixtures.

Health Department

FY2020 Approved Budget

Disease Prevention & Mgmt

Program Statement

The Bureau of Disease Prevention and Management, in partnership with the community, provides comprehensive health outreach activities in order to promote good health and healthy lifestyles, prevent disease, and protect the health of County residents through the following programs:

Infectious Disease Control includes: community education, evaluation and treatment for persons with TB, anonymous and confidential HIV counseling and testing, STD prevention investigation/ partner notification services, case management for persons with HIV/AIDS and workplace/communicable program to ensure agency compliance with OSHA.

The HIV/STI Education and Prevention Program provides clinical services, including medical evaluation, testing and treatment to clients with STIs or who are at risk of STIs. It works to identify, educate, and refer to care partners of those with HIV and syphilis. The Program provides HIV/HCV counseling and testing services at various sites using several testing technologies and supports additional community testing through partnerships with Anne Arundel Community College, local detention centers, community centers in at-risk neighborhoods, homeless shelters and drug rehabilitation clinics.

Emergency Preparedness and Response establishes and maintains the infrastructure necessary to prepare for and respond to public health threats and emergencies across the County.

Chronic Disease Prevention is comprised of the Community Education and the Breast and Cervical Cancer Programs. Cancer Screening Services provides free breast and cervical cancer screening for low income eligible ACo women including covering the cost of PAP tests, clinical breast examinations, mammograms and other diagnostic tests and treatment.

Budget Summary

General Class of Expenditure	Actual FY2018	Original FY2019	Estimate FY2019	Budget FY2020	Inc (Dec) from Orig.
Fund					
General Fund	1,948,867	2,088,500	2,217,500	2,163,800	75,300
Grant Fund-Health	4,093,869	4,803,000	4,841,800	5,058,200	255,200
Total by Fund	6,042,736	6,891,500	7,059,300	7,222,000	330,500
Object					
Personal Services	4,682,623	5,215,000	5,449,800	5,558,400	343,400
Contractual Services	837,957	1,154,800	1,013,100	1,013,000	(141,800)
Supplies & Materials	412,224	411,000	407,100	470,700	59,700
Business & Travel	35,384	60,600	77,000	76,900	16,300
Capital Outlay	26,740	0	10,000	11,100	11,100
Grants, Contribution	47,809	50,100	102,300	91,900	41,800
Total by Object	6,042,736	6,891,500	7,059,300	7,222,000	330,500

- The increase in Personal Services is attributable to countywide increases to the pay package and benefits.
- Decrease in Contractual Services is attributed to the decrease in Professional Services.
- Increase in Supplies & Materials is attributed to an increase in Office Supplies.
- Increase in Business & Travel is attributable to an increase in Training Seminars and Courses.
- Increase in Capital Outlay is attributed to a increase in equipment and furniture & fixtures.
- Increase in Grants & Contributions is attributable to the increase in Pro Rata Shares.

Health Department

FY2020 Approved Budget

Environmental Health Services

Program Statement

The Bureau of Environmental Health promotes and protects public health and safety through environmental regulation, inspection, and education of the public in areas of food protection, housing, private septic systems and wells, recreational water quality, and zoonotic diseases.

Environmental Health Administration provides management and leadership to the Bureau, and facilitates and coordinates support services, including fiscal management, personnel oversight, information technology, and data analysis.

The Sanitary Engineering program promotes and protects public health and safety through a wide range of inspection and regulatory activities associated with the installation of private septic systems and wells in the County. Additional functions of the program include public swimming pool and spa inspections and licensing, pool operator and lifeguard licensing, inspecting vehicles used to transport septic tank waste, and undertaking studies to evaluate the quality of groundwater for well water users.

The Housing and Food Protection Services program protects the health, safety and general welfare of the citizens and visitors of Anne Arundel County by ensuring safe and sanitary housing conditions. The Program licenses and inspects a wide range of activities including food service facilities and special events, multiple dwellings, mobile home parks, adoptive and foster homes, camps and exotic bird facilities. The program also investigates complaints concerning health and safety and hazards including trash, sewage and wastewater discharges, general nuisances, animal waste, rodents and housing violations.

Budget Summary

General Class of Expenditure	Actual FY2018	Original FY2019	Estimate FY2019	Budget FY2020	Inc (Dec) from Orig.
Fund					
General Fund	6,702,996	7,349,400	7,247,600	7,536,400	187,000
Grant Fund-Health	818,664	276,200	271,200	271,200	(5,000)
Total by Fund	7,521,660	7,625,600	7,518,800	7,807,600	182,000
Object					
Personal Services	6,076,852	6,733,100	6,649,100	6,766,300	33,200
Contractual Services	839,099	668,500	641,000	787,300	118,800
Supplies & Materials	496,440	180,900	185,100	223,200	42,300
Business & Travel	37,225	27,700	28,200	30,800	3,100
Capital Outlay	49,396	15,400	15,400	0	(15,400)
Grants, Contribution	22,648	0	0	0	0
Total by Object	7,521,660	7,625,600	7,518,800	7,807,600	182,000

- The increase in Personal Services is attributable to countywide increases to the pay package, offset by turnover.
- Increase in Contractual Services is attributable to a increase in Data Processing Software and Professional Services.
- Increase in Supplies & Materials is attributable to increase in Office Supplies.
- Decrease in Capital Outlay is attributed to decrease in Furniture & Fixtures.

**Health Department
School Health & Support**

FY2020 Approved Budget

Program Statement

The Bureau of School Health and Support provides leadership, management direction, and support to continuously improve performance in the School Health and Audiology and Screening programs. Emphasis is placed on cost-effectiveness, quality assurance measures, adhering to governmental regulations, and compliance with federal, state, and local Health Department policies and procedures, as well as public school education related mandates. Day-to-day activities include fiscal management, facilities management, and human resources oversight for the bureau, as well as measures related to the Department's emergency preparedness.

The Anne Arundel County Vision and Hearing Screening Program screens approximately 70,200 Anne Arundel County children for vision and hearing each year and thousands are referred for further evaluation. Early detection and follow-up is critical for learning.

Budget Summary

General Class of Expenditure	Actual FY2018	Original FY2019	Estimate FY2019	Budget FY2020	Inc (Dec) from Orig.
Fund					
General Fund	13,132,901	13,741,600	14,348,800	13,639,400	(102,200)
Grant Fund-Health	457,408	381,200	381,200	381,200	0
Total by Fund	13,590,310	14,122,800	14,730,000	14,020,600	(102,200)
Object					
Personal Services	12,902,346	13,569,300	14,134,100	13,421,300	(148,000)
Contractual Services	308,881	303,300	316,500	323,900	20,600
Supplies & Materials	183,873	157,000	157,100	155,700	(1,300)
Business & Travel	86,774	83,200	83,100	80,500	(2,700)
Capital Outlay	108,436	10,000	10,000	10,000	0
Grants, Contribution	0	0	29,200	29,200	29,200
Total by Object	13,590,310	14,122,800	14,730,000	14,020,600	(102,200)

- This unit provides direct health care services to the County school system by employing State Merit and County Contractual employees.
- The decrease in Personal Services is attributable to countywide increases to the pay package and benefits, offset by turnover.
- Increase in Contractual Services is attributable to increase in Office Equipment.
- Increase in Grants, Contributions is attributed to an increase in grants.

Health Department

FY2020 Approved Budget

Behavioral Health Services

Program Statement

The Behavioral Health Bureau assesses mental health and substance abuse problems, promotes behavioral health through education, prevention, and treatment. It provides leadership in organizing effective public and private strategies to meet the needs of County residents affected by mental health, substance abuse and violence.

Behavioral Health Administration is responsible for providing coordination and supervision of the bureau services, including program and funding oversight of the Sexual Assault Crisis Center and the Domestic Violence Program. The Young Woman's Christian Association (YWCA) is the vendor for both the Sexual Assault Crisis Center and the Domestic Violence Program.

Adolescent and Family Services provides both outpatient mental health and addiction services to the youth of Anne Arundel County. The Mental Health program provides services to children and adolescents ranging in age from 5 to 18 years old. The Addiction program provides assessment and treatment services to those 12 to 17 years of age.

The Adult Addiction Clinics provide assessment, referral and medication treatment (including methadone and buprenorphine) to County residents diagnosed with opiate dependency. The Adult Addiction Clinics collaborate with multiple community and private providers to coordinate patient care, develop policies and problem solving.

Community Treatment Services is responsible for coordination of substance abuse assessment, referral and treatment services for indigent county residents. Services are primarily accessed by individuals involved in the Criminal Justice System. The four programming elements designed to reduce barriers to treatment are: Assessment and Treatment Referral Program; Community Treatment Services Funding Office; and Drug Court Community Care Monitoring (CCM) Program.

Budget Summary

General Class of Expenditure Fund	Actual FY2018	Original FY2019	Estimate FY2019	Budget FY2020	Inc (Dec) from Orig.
General Fund	6,317,232	7,088,800	7,361,300	7,646,800	558,000
Grant Fund-Health	8,269,699	8,492,100	7,860,400	10,046,600	1,554,500
Total by Fund	14,586,931	15,580,900	15,221,700	17,693,400	2,112,500
Object					
Personal Services	6,638,080	8,047,600	7,385,500	8,051,500	3,900
Contractual Services	5,931,761	5,464,500	5,525,500	7,725,300	2,260,800
Supplies & Materials	475,252	606,000	481,400	528,700	(77,300)
Business & Travel	129,980	168,500	128,300	156,700	(11,800)
Capital Outlay	68,576	8,200	20,400	26,600	18,400
Grants, Contribution	1,343,283	1,286,100	1,680,600	1,204,600	(81,500)
Total by Object	14,586,931	15,580,900	15,221,700	17,693,400	2,112,500

- The increase in Personal Services is attributable to countywide increases to the pay package and benefits, offset by turnover.
- Increase in Contractual Services is attributed to a increase in Professional Services.
- Decrease in Supplies & Materials is attributed to an decrease in medical and laboratory supplies.
- Decrease in Business & Travel is attributable to an decrease in training and mileage.
- Increase in Capital Outlay is attributed to a increase in equipment and furniture & fixtures.

Health Department
Family Health Services

FY2020 Approved Budget

Program Statement

The Bureau of Family Health Services is comprised of the following programs: Dental Health, WIC, Healthy Start, REACH/Administrative Care Coordination/Ombudsman, and Eligibility and Enrollment.

The Dental Health Program provides dental care and oral care information to special population groups, with an emphasis on pediatric care.

The Special Supplemental Nutrition Program for Women, Infants and Children (WIC) provides low-income women and children up to age 5 who are at nutritional risk healthy foods to supplement diets and information on healthy eating and promotes breastfeeding.

Healthy Start provides home-based case management services to prenatal and postpartum women, high/at risk families, infants and children.

The REACH Program provides access to quality health care and discounted prescription drugs for low-income uninsured individuals. The Administrative Care Coordination/Ombudsman Program provides outreach, education and coordination of care for residents of the County.

The Eligibility and Enrollment Program provides access to health care for eligible low to moderate income Anne Arundel County residents through the Maryland Children’s Health Program and Medical Assistance for Families Medical Assistance Transportation provides non-emergency transportation services to medically necessary appointments for Medical Assistance recipients.

The Adult Evaluation and Review Services (AERS) and the Medical Assistance Personal Care Programs serve adults over the age of 55. These programs work closely with the Community Care Partnership Nurse Case Management Program at the Department of Aging and Disabilities.

Budget Summary

General Class of Expenditure Fund	Actual FY2018	Original FY2019	Estimate FY2019	Budget FY2020	Inc (Dec) from Orig.
General Fund	2,975,235	3,307,300	3,367,300	3,240,500	(66,800)
Grant Fund-Health	7,822,484	8,123,100	8,464,600	8,144,700	21,600
Total by Fund	10,797,719	11,430,400	11,831,900	11,385,200	(45,200)
Object					
Personal Services	6,218,962	7,045,300	7,147,500	6,783,600	(261,700)
Contractual Services	3,893,477	1,140,200	3,943,200	3,819,200	2,679,000
Supplies & Materials	263,335	195,600	212,800	277,200	81,600
Business & Travel	93,425	122,500	111,900	114,800	(7,700)
Capital Outlay	47,168	2,775,900	62,700	49,200	(2,726,700)
Grants, Contribution	281,352	150,900	353,800	341,200	190,300
Total by Object	10,797,719	11,430,400	11,831,900	11,385,200	(45,200)

- The decrease in Personal Services is attributable to countywide increases to the pay package and benefits, offset by turnover.
- Increase in Contractual Services is attributable to a shift from Capital Outlay.
- Increase in Supplies & Materials is attributable to the increase in Medical Supplies.
- Increase in Grants & Contributions is attributable to the increase in Pro Rata Shares.

**Health Department
General Fund**

FY2020 Approved Budget

Personnel Summary - Positions in the County Classified Service

Job Code - Title	Plan	Grade	FY2018 Approved	FY2019 Request	FY2019 Approved	FY2019 Adjusted	FY2020 Budget	Variance
0222 Secretary II	OS	4	1	1	1	1	1	0
0231 Administrative Secretary	NR	12	1	1	1	1	1	0
0245 Senior Management Assistant	NR	19	3	3	3	3	3	0
0246 Senior Budget Mgmt Analyst	NR	21	1	1	1	1	1	0
0264 Program Manager	NR	19	4	5	5	5	5	0
0265 Program Specialist I	NR	15	2	2	2	2	2	0
0266 Program Specialist II	NR	17	1	1	1	1	1	0
0275 Addictions Specialist	NR	14	11	11	11	11	11	0
0276 Director, Public Health Progrms	NR	21	2	2	2	2	2	0
0277 Dep Director, Public Hlth Prog	NR	20	2	2	2	2	2	0
0873 GIS Specialist	NR	15	1	1	1	1	1	0
1220 Environmental Sanitarian I	NR	12	1	0	0	1	1	0
1221 Environmental Sanitarian II	NR	15	19	21	21	20	20	0
1222 Environmental Sanitarian III	NR	16	13	12	12	12	12	0
1225 Environmental Sanitarian Supvr	NR	17	9	9	9	9	9	0
1261 Crisis Intervention Counselor	NR	14	1	1	1	1	1	0
2343 Engineer III	NR	18	2	2	2	2	2	0
4017 Human Services Specialist	NR	15	4	3	3	3	3	0
4018 Human Services Supervisor	NR	17	1	1	1	1	1	0
4023 Special Program Manager II	NR	16	2	2	2	2	2	0
Fund Summary			81	81	81	81	81	0
Department Summary			81	81	81	81	81	0

**Health Department
General Fund**

FY2020 Approved Budget

Personnel Summary - Positions Exempt from the County Classified Service

Job Code - Title	Plan	Grade	FY2018 Approved	FY2019 Request	FY2019 Approved	FY2019 Adjusted	FY2020 Budget	Variance
0200 Admin Secty To Dpt/Agency Head	E	1	1	1	1	1	1	0
Fund Summary			1	1	1	1	1	0
Department Summary			1	1	1	1	1	0

Mission Statement

The Anne Arundel County Department of Social Services will assist County residents to achieve and maintain self-sufficiency, provide services to strengthen individuals and families, and join our community partners in the protection of vulnerable adults and children.

Major Accomplishments

- In FY 18, the Work Opportunities Program facilitated 1,140 job placements for 989 for County residents with an avg. starting wage of \$13.26
- The Services Division facilitated the adoption of 16 children from foster care in FY 2018.
- The Young Father's Program (RPEN) assisted 45 non-custodial parents, collecting \$101,00 in child support payments through training and employment.
- In FY 2018, the Department provided In-Home Family Services to 1,196 children in Anne Arundel County. More than 98% of children served remained safely at home with their parents.
- In FY 2018, our Family Support Center served 24 families and 25 children under age 3.
- In FY 2018, 31 new resource homes were approved for placement of foster children; goal of 104 active homes achieved in May.
- With community partners, served 1,854 families and seniors at Thanksgiving and 4,169 families and seniors at Christmas through the Holiday Sharing Program. The estimated value of the volunteer time and donations is \$1,277,650.
- Assisted 307 individuals on Homeless Resource Day in October. 234 volunteers participated. This \$4,000 investment of County funds resulted in an estimated value of over \$67,609 in donated services.
- Assisted 68 individuals with applying for Housing; 46 individuals/families obtained permanent supportive housing.

- Provided 5,721 students in 82 county elementary schools with back to school supplies. Additionally, 12 middle schools received \$1,000 each for school supplies, through a DSS and Board of Education partnership. Monetary value of this program is estimated at \$444,792.

Key Objectives

- Assist Anne Arundel County residents with obtaining economic assistance benefits, employment, job training, healthcare and other community supports to promote self-sufficiency.
- Provide services that strengthen and preserve families and keep children safe from abuse and neglect.
- Maintain an appropriate pool of foster homes in Anne Arundel County to meet the needs of children entering foster care.
- Provide services that assist parents in reunifying with their children.
- Partner with Workforce Development to secure job placements for vulnerable populations served by DSS.
- Prevent homelessness through eviction prevention, utility assistance.
- Provide homeless citizens with resources through hosting Homeless Resource Day and the Street Outreach team.
- Partner with Board of Education to offer school supplies to underprivileged elementary and middle school children.

Comparative Statement of Expenditures

General Classifications of Expenditure	Actual FY2018	Original FY2019	Estimate FY2019	Budget FY2020	Inc (Dec) from Orig.
Fund					
General Fund	5,233,190	5,449,000	5,486,400	5,629,000	180,000
Grant Fund-Social Services	391,738	329,700	329,300	317,500	(12,200)
Total by Fund	5,624,928	5,778,700	5,815,700	5,946,500	167,800
Character					
Adult Services	2,289,725	2,412,100	2,382,900	2,523,800	111,700
Family & Youth Services	3,154,829	3,154,600	3,219,400	3,210,200	55,600
Family Preservation	180,375	212,000	213,400	212,500	500
Total by Character	5,624,928	5,778,700	5,815,700	5,946,500	167,800
Object					
Personal Services	3,993,335	4,041,200	4,067,300	4,031,900	(9,300)
Contractual Services	82,107	90,200	90,200	110,200	20,000
Supplies & Materials	35,010	35,100	30,100	30,100	(5,000)
Business & Travel	10,981	14,000	14,000	14,000	0
Grants, Contributions & Other	1,503,496	1,598,200	1,614,100	1,760,300	162,100
Total by Object	5,624,928	5,778,700	5,815,700	5,946,500	167,800

Department of Social Services

FY2020 Approved Budget

Summary of Budgeted Positions in County Classified Service

Category	Auth FY2018	Approved FY2019	Adjusted FY2019	Budget FY2020	Inc (Dec)
Fund					
General Fund	13.00	13.00	13.00	13.00	0.00
Grant Fund-Social S	1.00	1.00	1.00	1.00	0.00
Total by Fund	14.00	14.00	14.00	14.00	0.00
Character					
Family & Youth Serv	14.00	14.00	14.00	14.00	0.00
Total-Character	14.00	14.00	14.00	14.00	0.00
Barg Unit					
Non-Represented	13.00	13.00	13.00	13.00	0.00
Office Support	1.00	1.00	1.00	1.00	0.00
Total-Barg Unit	14.00	14.00	14.00	14.00	0.00

Performance Measures

Measure	Actual FY2017	Actual FY2018	Estimate FY2019	Estimate FY2020
<u>Adult Services</u>				
Adults Housed & Supervised	14	9	9	9
Bed nights - Homeless Shelter	23,750	49,000	49,000	49,000
Meals - Homeless Shelter	23,318	39,000	39,000	39,000
Local Emergency Assistance Client	1,360	1,750	1,750	1,750
<u>Family & Youth Services</u>				
Physical Exams-Abused Children	33	35	35	55
Emgncy Intake Calls-Child Prot Sv	1,865	1,450	1,455	1,455
Foster Care Supplements-Children	77	44	44	44
New Foster Home Recruits	34	41	41	41

- In addition to the 14 Merit employees illustrated above, the Department is comprised of:
 - 73 Exempt Employees - Non-merit employees hired on a contractual basis
 - 6 Salary Supplements - County supplements for State salaries
 - 3 State Merit Employees - Salaries partially reimbursed with Federal Funds
- A listing of all positions, by department and by job title, is provided at the end of this section.

Department of Social Services

FY2020 Approved Budget

Adult Services

Program Statement

Adult Services includes gap-filling funding for Adult Foster Care, operating costs for Sarah’s House Supportive Housing Program, local emergency assistance and the Community Resource Center.

Adult Foster Care – provides funds to ensure safe, stable and supervised living arrangements for disabled adults who have a chronic mental and/or physical illness. These adults are without relative resources, and are at risk of being institutionalized.

Homeless Shelter Program – provides operating funds for the Sarah’s House Supportive Housing Program for homeless men, women and children via a contract with Associated Catholic Charities. Sarah’s House has 66 beds in the emergency shelter and 62 beds in the transitional shelter. Oversight is provided by Anne Arundel County Department of Social Services which serves as the single source of referrals for the program.

Work Opportunities – ensures Temporary Cash Assistance (TCA) applicants and recipients meet the federal work participation requirement. Many services are provided to assist customers in reaching independence.

Local Emergency Assistance – provides funds for gap-filling services for county citizens in need. These services may include emergency shelter, medications and prescriptions, food, transportation, psychiatric services, home maintenance and repair, and moving and storage of possessions in cases of evictions. These funds provide often-crucial services on an emergency assistance basis when other resources cannot be found.

Community Resource Center – a “mall-like” facility with a single point of entry, which brokers services and resources for the citizens of Anne Arundel County. The center, which is operated by the Department of Social Services, houses nine State and community based partner organizations.

Budget Summary

General Class of Expenditure	Actual FY2018	Original FY2019	Estimate FY2019	Budget FY2020	Inc (Dec) from Orig.
Fund					
General Fund	2,260,652	2,370,500	2,341,700	2,479,000	108,500
Grant Fund-Social S	29,072	41,600	41,200	44,800	3,200
Total by Fund	2,289,725	2,412,100	2,382,900	2,523,800	111,700
Object					
Personal Services	786,726	856,100	826,900	838,800	(17,300)
Contractual Services	39,360	49,600	49,600	41,500	(8,100)
Supplies & Materials	771	1,000	1,000	1,000	0
Business & Travel	0	0	0	0	0
Grants, Contribution	1,462,868	1,505,400	1,505,400	1,642,500	137,100
Total by Object	2,289,725	2,412,100	2,382,900	2,523,800	111,700

- The decrease in Personal Services is attributable to countywide increases to the pay package, offset by an adjustment to turnover.
- Increase in Grants, Contributions & Other is attributable to increase Grants

Department of Social Services
Family & Youth Services

FY2020 Approved Budget

Program Statement

The Family & Youth Services Program provides services that protect vulnerable children and their families. It includes Family Support center, Child Protective Services, Foster Care for Children, Legal Services and Support Services.

Support Services – provides funding for administrative support for agency programs and County projects managed by Social Services. Two fiscal positions help manage and assist with administrative work related to the County budget, associated revenue, grants, processing requisitions, receiving, and accounts payable through the County's financial system.

Family Support Center - offers child development, educational, parenting and job training services to parents with children 3 years old and under. The center provides an Alternative Teen education program for young parents, in partnership with Anne Arundel County Schools. The center provides free on-site child care for parents receiving services

The Responsible Parent Employment Network (RPEN) program offers job training and employment assistance to noncustodial parents who are behind in their child support payments.

Child Protective Services – provides partial funding for nine positions that work to keep County children safe by investigating reports of abuse and neglect and collaborating with police and the courts to maintain the safety and stability of children in their own homes.

Foster Care for Children – provides partial funding for five positions that work with children who have been placed in care outside their own homes, with the goal of keeping them safe until they are able to achieve a permanent living situation. Funds are also provided to supplement payments to foster parents for their service to our children as well as assist in funding some day care to enable foster parents to continue to care for foster children placed in their homes.

Legal Services – state-mandated legal services for agency juvenile court and guardianship cases. County funds are partially offset by Federal matching funds.

Budget Summary

General Class of Expenditure	Actual FY2018	Original FY2019	Estimate FY2019	Budget FY2020	Inc (Dec) from Orig.
Fund					
General Fund	2,792,163	2,866,500	2,931,300	2,937,500	71,000
Grant Fund-Social S	362,666	288,100	288,100	272,700	(15,400)
Total by Fund	3,154,829	3,154,600	3,219,400	3,210,200	55,600
Object					
Personal Services	3,031,123	2,977,800	3,031,700	2,985,300	7,500
Contractual Services	37,772	35,900	35,900	64,000	28,100
Supplies & Materials	34,239	34,100	29,100	29,100	(5,000)
Business & Travel	11,067	14,000	14,000	14,000	0
Grants, Contribution	40,628	92,800	108,700	117,800	25,000
Total by Object	3,154,829	3,154,600	3,219,400	3,210,200	55,600

- The increase in Personal Services is attributable to countywide increases to the pay package and benefits.
- Increase in Contractual Services is attributable to increase in Professional Services.
- Decrease in Supplies & Materials is attributable to decrease in General Office Supplies.
- Increase in Grants, Contributions is attributed to an increase in grants.

Department of Social Services
Family Preservation

FY2020 Approved Budget

Program Statement

The Family Preservation Program represents a partnership between the Department and the State to establish a service delivery system to enhance the well-being of children and their families.

Budget Summary

General Class of Expenditure	Actual FY2018	Original FY2019	Estimate FY2019	Budget FY2020	Inc (Dec) from Orig.
Fund					
General Fund	180,375	212,000	213,400	212,500	500
Total by Fund	180,375	212,000	213,400	212,500	500
Object					
Personal Services	175,486	207,300	208,700	207,800	500
Contractual Services	4,975	4,700	4,700	4,700	0
Business & Travel	(87)	0	0	0	0
Total by Object	180,375	212,000	213,400	212,500	500

- There is no county funding associated with this program. The State provides the full amount budgeted.
- The increase in Personal Services is attributable to countywide increases to the pay package and offset by benefits savings.

**Department of Social Services
General Fund**

FY2020 Approved Budget

Personnel Summary - Positions in the County Classified Service

Job Code - Title	Plan	Grade	FY2018 Approved	FY2019 Request	FY2019 Approved	FY2019 Adjusted	FY2020 Budget	Variance
0213 Office Support Specialist	OS	6	1	1	1	1	1	0
0241 Management Assistant I	NR	15	2	2	2	2	2	0
0242 Management Assistant II	NR	17	1	1	1	1	1	0
0513 Attorney III	NR	21	1	1	1	1	1	0
4017 Human Services Specialist	NR	15	1	1	1	1	1	0
4022 Special Program Manager I	NR	14	1	1	1	1	1	0
4023 Special Program Manager II	NR	16	4	4	4	4	4	0
Fund Summary			11	11	11	11	11	0
Department Summary			11	11	11	11	11	0

Police Department

FY2020 Approved Budget

Mission Statement

To fight and drive down all crimes while working in partnership with our community.

Major Accomplishments

- Community outreach continues to be a focus of the department interacting within the neighborhoods. Utilizing the PACT Unit (Police and Community Together) officers to develop and foster relationships within communities.
- Continued Smooth Operator, Operation HASTE (Helping Arriving Students through Enforcement) and Neighborhood Speed Watch educating the motoring public through traffic enforcement. Officers used written warnings, citations and pamphlets as a tool to educate the public.
- Volunteer programs within the department such as the Reserve Officers, Chaplains and Volunteers within Police Service, provided over 19,000 hours of service to the taxpayers of the County.
- The major offenders unit and the heroin task force continue to grind persistently on investigations in the County. Their diligent work ethic has resulted in the arrests of 68 individuals.
- The narcotics and special investigations section seized over \$3 million worth of controlled dangerous substances during various investigations.
- Long-term investigations targeting large drug distribution resulted in the dismantling of several major Drug Trafficking Organizations.
- The narcotics and special investigations initiated 18 prescription fraud investigations which resulted in the arrests of 11 individuals.

- The metal theft unit continues to expand its use of electronic technology and has established cooperative relationships with the local scrap yards.
- Animal Control conducted weekly rabies clinics vaccinating over 3,000 pets and assisted with the adoption/rescued/redemption of 3,200 animals.

Key Objectives

- Work to reduce opioid use and distribution to prevent loss of life and the negative social impact the drug has on the lives of citizens within the county.
- Reduce the criminal activity of repeat offenders and validated members of criminal gangs, work to reduce Commercial Robberies, Thefts from Automobiles (TFAs) and continue community oriented and predictive policing strategies "to fight and drive down crime"
- Build community relationships by improving the ability to communicate, providing transparency, and increasing public confidence in the Police Department.
- Secure and safeguard children at school and promote positive youth development.

Comparative Statement of Expenditures

General Classifications of Expenditure	Actual FY2018	Original FY2019	Estimate FY2019	Budget FY2020	Inc (Dec) from Orig.
Fund					
General Fund	131,883,009	141,640,300	141,923,000	151,162,000	9,521,700
Forfeit & Asset Seizure Fnd	551,665	821,000	821,000	500,000	(321,000)
Grant Fund-Police Dept	724,201	1,340,900	1,580,200	1,691,500	350,600
Video Lottery Local Impact Aid	3,682,000	3,459,200	3,459,200	3,400,000	(59,200)
Total by Fund	136,840,875	147,261,400	147,783,400	156,753,500	9,492,100
Character					
Patrol Services	69,821,482	73,192,200	74,148,000	73,709,500	517,300
Operations & Investigations	24,103,529	26,030,800	26,641,100	31,952,600	5,921,800
Admin Services	42,364,199	47,217,400	46,173,300	50,591,400	3,374,000
Forfeiture & Asset Seizure Exp	551,665	821,000	821,000	500,000	(321,000)
Total by Character	136,840,875	147,261,400	147,783,400	156,753,500	9,492,100
Object					
Personal Services	114,947,025	124,144,800	124,775,800	130,623,600	6,478,800
Contractual Services	16,008,676	16,516,600	16,436,700	16,375,500	(141,100)
Supplies & Materials	2,998,198	2,773,400	2,697,900	3,148,100	374,700
Business & Travel	326,778	350,300	316,400	386,000	35,700
Capital Outlay	2,377,710	3,336,300	3,416,600	6,080,300	2,744,000
Grants, Contributions & Other	182,488	140,000	140,000	140,000	0
Total by Object	136,840,875	147,261,400	147,783,400	156,753,500	9,492,100

Police Department

FY2020 Approved Budget

Summary of Budgeted Positions in County Classified Service

Category	Auth FY2018	Approved FY2019	Adjusted FY2019	Budget FY2020	Inc (Dec)
Fund					
General Fund	986.00	1,010.00	1,009.00	998.00	(11.00)
Total by Fund	986.00	1,010.00	1,009.00	998.00	(11.00)
Character					
Patrol Services	534.00	542.00	542.00	510.00	(32.00)
Operations & Investi	172.00	167.00	167.00	175.00	8.00
Admin Services	280.00	301.00	300.00	313.00	13.00
Total-Character	986.00	1,010.00	1,009.00	998.00	(11.00)
Barg Unit					
Labor/Maintenance	108.00	108.00	108.00	109.00	1.00
Non-Represented	74.00	78.00	77.00	79.00	2.00
Office Support	75.00	75.00	75.00	51.00	(24.00)
Police Lieutenant	33.00	33.00	33.00	34.00	1.00
Police Officers	622.00	642.00	642.00	649.00	7.00
Police Sergeants	74.00	74.00	74.00	76.00	2.00
Total-Barg Unit	986.00	1,010.00	1,009.00	998.00	(11.00)

Performance Measures

Measure	Actual FY2017	Actual FY2018	Estimate FY2019	Estimate FY2020
<u>Executive Services</u>				
CDS Cases Analyzed	1,525	1,924	2,400	2,600
Traffic Citations Issued	65,854	63,964	65,000	65,000
Auto Theft Cases	94	93	90	90
Extraditions	124	97	135	135
Commercial Vehicles Inspected	468	412	425	425
Narcotics Cases Assigned	367	208	400	400
Narcotics Cases Closed	290	152	325	325
Cases Assigned to Homicide	72	76	88	90
Child Abuse Cases Assigned	213	213	300	325
Precious Metals Cases	48	52	54	56
911 Calls Received (Avg)	1,099	1,063	1,117	1,173
Animals Successfully Adopted	3,240	3,258	3,270	3,270
Incident Reports Processed	50,454	50,901	52,000	52,000
Arrests	13,901	12,950	15,000	15,000

- In addition to the positions in the Classified Service shown above, there are seven (7) exempt positions including the Police Chief, an Administrative Secretary to the Department Head, three Police Majors, and two Deputy Police Chiefs.
- Twenty-four (24) Booking Officers were transferred to the Detention Center in FY20 for Central Holding and Processing.
- Seven (7) new sworn Police Officers, two (2) Police Sergeants, a Police Lieutenant, a Forensic Chemist II, a Management Aide and a Custodial Worker were added in FY20.
- A summary of all positions, by department and by job title, is provided at the end of this section.

**Police Department
Patrol Services**

FY2020 Approved Budget

Program Statement

Patrol Division – Uniform patrol officers are responsible for the immediate response to calls for service including the preliminary investigation of crimes and traffic accidents, the arrest of individuals found to be in violation of state and county laws, and referral of non-enforcement matters to other agencies.

Community Relations – Manages and supervises Arundel Mills Public Safety Corridor as well as all activities associated with the Residential Security Program, Police Explorers Program, Citizens Police Academy, Police Reserve Officer Program, Volunteers in Police Service (VIPS), Chaplains Program, Senior Liaison Program, Court Liaison, Bike Patrol Unit, and the Agency’s False Alarm Project.

School Resource Officers – This program works in partnership with the AACo Board of Education. The school resource officers assist with identifying students at risk for academic failure, truancy, and or involvement in criminal

Budget Summary

General Class of Expenditure	Actual FY2018	Original FY2019	Estimate FY2019	Budget FY2020	Inc (Dec) from Orig.
Fund					
General Fund	66,989,873	70,194,100	70,828,000	70,371,000	176,900
Grant Fund-Police D	505,609	672,100	994,000	1,012,500	340,400
Video Lottery Local	2,326,000	2,326,000	2,326,000	2,326,000	0
Total by Fund	69,821,482	73,192,200	74,148,000	73,709,500	517,300
Object					
Personal Services	68,404,686	71,796,900	72,774,500	72,675,300	878,400
Contractual Services	1,137,704	1,124,200	1,127,600	723,700	(400,500)
Supplies & Materials	236,499	219,500	199,700	224,000	4,500
Business & Travel	16,743	30,200	36,700	48,100	17,900
Capital Outlay	25,851	21,400	9,500	38,400	17,000
Total by Object	69,821,482	73,192,200	74,148,000	73,709,500	517,300

- The increase in Personal Services is attributable to countywide increases to the pay package and benefits and an increase in overtime offset by the moving of Booking Officers to the Detention Center.
- The Bureau's budget includes \$2.3 million in Video Lottery Impact Aid for staffing near the Arundel Mills complex and sustaining services in the communities in immediate proximity to the VLT Facility.
- The decrease in Contractual Services is attributable to a decrease in the prisoner transport contract.

**Police Department
Operations & Investigations**

FY2020 Approved Budget

Program Statement

Aviation – Serves the police department’s need for aerial search and reconnaissance capability.

Crime Lab – Secures and ID’s CDS, serological testing and DNA analysis to support investigations and prosecutions.

Criminal Investigation - Responsible for the investigation of homicides; kidnappings; uses of deadly force by law enforcement; in-custody deaths; rape; felony sex offenses; sexual offenders; child and vulnerable adult abuse; critical missing persons; major auto theft cases; major financial crimes; and crimes and regulatory violations related to pawn, second hand, and precious metal dealers.

Evidence Collection – Collection and processing of physical evidence, crime scene and special forensic photography, identification, latent print examination, and coordination of other lab services.

Homeland Security & Intelligence - Responsible for the prevention, disruption, and interdiction of organized crime, gang activity, terrorism, violent criminals, and illegal activity.

K-9 Patrol – The responsibility of the Canine Unit is to provide line support to divisions within the department with specially trained police dogs.

Special Enforcement Section - Responsible for the investigation of major drug trafficking organizations; prescription drug diversion, vice crimes (including human trafficking, prostitution and illegal gambling).

Special Operation - Responsible for providing response support in emergency situations requiring specialized tactics and / or equipment including barricades and maritime operations.

Traffic Safety – Responsible for the investigation of serious departmental accidents, fatal accidents, traffic trends and analysis, the chemical test program, the towing program, motorcycle operations, taxi cab inspections and more.

Budget Summary

General Class of Expenditure Fund	Actual FY2018	Original FY2019	Estimate FY2019	Budget FY2020	Inc (Dec) from Orig.
General Fund	24,103,529	26,030,800	26,641,100	31,952,600	5,921,800
Total by Fund	24,103,529	26,030,800	26,641,100	31,952,600	5,921,800
Object					
Personal Services	22,350,171	23,629,900	24,386,600	25,782,200	2,152,300
Contractual Services	1,013,280	1,048,300	904,700	791,400	(256,900)
Supplies & Materials	546,023	593,600	558,400	650,200	56,600
Business & Travel	56,352	76,000	76,600	78,800	2,800
Capital Outlay	137,703	683,000	714,800	4,650,000	3,967,000
Total by Object	24,103,529	26,030,800	26,641,100	31,952,600	5,921,800

- The increase in Personal Services is attributable to countywide increases to the pay package and benefits and new positions.
- The decrease in Contractual Services is a result of the red light camera contract, which ended in FY19.
- The increase in Business and Travel is attributable to the movement of a membership fee from Contractual Services.
- The increase in Supplies and Materials is attributable to an increase in lab supplies and safety equipment.
- The increase in Capital Outlay is attributable to the purchase of a helicopter.

**Police Department
Admin Services**

FY2020 Approved Budget

Program Statement

The Bureau of Administrative Services provides operational support to the rest of the department as follows:

Animal Control – Ensuring public safety, the humane treatment of animals, and providing quality professional services to the public.

Communications – Provides coordination of incoming and outgoing 911 calls for police, fire and EMS service.

Management & Planning – Oversees management and administrative functions such as fiscal analysis, budget, vehicle fleet, procurement, and grant administration.

Personnel – Responsible for transfer, promotions, terminations, retirements, monitors compliance with FMLA, ADA FLSA and labor agreements.

Records – Responsible for maintaining control and custody of police incident reports and criminal history records as well as the FBI’s Uniform Crime Reporting Program.

Technology & Property – Provides research and coordination of technology as well as evidence storage and quartermaster functions.

Training Academy – Recruitment as well as entry-level, in-service and specialized training as required by the Maryland Police Training Commission.

Budget Summary

General Class of Expenditure	Actual FY2018	Original FY2019	Estimate FY2019	Budget FY2020	Inc (Dec) from Orig.
Fund					
General Fund	40,789,607	45,415,400	44,453,900	48,838,400	3,423,000
Grant Fund-Police D	218,592	668,800	586,200	679,000	10,200
Video Lottery Local	1,356,000	1,133,200	1,133,200	1,074,000	(59,200)
Total by Fund	42,364,199	47,217,400	46,173,300	50,591,400	3,374,000
Object					
Personal Services	24,192,169	28,718,000	27,614,700	32,166,100	3,448,100
Contractual Services	13,488,515	13,984,100	14,044,400	14,500,400	516,300
Supplies & Materials	2,215,676	1,960,300	1,939,800	2,273,900	313,600
Business & Travel	253,683	244,100	203,100	259,100	15,000
Capital Outlay	2,214,156	2,310,900	2,371,300	1,391,900	(919,000)
Grants, Contribution	0	0	0	0	0
Total by Object	42,364,199	47,217,400	46,173,300	50,591,400	3,374,000

- The increase in Personal Services is attributable to countywide increases to the pay package and benefits, a turnover adjustment and new positions.
- The increase in Contractual Services is attributable to the addition of new vehicles to the lease and replacement program and an update to the vehicle lease rates.
- The increase in Supplies and Materials is attributable to the taser lease program.
- Capital Outlay accounts for vehicles and equipment related to the ten new sworn uniform positions, the decrease is related to 20 vehicles being purchased in FY19.
- The Bureau's budget includes \$1.1M in Video Lottery Impact Aid for staffing near the Arundel Mills complex and sustaining services in the communities in immediate proximity to the VLT Facility.

**Police Department
Forfeiture & Asset Seizure Exp**

FY2020 Approved Budget

Program Statement

The Forfeit and Asset Seizure Fund is used to account for funds received through the United States Department of Justice Forfeiture Program. The primary purpose of this program is to deter crime by depriving criminals of the profits and proceeds of their illegal activities and to weaken criminal enterprises by removing the instrumentalities of crime. An ancillary purpose of the program is to enhance cooperation among federal, state, and local law enforcement agencies through the equitable sharing of federal forfeiture proceeds.

Any state or local law enforcement agency that directly participates in an investigation or prosecution that results in a federal forfeiture, may request an equitable share of the net proceeds of the forfeiture. The budget represented here provides the local appropriation authority necessary for the Chief of Police to authorize the expenditure of these funds in accordance with the Equitable Sharing Agreement and annual certification report.

Prior to FY2010, this Fund was also used to account for forfeiture proceeds arising from the enforcement of State laws. It has recently been determined by the County Office of Law, that the various provisions of State law that govern such forfeitures indicate that any money that is forfeited, as well as the proceeds of the sale of other forfeited assets, must go to the County Controller for deposit into the County's General Fund. Therefore, the balance of proceeds related to State forfeitures, or about \$250,000, was transferred from this Fund into the General Fund at the end of FY2009.

As a matter of policy, the County will continue to use these State forfeiture proceeds for the same purposes they have been used for in the past; to provide funding for capital outlay purchases in the Police Department.

Budget Summary

General Class of Expenditure Fund	Actual FY2018	Original FY2019	Estimate FY2019	Budget FY2020	Inc (Dec) from Orig.
Forfeit & Asset Seiz	551,665	821,000	821,000	500,000	(321,000)
Total by Fund	551,665	821,000	821,000	500,000	(321,000)
Object					
Contractual Services	369,177	360,000	360,000	360,000	0
Capital Outlay	0	321,000	321,000	0	(321,000)
Grants, Contribution	182,488	140,000	140,000	140,000	0
Total by Object	551,665	821,000	821,000	500,000	(321,000)

- The FAST Fund budget provides for the purchases of law enforcement items and services.

**Police Department
General Fund**

FY2020 Approved Budget

Personnel Summary - Positions in the County Classified Service

Job Code - Title	Plan	Grade	FY2018 Approved	FY2019 Request	FY2019 Approved	FY2019 Adjusted	FY2020 Budget	Variance
0211 Office Support Assistant I	OS	2	3	3	3	3	3	0
0212 Office Support Assistant II	OS	4	18	18	18	18	18	0
0213 Office Support Specialist	OS	6	11	11	11	11	11	0
0222 Secretary II	OS	4	5	5	5	5	5	0
0223 Secretary III	OS	6	1	1	1	1	1	0
0224 Management Aide	NR	12	2	2	2	2	3	1
0241 Management Assistant I	NR	15	7	7	7	7	7	0
0242 Management Assistant II	NR	17	2	2	2	2	2	0
0245 Senior Management Assistant	NR	19	2	2	2	2	2	0
0246 Senior Budget Mgmt Analyst	NR	21	1	1	1	1	1	0
0255 Public Services Dispatcher	LM	7	2	2	2	2	2	0
0264 Program Manager	NR	19	3	3	3	3	3	0
0265 Program Specialist I	NR	15	1	1	1	1	1	0
0266 Program Specialist II	NR	17	2	2	2	2	2	0
0712 Storekeeper II	LM	6	2	2	2	2	2	0
0716 Warehouse Manager	NR	14	1	1	1	1	1	0
0873 GIS Specialist	NR	15	1	1	1	1	1	0
1003 Animal Control Officer	LM	8	10	10	10	10	10	0
1011 Animal Control Technician	LM	9	3	3	3	3	3	0
1021 Animal Control Supervisor	NR	15	2	2	2	2	2	0
1031 Animal Control Administrator	NR	20	1	1	1	1	1	0
1511 Latent Print Examiner I	NR	14	2	2	2	2	2	0
1512 Latent Print Examiner II	NR	16	2	2	2	2	2	0
1513 Crime Analyst	OS	10	1	1	1	1	1	0
1516 Forensic Chemist II	NR	17	4	5	5	5	6	1
1517 Senior Forensic Chemist	NR	18	3	3	3	3	3	0
1519 Forensic Services Director	NR	20	1	1	1	1	1	0
1520 Firearms Examiner	NR	17	1	1	1	1	1	0
1521 Police Records Manager	NR	19	1	1	1	1	1	0
1525 Crime Scene Technician II	OS	11	12	12	12	12	12	0
1527 Evidence Coordinator	NR	15	1	1	1	1	1	0
1528 Evidence Coordinator Leader	NR	16	1	1	1	1	1	0
1532 Booking Officer	OS	7	24	24	24	24	0	-24
1535 Polygraph Examiner	NR	15	1	1	1	1	1	0

**Police Department
General Fund**

FY2020 Approved Budget

Personnel Summary - Positions in the County Classified Service

Job Code - Title	Plan	Grade	FY2018 Approved	FY2019 Request	FY2019 Approved	FY2019 Adjusted	FY2020 Budget	Variance
1536 Photographic Laboratory Techn	NR	12	1	1	1	1	1	0
1537 Sr Photographic Laborat Techn	NR	13	1	1	1	1	1	0
1539 Senior Special Investigator	NR	15	0	1	1	1	1	0
1540 Police Communicat Operator IV	NR	16	4	4	4	4	4	0
1541 Police Communicat Operator I	LM	9	24	24	24	23	23	0
1542 Police Fleet Coordinator	NR	13	1	1	1	1	1	0
1543 Police Communicat Operator II	LM	10	55	55	55	56	56	0
1544 Police Communicat Coordinator	NR	14	1	1	1	1	1	0
1545 Police Communicat Operator III	NR	14	11	11	11	11	11	0
1546 Police Communications Manager	NR	20	1	1	1	1	1	0
1547 Special Investigator	NR	14	0	2	2	2	2	0
1549 Communications System Manager	NR	16	1	1	1	1	1	0
1551 Police Officer	P	0	0	0	0	156	163	7
1551 Police Officer	P	1	125	158	158	0	0	0
1552 Police Officer First Class	P	0	0	0	0	99	99	0
1552 Police Officer First Class	P	1A	103	90	90	0	0	0
1553 Police Corporal	P	1B	394	394	394	387	387	0
1561 Police Sergeant	P	2	74	74	74	74	76	2
1571 Police Lieutenant	P	3	33	33	33	33	34	1
1581 Police Captain	P	4	10	10	10	10	10	0
1585 Police Major	P	5	1	1	1	0	0	0
2111 Custodial Worker	LM	2	6	6	6	6	7	1
2412 Maintenance Worker II	LM	5	6	6	6	6	6	0
Fund Summary			986	1,010	1,010	1,009	998	-11
Department Summary			986	1,010	1,010	1,009	998	-11

**Police Department
General Fund**

FY2020 Approved Budget

Personnel Summary - Positions Exempt from the County Classified Service

Job Code - Title	Plan	Grade	FY2018 Approved	FY2019 Request	FY2019 Approved	FY2019 Adjusted	FY2020 Budget	Variance
0158 Chief Of Police	E	8	1	1	1	1	1	0
0200 Admin Secty To Dpt/Agency Head	E	1	1	1	1	1	1	0
1584 Police Major(Exempt)	E	6	2	2	2	3	3	0
1590 Deputy Police Chief (Exempt)	E	7	2	2	2	2	2	0
Fund Summary			6	6	6	7	7	0
Department Summary			6	6	6	7	7	0

Fire Department

FY2020 Approved Budget

Mission Statement

The mission of the Fire Department is to provide essential emergency and non-emergency services to eliminate threats to life, property, and the environment to the residents of Anne Arundel County and surrounding communities.

Major Accomplishments

- Since inception the Emergency Medical Service (EMS) Transport Fees program has collected over \$76 Million (through Dec 2018). FY19 should see around \$12 Million in collections.
- Implemented a very successful Safe Stations program that has helped over 1600 citizens deal with substance abuse issues.
- Continued our year round recruiting process utilizing the Departmental Recruitment Workgroup.
- Purchased and placed the following apparatus in-service; 2 ambulances/paramedic units, 1 ladder truck, 1 fire engine, 1 mini-pumper and 1 tanker.
- Recruit Class 58 is currently in the Academy with 37 Recruit Firefighters.
- Continued to refine the deployment of our current resources to improve emergency medical services and increase firefighter safety.
- Opened a replacement station in Lake Shore, remodeled the Harmans Dorsey and South Glen Burnie stations.

Key Objectives

- Ensure the service delivery system is appropriately positioned to serve current and future needs.
- Enhance service to the citizens and increase firefighter safety by increasing staffing.
- Continue to improve the Wellness and Fitness initiative to continue to reduce firefighter injuries.
- Identify and use report based data to make strategic decisions that will improve services to residents, create best practices, and provide for firefighter safety.
- Empower our residents, regardless of age to improve their health, safety and preparedness through topic based public education.
- Improve career development and continuous education of all responders to ensure the community's needs are met.
- Continue the apparatus replacement plan to modernize the fleet with engines, ladder trucks, rescue squads, tankers, EMS transport units, and support vehicles.
- Continue our fire station construction program in Galesville, Jacobsville and Herald Harbor to ensure our facilities are modern, safe and efficient.

Comparative Statement of Expenditures

General Classifications of Expenditure	Actual FY2018	Original FY2019	Estimate FY2019	Budget FY2020	Inc (Dec) from Orig.
Fund					
General Fund	107,882,697	113,404,400	113,069,400	122,647,000	9,242,600
Grant Fund-Fire Dept	105,544	246,600	291,000	3,733,700	3,487,100
Video Lottery Local Impact Aid	6,398,000	5,598,000	5,598,000	5,248,000	(350,000)
Total by Fund	114,386,241	119,249,000	118,958,400	131,628,700	12,379,700
Character					
Planning & Logistics	29,134,170	33,265,600	32,930,400	38,124,800	4,859,200
Operations	85,251,545	85,983,400	86,028,000	93,503,900	7,520,500
EMS/Special Operations Bur	526	0	0	0	0
Emergency Management	0	0	0	0	0
Total by Character	114,386,241	119,249,000	118,958,400	131,628,700	12,379,700
Object					
Personal Services	96,171,116	100,442,300	100,439,200	110,421,000	9,978,700
Contractual Services	9,887,257	10,141,300	10,273,800	10,170,800	29,500
Supplies & Materials	3,571,651	3,713,100	3,357,500	4,737,000	1,023,900
Business & Travel	135,311	169,200	203,500	214,200	45,000
Capital Outlay	3,395,825	3,589,000	3,490,300	4,291,300	702,300
Grants, Contributions & Other	1,225,081	1,194,100	1,194,100	1,794,400	600,300
Total by Object	114,386,241	119,249,000	118,958,400	131,628,700	12,379,700

Fire Department

FY2020 Approved Budget

Summary of Budgeted Positions in County Classified Service

Category	Auth FY2018	Approved FY2019	Adjusted FY2019	Budget FY2020	Inc (Dec)
Fund					
General Fund	918.00	930.00	930.00	934.00	4.00
Grant Fund-Fire Dep	0.00	0.00	0.00	50.00	50.00
Total by Fund	918.00	930.00	930.00	984.00	54.00
Character					
Planning & Logistics	131.00	129.00	129.00	180.00	51.00
Operations	787.00	801.00	801.00	804.00	3.00
Total-Character	918.00	930.00	930.00	984.00	54.00
Barg Unit					
Fire Battalion Chief	17.00	17.00	17.00	17.00	0.00
Fire	843.00	853.00	853.00	903.00	50.00
Labor/Maintenance	31.00	33.00	33.00	36.00	3.00
Non-Represented	18.00	18.00	18.00	19.00	1.00
Office Support	9.00	9.00	9.00	9.00	0.00
Total-Barg Unit	918.00	930.00	930.00	984.00	54.00

Performance Measures

Measure	Actual FY2017	Actual FY2018	Estimate FY2019	Estimate FY2020
<u>Planning & Logistics</u>				
Responses to calls for service	79,210	79,789	83,212	84,500
Repairs to apparatus	2,500	2,673	2,500	2,650
Hazardous materials incidents	62	98	60	60
Inspections performed by FMO	6,806	5,375	6,500	7,000
Inspections performed by Stations	6,993	5,694	6,500	6,500
Fire Investigations	188	183	220	200
Public fire safety educ. classes	550	420	575	460
Arson case closures	11	12	20	15
Smoke Alarm Outreach	225	305	300	335

- In addition to the positions in the Classified Service shown above, there are four (4) exempt positions including the Fire Chief, an Administrative Secretary, an Assistant Fire Chief, and a Fire Chief of Staff.
- Three (3) Fire Communication Operators and one (1) Senior Management Assistant were added in FY20.
- Fifty (50) Fire Fighter II's were added through the SAFER grant in FY20.
- A summary of all positions, by department and by job title, is provided at the end of this section.

**Fire Department
Planning & Logistics**

FY2020 Approved Budget

Program Statement

The Planning Bureau supports the Department's mission as follows:

Administration Section -This section is headed by the Bureau Deputy Chief, and human resources and fiscal management.

Records Section - A Management Assistant I is responsible for the administration of Fire and EMS reports generated as a result of emergency responses.

Payroll Section - Three Office Support Specialists receive payroll and leave reports from field timekeepers and re-enter this information into the Time and Attendance System or onto MSA paper time sheets.

Fire Training - Provides training of new recruits when necessary as well as ongoing training for incumbent personnel to maintain professional certifications, improve the general training levels of employees, and enhance the safety of personnel.

Fire Investigations – Provides investigative services following fire incidents including determination of origin, cause of the fire, and follow-up arson investigation.

Fire Inspections – Provides inspection services for permitted building activity as well as coordination of in-service fire inspections performed by station personnel and review of plans associated with permit applications.

Operations Support – Coordinates the repair and maintenance of fire apparatus, the testing and maintenance of self-contained breathing apparatus, and the inventory of replacement equipment, protective clothing and uniforms.

Communications – Provides call taking and dispatch services in response to calls for service. Maintains all forms of communications, phones, radios and pagers.

Capital Projects - Provides oversight and control of department capital projects.

Budget Summary

General Class of Expenditure	Actual FY2018	Original FY2019	Estimate FY2019	Budget FY2020	Inc (Dec) from Orig.
Fund					
General Fund	29,109,092	33,024,000	32,683,600	34,399,100	1,375,100
Grant Fund-Fire Dep	25,079	241,600	246,800	3,725,700	3,484,100
Total by Fund	29,134,170	33,265,600	32,930,400	38,124,800	4,859,200
Object					
Personal Services	15,295,116	18,490,900	18,227,100	21,793,000	3,302,100
Contractual Services	9,139,776	9,486,800	9,691,700	9,489,300	2,500
Supplies & Materials	2,928,920	3,003,800	2,739,300	4,063,400	1,059,600
Business & Travel	109,581	116,000	181,000	161,000	45,000
Capital Outlay	1,660,777	2,144,000	2,067,200	2,578,000	434,000
Grants, Contribution	0	24,100	24,100	40,100	16,000
Total by Object	29,134,170	33,265,600	32,930,400	38,124,800	4,859,200

- The increase in Personal Services is attributable to countywide increases to the pay package and benefits and new positions.
- The Contractual Services category primarily funds the operation and maintenance of the Department's apparatus. Increases are attributable to an increase in vehicle lease rates offset by a reduction in medical services.
- The increase in Supplies and Materials is attributable to equipment for new positions.
- The increase in Business and Travel is associated with an increase in training.
- The increase in Capital Outlay is attributable to apparatus equipment.

Fire Department Operations

FY2020 Approved Budget

Program Statement

The Operations Bureau is responsible for the daily staffing of 31 stations located throughout the County. They provides fire suppression and emergency medical services, both basic life support (ambulance) and advanced life support (paramedic):

Suppression – Is responsible for daily staffing at the 31 stations in the County, responding to calls for service involving fire suppression, medical calls as first responders, and various rescue scenarios.

Basic Life Support – Provides response to medical emergency calls where protocol indicates a requirement for basic life support and response to major fire incidents to provide medical backup / transportation.

Advanced Life Support – Provides response to medical emergency calls where protocol indicates a requirement for advanced life support and response to major fire incidents to provide medical backup / transportation.

EMS Training & Quality Assurance – Provides emergency medical training for both career and volunteer personnel and Quality Assurance of all medical providers thru the use of EMS Supervisors.

Volunteer Coordinator – One full-time employee provides coordination between management and volunteer companies. This includes managing the volunteer certification database, coordinating quarterly training with Training Division Staff, managing CDS testing for volunteers and other matters as needed.

Budget Summary

General Class of Expenditure	Actual FY2018	Original FY2019	Estimate FY2019	Budget FY2020	Inc (Dec) from Orig.
Fund					
General Fund	78,773,605	80,380,400	80,385,800	88,247,900	7,867,500
Grant Fund-Fire Dep	79,939	5,000	44,200	8,000	3,000
Video Lottery Local	6,398,000	5,598,000	5,598,000	5,248,000	(350,000)
Total by Fund	85,251,545	85,983,400	86,028,000	93,503,900	7,520,500
Object					
Personal Services	80,876,000	81,951,400	82,212,100	88,628,000	6,676,600
Contractual Services	747,481	654,500	582,100	681,500	27,000
Supplies & Materials	642,205	709,300	618,200	673,600	(35,700)
Business & Travel	25,731	53,200	22,500	53,200	0
Capital Outlay	1,735,047	1,445,000	1,423,100	1,713,300	268,300
Grants, Contribution	1,225,081	1,170,000	1,170,000	1,754,300	584,300
Total by Object	85,251,545	85,983,400	86,028,000	93,503,900	7,520,500

- The Fire Department Budget includes \$5.3 million in Video Lottery Impact Aid for the continued staffing of an ambulance unit at the Harmans-Dorsey Station, sustaining services in the communities in immediate proximity to the VLT. The reduction of \$500,000 of Video Lottery Impact Aid is shifted to the General Fund.
- The increase in Personal Services is attributable to countywide increases to the pay package and benefits and new positions.
- The increase in Contractual Services is attributable to operating equipment services.
- The decrease in Supplies and Materials is attributable to a decrease in chemicals.
- The increase in Capital Outlay is attributable to an increase in VLT funding and mechanical equipment.
- The increase in Grants, Contributions and Other is associated with the match for the SAFER grant.

**Fire Department
General Fund**

FY2020 Approved Budget

Personnel Summary - Positions in the County Classified Service

Job Code - Title	Plan	Grade	FY2018 Approved	FY2019 Request	FY2019 Approved	FY2019 Adjusted	FY2020 Budget	Variance
0212 Office Support Assistant II	OS	4	2	2	2	2	2	0
0213 Office Support Specialist	OS	6	3	3	3	3	3	0
0223 Secretary III	OS	6	4	4	4	4	4	0
0224 Management Aide	NR	12	3	3	3	3	2	-1
0242 Management Assistant II	NR	17	2	2	2	2	3	1
0245 Senior Management Assistant	NR	19	0	0	0	0	1	1
0265 Program Specialist I	NR	15	2	2	2	2	2	0
0266 Program Specialist II	NR	17	1	1	1	1	1	0
0711 Storekeeper I	LM	4	2	2	2	2	2	0
0712 Storekeeper II	LM	6	1	1	1	1	1	0
1305 Comm Systems Support Specialis	NR	13	1	1	1	1	1	0
1400 Fire Communication Operator	LM	10	23	25	25	25	28	3
1402 Fire Fighter II	F	1	328	340	340	326	376	50
1403 Fire Fighter III	F	2	150	141	141	139	139	0
1404 FF Emergency Med Tech-Intermed	F	3	21	19	19	19	19	0
1405 FF Emergency Medical Tech - PM	F	4	175	184	184	200	200	0
1411 Fire Lieutenant	F	5	135	135	135	135	135	0
1421 Fire Captain	F	6	34	34	34	34	34	0
1431 Fire Battalion Chf	F	7	17	17	17	17	17	0
1441 Fire Division Chief	F	8	7	7	7	7	7	0
1451 Fire Deputy Chief	F	9	2	2	2	2	2	0
1461 Fire Inspector	LM	12	3	3	3	3	3	0
2023 Automotive Mechanic III	LM	11	2	2	2	2	2	0
Fund Summary			918	930	930	930	984	54
Department Summary			918	930	930	930	984	54

**Fire Department
General Fund**

FY2020 Approved Budget

Personnel Summary - Positions Exempt from the County Classified Service

Job Code - Title	Plan	Grade	FY2018 Approved	FY2019 Request	FY2019 Approved	FY2019 Adjusted	FY2020 Budget	Variance
0170 Fire Chief	E	8	1	1	1	1	1	0
0200 Admin Secty To Dpt/Agency Head	E	1	1	1	1	1	1	0
1471 Assistant Fire Chief	E	7	1	1	1	1	1	0
1481 Fire Chief of Staff	E	5	1	1	1	1	1	0
Fund Summary			4	4	4	4	4	0
Department Summary			4	4	4	4	4	0

Mission Statement

The mission of the Anne Arundel County Department of Detention Facilities is to provide for public safety through the detention and confinement of pre-trial detainees and convicted offenders in safe and secure institutions, and by offering alternatives to incarceration as well as services to prepare inmates for re-entry into the community.

Major Accomplishments

- Security improvements to include: camera upgrades/additions at both facilities, JRDC kitchen floor replacement, fire alarm upgrades at both facilities, JRDC security panel replacements, and outdoor body resistance workout equipment in recreational yards.
- Automation improvements to include: electronic sick call requests by kiosk, electronic medical record keeping (ERMA), and electronic online law libraries for both facilities.
- Inmate Programs/Substance Abuse additions include: Screening Brief Intervention Referral to Treatment; evidenced based intervention for early identification of risky drugs and alcohol in adults and adolescents (SBIRT), and the Female Opiate Disorder Methadone Program.
- Enhancement of Pre-Trial Supervised Release Program through the implementation of a satellite location at ORCC to accommodate North County clients, enhanced Alco Sensor Units for immediate detection of alcohol, and a Court Date Notification Text Messaging Program.
- Reentry programs to include: Health Care Enrollment, Strengthening Families, Education, Computer Literacy, Open Book, Narcan training, Chaplain's Reentry Program, OSHA 10 Certification, Resume Writing, Behavioral Emotional Support Training and the Maryland Division of Correction reentry program.

- Enhanced recruitment efforts with over 300 applicants in October 2018.
- Implemented all mandates as required in the Justice Reinvestment Act (JRA).
- Recognized staff and the many historic accomplishments as the Department commemorated its 35th anniversary.

Key Objectives

- Implementation and completion of new Defender 360 Inmate Management System to include staff training, and integration with Records, Classification, Pretrial Intake Services, Pretrial Supervise Release, and Medical/Mental Health.
- Begin renovation of ORCC security system upgrade and roof replacement/repair, control center redesign, as well as the JRDC lobby renovation project.
- Completion and full operation of Central Holding and Processing to include MOU's, policies and procedures, integration of Booking Officers, and training.
- Preparation for calendar year 2020 Maryland Commission on Correctional Standards (MCCS) audit to include mock audits.
- Successful completion of Records Division; Juvenile Justice and PREA audits.
- Increase safety and security by installing cameras in the visiting tunnels, install new digital security components and wiring, and creation and implementation of an Active Shooter Policy.
- Update the inmate Resource Guide.
- Improve upon victim notification with the State's Attorney Office/House Arrest Program.
- Reduce overall Departmental vacancy rate below 10%.

Comparative Statement of Expenditures

General Classifications of Expenditure	Actual FY2018	Original FY2019	Estimate FY2019	Budget FY2020	Inc (Dec) from Orig.
Fund					
General Fund	44,316,724	46,507,800	46,475,300	50,960,900	4,453,100
Grant Fund-Detention Center	19,687	155,900	387,100	363,000	207,100
Inmate Benefit Fund	1,307,288	2,318,400	1,705,200	1,761,800	(556,600)
Total by Fund	45,643,699	48,982,100	48,567,600	53,085,700	4,103,600
Character					
Jennifer Road - Pretrial	24,618,148	26,535,300	26,151,500	27,609,000	1,073,700
Ordnance Road - Inmates	17,381,220	17,302,800	17,628,600	18,618,900	1,316,100
Admin/Support Service	2,337,042	2,825,600	3,082,300	2,989,300	163,700
CHPC	0	0	0	2,106,700	2,106,700
Inmate Benefit Fnd Expenditure	1,307,288	2,318,400	1,705,200	1,761,800	(556,600)
Total by Character	45,643,699	48,982,100	48,567,600	53,085,700	4,103,600
Object					
Personal Services	35,910,954	37,250,000	37,736,700	41,756,900	4,506,900
Contractual Services	5,966,819	6,703,500	6,536,800	6,874,300	170,800
Supplies & Materials	2,277,838	2,563,700	2,496,700	2,418,100	(145,600)
Business & Travel	16,483	29,100	30,800	28,300	(800)
Capital Outlay	164,317	117,400	61,400	246,300	128,900
Grants, Contributions & Other	1,307,288	2,318,400	1,705,200	1,761,800	(556,600)
Total by Object	45,643,699	48,982,100	48,567,600	53,085,700	4,103,600

Department of Detention Facilities

FY2020 Approved Budget

Summary of Budgeted Positions in County Classified Service

Category	Auth FY2018	Approved FY2019	Adjusted FY2019	Budget FY2020	Inc (Dec)
Fund					
General Fund	393.00	395.00	395.00	432.00	37.00
Total by Fund	393.00	395.00	395.00	432.00	37.00
Character					
Jennifer Road - Pret	240.00	240.00	240.00	241.00	1.00
Ordnance Road - In	139.00	139.00	139.00	138.00	(1.00)
Admin/Support Serv	14.00	16.00	16.00	16.00	0.00
CHPC	0.00	0.00	0.00	37.00	37.00
Total-Character	393.00	395.00	395.00	432.00	37.00
Barg Unit					
Correctional Spec.	34.00	34.00	34.00	34.00	0.00
Detention Officers	242.00	242.00	242.00	251.00	9.00
Detention Sergeants	24.00	24.00	24.00	28.00	4.00
Labor/Maintenance	7.00	7.00	7.00	7.00	0.00
Non-Represented	45.00	46.00	46.00	46.00	0.00
Office Support	41.00	42.00	42.00	66.00	24.00
Total-Barg Unit	393.00	395.00	395.00	432.00	37.00

- Two exempt category employees including the Superintendent and an exempt administrative secretary complement the classified service staffing.
- Twenty-four (24) Booking Officers were transferred from the Police Department in FY20 for Central Holding and Processing.
- Nine (9) Detention Officers and four (4) Detention Sergeants were added in FY20 for Central Holding and Processing.
- A summary of all positions, by department and by job title, is provided at the end of this section.

Performance Measures

Measure	Actual FY2017	Actual FY2018	Estimate FY2019	Estimate FY2020
<u>Jennifer Road - Pretrial</u>				
Disciplinary hearings	1,044	1,220	1,266	1,212
Inmates tested for drugs	34,692	45,551	42,716	42,216
Medical clinic visits	32,513	35,932	38,448	36,700
Mental health referrals	3,789	3,805	3,919	3,953
Security breaches	0	0	0	0
<u>Ordnance Road - Inmates</u>				
Disciplinary hearings	918	1,389	1,470	1,297
Inmates tested for drugs	5,935	6,037	5,452	5,982
Medical clinic visits	13,201	5,315	10,949	10,116
Mental health referrals	661	334	688	578
Security breaches	0	0	0	0
<u>Admin/Support Service</u>				
Volunteers	280	254	245	267
Substance abuse program particip	3,238	3,581	3,058	3,391
House arrest intakes	283	294	276	293
Education program participation	204	207	210	213
GEDs acquired	41	43	45	44
New Weekenders	909	898	1,011	968

Department of Detention Facilities
Jennifer Road - Pretrial

FY2020 Approved Budget

Program Statement

The Jennifer Road Detention Center (JRDC) is the County’s maximum security, intake and pretrial detention facility. Its population is comprised primarily of men awaiting trial, though it also maintains a small population of sentenced men and women who are not appropriate for housing at the Ordinance Road Correctional Center.

Security Operations - Security staff at the Jennifer Road Detention Center are responsible for maintaining the safety of the public, staff and inmate population.

Case Management - The Department employs a Case Management approach to delivering classification and program services to the inmates. For pretrial inmates, Case Management centers on offering assistance in understanding and navigating the criminal justice process.

Pretrial Services Program - The function of Pretrial Services is to make release recommendations at bail hearings and monitor compliance with the conditions of release for defendants released to the program’s supervision pending trial.

Volunteer Services – Citizen volunteers at both facilities provide religious, substance abuse, recreational, literacy and self-help programs to inmates.

Records – The Records Division is responsible for interpreting, maintaining, and complying with all court orders governing commitment and release from custody, calculation of diminution of sentence (“good time”) credits, and maintaining the inmate Management Information System.

Mental Health Services – DDF offers a system of mental health service delivery that begins with assessment following intake, continues with treatment, and concludes with aftercare and case management services upon release. The Mental Health Unit houses inmates with mental illness until they are stabilized and returned to the general population or released.

Budget Summary

General Class of Expenditure	Actual FY2018	Original FY2019	Estimate FY2019	Budget FY2020	Inc (Dec) from Orig.
Fund					
General Fund	24,618,148	26,535,300	26,151,500	27,609,000	1,073,700
Total by Fund	24,618,148	26,535,300	26,151,500	27,609,000	1,073,700
Object					
Personal Services	20,681,422	21,564,700	21,461,900	22,812,900	1,248,200
Contractual Services	2,888,177	3,951,600	3,680,800	3,843,000	(108,600)
Supplies & Materials	938,427	971,700	961,500	927,200	(44,500)
Business & Travel	1,768	4,200	4,200	2,900	(1,300)
Capital Outlay	108,354	43,100	43,100	23,000	(20,100)
Total by Object	24,618,148	26,535,300	26,151,500	27,609,000	1,073,700

- The increase in Personal Services is attributable to countywide increases to the pay package and benefits and an increase in overtime.
- The decrease in Contractual Services is attributable to the inmate medical contract.
- The decrease in Supplies and Materials is attributable to the removal of one-time equipment purchased in FY19
- The decrease in Capital Outlay is attributable to the removal of one-time purchases in FY19.

Department of Detention Facilities
Ordnance Road - Inmates

FY2020 Approved Budget

Program Statement

The Ordnance Road Correctional Center (ORCC) was designed to house minimum and medium security men and women who have been convicted and sentenced for terms up to 18 months.

Security Operations – Responsible for maintaining the safety of the public, staff, and inmate population.

Case Management - Includes advocacy, intake, assessment, classification, referral, intervention, monitoring, and evaluation.

Treatment, Addictions, Mental Health & Recovery (TAMAR) – Provides group and individual counseling for women at ORCC who have suffered abuse or trauma.

Community Services – A form of restitution where participants "pay" for their misconduct by providing uncompensated hours of service to the community.

Work Release – Allows eligible inmates to maintain regular employment while serving their sentences, facilitating payment of family support, fines, court costs, taxes and restitution.

Substance Abuse Services - Offers substance abuse education, aftercare planning and case management post-release.

People Acquiring Skills for Success (PASS) – Provides job readiness coaching and placement services.

Inmate Work Program – Assigns qualified inmates to work details which serve other County Departments and agencies including Public Works, Animal Control, Inspections and Permits, Landfill, and Food Bank.

House Arrest Sentencing Program (HAASP) - An alternative to incarceration where offenders are confined to their homes during established curfew hours.

Budget Summary

General Class of Expenditure Fund	Actual FY2018	Original FY2019	Estimate FY2019	Budget FY2020	Inc (Dec) from Orig.
General Fund	17,381,220	17,302,800	17,628,600	18,618,900	1,316,100
Total by Fund	17,381,220	17,302,800	17,628,600	18,618,900	1,316,100
Object					
Personal Services	13,809,168	13,866,800	14,180,500	14,945,200	1,078,400
Contractual Services	2,744,617	2,463,900	2,463,900	2,620,200	156,300
Supplies & Materials	773,449	949,200	961,300	838,100	(111,100)
Business & Travel	122	4,600	4,600	2,100	(2,500)
Capital Outlay	53,863	18,300	18,300	213,300	195,000
Total by Object	17,381,220	17,302,800	17,628,600	18,618,900	1,316,100

- The increase in Personal Services is attributable to countywide increases to the pay package and benefits, an increase in overtime and an adjustment to turnover.
- The increase in Contractual Services is attributable to the inmate medical contract and an increase in home arrest monitoring.
- The decrease in Supplies and Materials is attributable to the meals contract.
- The increase in Capital Outlay is attributable to the purchase of one-time equipment.

Department of Detention Facilities
Admin/Support Service

FY2020 Approved Budget

Program Statement

General Department Administration provides interdepartmental support for the operations of the two facilities and the programs operated at each location. Responsibilities include procurement, budgeting, expenditure control, inmate accounting and commissary, contract monitoring, personnel, payroll, correctional standards compliance, information technology, and training.

Budget Summary

General Class of Expenditure	Actual FY2018	Original FY2019	Estimate FY2019	Budget FY2020	Inc (Dec) from Orig.
Fund					
General Fund	2,317,356	2,669,700	2,695,200	2,626,300	(43,400)
Grant Fund-Detentio	19,687	155,900	387,100	363,000	207,100
Total by Fund	2,337,042	2,825,600	3,082,300	2,989,300	163,700
Object					
Personal Services	1,420,364	1,818,500	2,094,300	1,941,100	122,600
Contractual Services	334,024	288,000	392,100	401,100	113,100
Supplies & Materials	565,962	642,800	573,900	623,800	(19,000)
Business & Travel	14,593	20,300	22,000	23,300	3,000
Capital Outlay	2,100	56,000	0	0	(56,000)
Total by Object	2,337,042	2,825,600	3,082,300	2,989,300	163,700

- The increase in Personal Services is attributable to countywide increases to the pay package and benefits and an increase in grant funding.
- The increase to Contractual Services is attributable to an increase in grant funding.
- The decrease in Supplies and Materials is attributable to a reduction in uniform purchases.
- The decrease in Capital Outlay is attributable to a reduction in grant funding.

**Department of Detention Facilities
CHPC**

FY2020 Approved Budget

Program Statement

The Central Holding and Processing Center will be the County’s central location for public safety organizations to process arrestees. The new facility, targeted to open in the Fall of 2019, will improve the safety and security of Anne Arundel County. The facility reduces the number of arrestee transports and is a best practice approach in processing arrestees. CHP will improve public safety by reducing the amount of time transporting and processing arrestees which, in turn, allows Officers to return to their patrol duties.

Security Operations – Responsible for maintaining the safety and security of the public, staff and detained population at CHP. Security staff will work directly with 24 Booking Officers to assure that arrestees are processed humanely, efficiently and safely prior to release or detention.

Commissioner Services – Commissioners will be available at CHP to ensure arrestees are seen as quickly as possible. Arrestees will either be released back to the community or detained at the Jennifer Road Detention Center. This efficient, expeditious processing of arrestees improves public safety in Anne Arundel County.

Records – The Records Division is responsible for interpreting, maintaining and complying with all court orders governing commitment and release from custody, calculation of diminution of sentence (“good time”) credits and maintaining the Institutional Management System.

Budget Summary

General Class of Expenditure Fund	Actual FY2018	Original FY2019	Estimate FY2019	Budget FY2020	Inc (Dec) from Orig.
General Fund	0	0	0	2,106,700	2,106,700
Total by Fund	0	0	0	2,106,700	2,106,700
Object					
Personal Services	0	0	0	2,057,700	2,057,700
Contractual Services	0	0	0	10,000	10,000
Supplies & Materials	0	0	0	29,000	29,000
Capital Outlay	0	0	0	10,000	10,000
Total by Object	0	0	0	2,106,700	2,106,700

Department of Detention Facilities
Inmate Benefit Fnd Expenditure

FY2020 Approved Budget

Program Statement

This special revenue fund is used to account for inmate benefit and welfare activities. These activities include the commissary operation as well as the acquisition of goods and services to support the health, education, and recreation of the general inmate population.

Commissary – Provides various products including snacks, reading materials, etc. to inmates who are able to purchase them; there is no cost to taxpayers.

Welfare activities – Provides inmates with general hygiene items, recreational items including magazines and newspapers, and educational resources at no cost to taxpayers.

Budget Summary

General Class of Expenditure Fund	Actual FY2018	Original FY2019	Estimate FY2019	Budget FY2020	Inc (Dec) from Orig.
Inmate Benefit Fund	1,307,288	2,318,400	1,705,200	1,761,800	(556,600)
Total by Fund	1,307,288	2,318,400	1,705,200	1,761,800	(556,600)
Object					
Grants, Contribution	1,307,288	2,318,400	1,705,200	1,761,800	(556,600)
Total by Object	1,307,288	2,318,400	1,705,200	1,761,800	(556,600)

- The Inmate Benefit Fund is a self-sustaining operation that receives no tax payer funding.
- The Fund purchases wide ranging items for inmates from the proceeds of the Center's commissary.
- The decrease in the Inmate Benefit Fund aligns the expenditures to the expected revenues.

**Department of Detention Facilities
General Fund**

FY2020 Approved Budget

Personnel Summary - Positions in the County Classified Service

Job Code - Title	Plan	Grade	FY2018 Approved	FY2019 Request	FY2019 Approved	FY2019 Adjusted	FY2020 Budget	Variance
0212 Office Support Assistant II	OS	4	8	8	8	8	8	0
0213 Office Support Specialist	OS	6	18	18	18	18	18	0
0223 Secretary III	OS	6	2	2	2	2	2	0
0241 Management Assistant I	NR	15	4	3	3	3	3	0
0242 Management Assistant II	NR	17	5	5	5	5	5	0
0265 Program Specialist I	NR	15	5	5	5	5	5	0
0266 Program Specialist II	NR	17	1	1	1	1	1	0
0462 Financial Clerk I	OS	7	1	1	1	1	1	0
0463 Financial Clerk II	NR	11	1	1	1	1	1	0
0712 Storekeeper II	LM	6	2	2	2	2	2	0
1201 Detention Officer	D	1	202	202	202	202	211	9
1202 Detention Corporal	D	2	40	40	40	40	40	0
1203 Detention Sergeant	D	3	24	24	24	24	28	4
1204 Detention Lieutenant	D	5	9	9	9	9	9	0
1206 Detention Captain	D	6	3	3	3	3	3	0
1207 Asst Correctional Facility Admin	D	7	3	3	3	3	3	0
1209 Correctional Facility Adminis	D	8	2	2	2	2	2	0
1214 Correctional Program Spec I	C	1	1	1	1	1	1	0
1215 Correctional Program Spec II	C	2	33	33	33	33	33	0
1216 Correctional Records Clerk	OS	7	12	13	13	13	13	0
1217 Correctional Support Servc Mgr	NR	20	1	1	1	1	1	0
1265 Criminal Justice Program Supvr	C	3	7	7	7	7	7	0
1271 Laundry Supervisor	NR	12	2	2	2	2	2	0
1532 Booking Officer	OS	7	0	0	0	0	24	24
1547 Special Investigator	NR	14	0	2	2	2	2	0
2122 Facilities Maintenance Mech II	LM	9	3	4	4	4	4	0
2123 Facilities Maintenance Mech III	LM	11	2	1	1	1	1	0
2131 Facilities Maintenance Supvr	NR	14	2	2	2	2	2	0
Fund Summary			393	395	395	395	432	37
Department Summary			393	395	395	395	432	37

**Department of Detention Facilities
General Fund**

FY2020 Approved Budget

Personnel Summary - Positions Exempt from the County Classified Service

Job Code - Title	Plan	Grade	FY2018 Approved	FY2019 Request	FY2019 Approved	FY2019 Adjusted	FY2020 Budget	Variance
0156 Superintendent Detention Cente	E	8	1	1	1	1	1	0
0200 Admin Secty To Dpt/Agency Head	E	1	1	1	1	1	1	0
Fund Summary			2	2	2	2	2	0
Department Summary			2	2	2	2	2	0

Mission Statement

The Office of Emergency Management will strive to provide the safest possible environment to the residents, employers, and visitors of Anne Arundel County by providing a whole community approach to enhancing safety. The process of enhancing public safety will occur before, during, and after any emergency event through coordination of county and community resources to protect lives, property, environmental impact, and economic stability. The services of the Office of Emergency Management will be delivered promptly, cost effectively, and courteously. Natural and man-made disasters are unpredictable, and as such the Office of Emergency Management will retain and expand a highly trained staff of emergency management professionals.

Major Accomplishments

- Updated and implemented a 5 year Strategic Plan for the Office of Emergency Management.
- Updated and re-implemented significant changes to the storage, inventory and deployment of sheltering supplies.
- Conducted a multi-faceted full scale exercise at the Anne Arundel Community College including the Health Department, Fire Department, Police Department, Police Special Operations, Fire Special Operations, Community College Police Department, and the Anne Arundel County Community Emergency Response Team.
- Developed and implemented a multi-year Training and Exercise plan to maintain county department readiness for emergency events.
- Updated our web pages to be more user friendly including a Spanish language Citizen's Guide to Emergencies.
- Planned and hosted an annual Preparedness and Safety Exposition for citizens with about 3500 attendees.
- Moved to a larger office space including a newly developed joint information center, dormitory area, training and meeting area, GIS area, and emergency office for the County Executive.
- Provided planning and operational assistance to the Annapolis City OEM for the Governor's Inauguration.

Key Objectives

- The Office of Emergency Management will distinguish itself as being a nationwide leader in emergency management by providing a comprehensive and integrated emergency management system through strong, solid partnerships and innovative planning.
- A commitment to saving lives, minimizing property damage and economic hardship, facilitating recovery, and making Anne Arundel a resilient community while providing leadership, professional customer service, teamwork, and accountability.
- Continue to work to build strong ties with the business community as well as the citizens of the county through a robust outreach program and annual Preparedness and Safety Exposition.
- Provide continuous up to date information to citizens through social media resources.
- Work through the "whole community" concept to provide a more robust hazard mitigation program for neighborhoods susceptible to repetitive loss from flooding or other natural hazards.

Comparative Statement of Expenditures

General Classifications of Expenditure	Actual FY2018	Original FY2019	Estimate FY2019	Budget FY2020	Inc (Dec) from Orig.
Fund					
General Fund	0	822,300	706,100	844,800	22,500
Grant Fund - OEM	0	966,800	748,900	869,100	(97,700)
Total by Fund	0	1,789,100	1,455,000	1,713,900	(75,200)
Character					
Office of Emergency Mgt	0	1,789,100	1,455,000	1,713,900	(75,200)
Total by Character	0	1,789,100	1,455,000	1,713,900	(75,200)
Object					
Personal Services	0	896,500	794,300	938,500	42,000
Contractual Services	0	507,700	353,900	417,500	(90,200)
Supplies & Materials	0	293,600	228,000	249,000	(44,600)
Business & Travel	0	85,700	72,900	103,800	18,100
Capital Outlay	0	5,600	5,900	5,100	(500)
Total by Object	0	1,789,100	1,455,000	1,713,900	(75,200)

Office of Emergency Management

FY2020 Approved Budget

Program Statement

The role of the Office of Emergency Management (OEM) is to provide oversight and coordination for all countywide emergency preparedness, pre and post emergency mitigation efforts, and the development, review, approval, and integration of County emergency response planning. This includes the integration of volunteer organizations and the private sector into the County's emergency management scheme as well as oversight of response, exercises, training, and emergency operations planning.

The OEM is responsible for assuring the County's readiness and ability to respond to and recover from natural, manmade and technological emergencies. This is done by assisting county departments with their emergency preparedness, response, and recovery efforts while providing a crucial link for accessing State/Federal assistance and support. Crucial aspects of this mission include operating and managing all activations of the Anne Arundel County Emergency Operations Center, maintaining and coordinating revisions to the County Emergency Operations Plan, and providing guidance for, and the management of numerous Federal and State Department of Homeland Security Grants.

Commentary

- The increase in Personal Services is attributable to countywide increases to the pay package and benefits.
- The decrease in Contractual Services is largely due to a reduction in grant funding.
- The decrease in Supplies and Materials is largely due to a reduction in grant funding.

Office of Emergency Management

FY2020 Approved Budget

Summary of Budgeted Positions in County Classified Service

Category	Auth FY2018	Approved FY2019	Adjusted FY2019	Budget FY2020	Inc (Dec)
Fund					
General Fund	0.00	2.60	2.60	2.60	0.00
Grant Fund - OEM	0.00	0.40	0.40	0.40	0.00
Total by Fund	0.00	3.00	3.00	3.00	0.00
Character					
Office of Emergency	0.00	3.00	3.00	3.00	0.00
Total-Character	0.00	3.00	3.00	3.00	0.00
Barg Unit					
Non-Represented	0.00	1.00	1.00	1.00	0.00
Office Support	0.00	2.00	2.00	2.00	0.00
Total-Barg Unit	0.00	3.00	3.00	3.00	0.00

- In addition to the positions in the Classified Service shown above, there are two (2) exempt positions including the Director and Deputy Director.
- A summary of all positions, by department and job title, is provided at the end of this section.

Performance Measures

Measure	Actual FY2017	Actual FY2018	Estimate FY2019	Estimate FY2020
<u>Office of Emergency Mgt</u>				
Public presentations to constituent	50	65	65	70
Plans reviews and updates	6	12	14	14
EOC training sessions	12	12	12	12
Opioid Intervention Team meeting	12	12	12	12
Multi-jurisdictional work sessions	4	4	4	4
Full Scale exercise	1	1	1	1
Tabletop exercises	4	4	4	4

**Office of Emergency Management
General Fund**

FY2020 Approved Budget

Personnel Summary - Positions in the County Classified Service

Job Code - Title	Plan	Grade	FY2018 Approved	FY2019 Request	FY2019 Approved	FY2019 Adjusted	FY2020 Budget	Variance
0213 Office Support Specialist	OS	6	0	1	1	1	1	0
0223 Secretary III	OS	6	0	1	1	1	1	0
1304 EM MgmtTraining&Exercise Coord	NR	16	0	1	1	1	1	0
Fund Summary			0	3	3	3	3	0
Department Summary			0	3	3	3	3	0

**Office of Emergency Management
General Fund**

FY2020 Approved Budget

Personnel Summary - Positions Exempt from the County Classified Service

Job Code - Title	Plan	Grade	FY2018 Approved	FY2019 Request	FY2019 Approved	FY2019 Adjusted	FY2020 Budget	Variance
1301 Emergency Management Director	E	6	0	1	1	1	1	0
1306 Deputy Emergency Mgmt Director	E	3	0	1	1	1	1	0
Fund Summary			0	2	2	2	2	0
Department Summary			0	2	2	2	2	0

Mission Statement

The mission and responsibility of the Circuit Court for Anne Arundel County is to provide a forum for expedient disposition of justice in accordance with the laws of the State of Maryland.

Major Accomplishments

- The Court is evaluated on timeliness by Case Time Standards in all case types. Anne Arundel County continues to rank among the most efficient courts in Maryland.
- The Family Law Self Help Center, housed in the law library, assists county residents with legal assistance and helped over 7,500 people in FY2018. An evaluation of user need allowed the Court to expand the hours and services of the walk-in center in FY2017. The Family Law Self Help Center is now open full days, five days per week and staffed by two full-time attorneys.
- In FY2018, the Foreclosure ADR Program served nearly 80 county families with their foreclosure cases without costly litigation. It had a 79% settlement rate to help families stay in their homes. The goal for FY2020 is to offer the service more often to benefit even more county families.

Key Objectives

- Continue to develop MDEC policies and procedures to ensure success of electronic case management system and better identify the needs of Court users.
- Continue to improve Courthouse Security with the Sheriff's Office and working with the Court's Security Committee chaired by the Court's Administrative Judge which includes the Sheriff, Court Administrator, State's Attorney, Clerk of the Court, Facilities Management as well as the local and state bar associations.
- Expand knowledge and use of the new Courthouse Dog program, which can be used to comfort child witnesses appearing before the Court.

Personnel Summary

All employees of the Circuit Court are in the exempt service and are not subject to the County's personnel laws and policies.

The FY2020 budget includes funding for 50 positions, including the Court Administrator, management assistants and aides, court reporters, and other positions to provide court scheduling, paralegal service, and other services. A cadre of bailiffs are employed on per diem basis.

The State Judiciary funds all of the costs of the Court's Judges and Law Clerks. The Judiciary funds the Family Law Magistrates, two of whom remain in the County benefit plan, but whose costs are reimbursed by the State to the County. Finally, the Court also employs nine grant-funded positions in family law and drug court programs. The State also fully reimburses the County for all Juror fees.

These exempt employees are not subject to the position control section (6-1-110) of the County Code. However, these positions are treated similarly to "classified" positions by the County's Office of Personnel pursuant to section 6-2-104 of the County Code. The estimated costs associated with these exempt positions, together with other positions of a "contractual" nature have been used to build this budget.

A listing of all positions, by department and job title, is provided in the Current Expense Budget Appendix.

Commentary

- Increase in Personal Services is attributable to countywide increases to the pay package.
- Contractual Services includes \$320,000 in General Fund expenditures to pay juror fees, for which the County receives a 100% reimbursement. Increased this fiscal year to reflect actual historical spending. The State of Maryland reimburses the County quarterly based on actual juror fee payouts.

Comparative Statement of Expenditures

General Classifications of Expenditure	Actual FY2018	Original FY2019	Estimate FY2019	Budget FY2020	Inc (Dec) from Orig.
Fund					
General Fund	5,567,152	5,869,900	6,008,100	6,231,900	362,000
Grant Fund-Circuit Court	1,296,854	2,170,300	1,606,200	2,246,900	76,600
Circuit Court Special Fund	81,393	160,000	160,000	165,000	5,000
Total by Fund	6,945,398	8,200,200	7,774,300	8,643,800	443,600
Character					
Disposition of Litigation	6,945,398	8,200,200	7,774,300	8,643,800	443,600
Total by Character	6,945,398	8,200,200	7,774,300	8,643,800	443,600
Object					
Personal Services	5,982,227	6,349,600	6,511,900	6,678,100	328,500
Contractual Services	609,173	1,245,000	719,500	1,274,000	29,000
Supplies & Materials	128,065	177,100	163,400	169,300	(7,800)
Business & Travel	216,114	322,000	273,000	342,400	20,400
Capital Outlay	9,820	106,500	106,500	180,000	73,500
Total by Object	6,945,398	8,200,200	7,774,300	8,643,800	443,600

**Circuit Court
General Fund**

FY2020 Approved Budget

Personnel Summary - Positions Exempt from the County Classified Service

Job Code - Title	Plan	Grade	FY2018 Approved	FY2019 Request	FY2019 Approved	FY2019 Adjusted	FY2020 Budget	Variance
8625 Ct Program Specialist II	NR	17	1	0	0	1	1	0
8626 Ct Program Manager	NR	19	1	1	1	2	2	0
8629 Court Social Worker	NR	16	8	9	9	9	9	0
8640 Court Administrative Secretary	NR	11	1	1	1	1	0	-1
8643 Court Bailiff Supervisor	NR	4	1	1	1	1	1	0
8646 Court Paralegal	NR	12	2	1	1	1	1	0
8647 Court Reporter I	NR	12	4	4	4	4	4	0
8648 Court Reporter II	NR	15	1	1	1	1	1	0
8653 Masters Administrative Aide	NR	12	6	6	6	6	6	0
8655 Court Management Asst I	NR	15	14	16	16	14	14	0
8656 Court Management Asst II	NR	17	6	6	6	6	6	0
8658 Deputy Jury Commissioner	NR	15	0	0	0	0	1	1
8658 Deputy Jury Commissioner	NR	14	1	1	1	1	0	-1
8659 Jury Commissioner	NR	17	1	1	1	1	1	0
8660 Family Law Administrator	NR	19	1	1	1	1	1	0
8663 Court Administrator	NR	23	1	1	1	1	1	0
8665 Master Circuit Court	NR	23	3	3	3	3	3	0
8666 Court Systems Programmer	NR	17	1	1	1	1	1	0
8669 Court Assignment Clerk	NR	12	3	3	3	3	4	1
8670 Director of Court Operations	NR	20	1	1	1	1	1	0
8671 Assistant Director Assignment	NR	14	1	1	1	0	0	0
8671 Assistant Director Assignment	NR	15	0	0	0	1	1	0
8677 Director of Assignment	NR	17	1	1	1	1	1	0
Fund Summary			59	60	60	60	60	0
Department Summary			59	60	60	60	60	0

Orphans' Court

FY2020 Approved Budget

Mission Statement

The Orphans' Court is a court of limited special jurisdiction, responsible for conducting judicial probate, directing the conduct of a personal representative, and passing any orders which may be required in the course of the administration of an estate.

Orphans' Court judges are elected directly by the voters of Anne Arundel County. The Governor designates one of the judges as a chief judge.

Commentary

The State's 2018 legislative action mandated salary increase effective January 2019.

Each judge receives an expense allowance up to \$150 per month for personal expenses incidental to their duties.

Personnel Summary

The Orphans' Court consists of three elected Judges whose salaries are fixed in law.

Comparative Statement of Expenditures

General Classifications of Expenditure	Actual FY2018	Original FY2019	Estimate FY2019	Budget FY2020	Inc (Dec) from Orig.
Fund					
General Fund	117,840	134,900	125,500	150,500	15,600
Total by Fund	117,840	134,900	125,500	150,500	15,600
Character					
Orphans Court	117,840	134,900	125,500	150,500	15,600
Total by Character	117,840	134,900	125,500	150,500	15,600
Object					
Personal Services	109,635	127,100	117,700	142,700	15,600
Contractual Services	211	700	700	700	0
Supplies & Materials	2,546	1,500	1,500	1,500	0
Business & Travel	5,448	5,600	5,600	5,600	0
Total by Object	117,840	134,900	125,500	150,500	15,600

**Orphans' Court
General Fund**

FY2020 Approved Budget

Personnel Summary - Positions Exempt from the County Classified Service

Job Code - Title	Plan	Grade	FY2018 Approved	FY2019 Request	FY2019 Approved	FY2019 Adjusted	FY2020 Budget	Variance
8612 Chief Judge Orphans Court	EO	8	1	1	1	1	1	0
8613 Orphans Court Judge	EO	7	2	2	2	2	2	0
Fund Summary			3	3	3	3	3	0
Department Summary			3	3	3	3	3	0

Mission Statement

The Anne Arundel County State's Attorney (SAO) is the chief law enforcement officer in the county, overseeing the prosecution of the majority of all felony and misdemeanor crimes committed on our waters, highways, and public and private lands. The SAO consists of the elected State's Attorney, 2 Deputy State's Attorneys, 54 Assistant State's Attorneys and 70 support staff members, which includes Victim-Witness Advocates, Paralegals, Case Managers and Coordinators. The SAO is committed to seeking justice on behalf of the citizens of the county and the State of Maryland through fair, lawful and ethical treatment of victims, witnesses and those accused of crimes. The SAO handles more than 3000 cases each year in the Circuit Court and more than 30,000 in the District Court.

- Prosecute all crimes fairly and without partiality
- Improve public awareness and confidence in the criminal justice system
- Employ evidence based methods to reduce recidivism rates
- Develop and implement crime prevention programs targeted at deterring criminal activity
- Divert non-violent and youthful offenders from incarceration
- Increase training and technology within the office
- Support and strengthen Anne Arundel County's Anti-Heroin efforts
- Continue to develop and provide new programs and services to the residents of Anne Arundel County to help deter crime

Major Accomplishments

- Started more than 15 years ago, the SAO continues to staff and support an expanded Circuit Court and District Court Drug Court Program. Additional funding has allowed the program to offer treatment and rehabilitation over incarceration to up to 200 participants in each program.
- Created a Special Victims Unit to include the prosecution of felony domestic violence cases in addition to all sexual assault and child abuse crimes. This new unit employs attorneys

specially trained in the subject matter in handling our most vulnerable crime victims and challenging crimes.

- Provide a dedicated prosecutor for the recently established Veterans Treatment Court which seeks to help former members of our armed forces avoid recidivism and relapse.
- In 2019, the SAO sought and won \$100,000 in grant funding to fight gun violence with a specialized prosecution team for FY2020.
- Originally developed in 2013, the SAO continues to build on its Community Outreach Program by bringing interactive presentations to community groups and schools to provide information for our citizens to avoid becoming victims of crime. Our presentations on Cyber Safety for children and parents, Senior Fraud prevention, and Teen Dating Violence have reached thousands of residents. The SAO is an active participant in the Not My Child community conversations on drug abuse and engages in numerous community and neighborhood meetings and events.

Key Objectives

- Re-establish prosecutor training discontinued in 2015 so that new Assistant State's Attorneys will be more successful in representing crime victims in the District Court.
- Seek to share data and information with our law enforcement partners in order to implement intelligence software the SAO purchased in FY2018 but is not currently in use.
- Improve the prosecution of Driving While Impaired by Alcohol or Drug cases to reverse the falling conviction rate from 2015-2018. Successfully prosecute automobile manslaughter cases to hold dangerous drivers accountable for their offenses and protect the public.
- Increase the number of Victim-Witness advocates in the District Court to serve more crime victims than current protocols allow.

Key Objectives

- Increase grant funding from state and federal sources to permit additional staff to meet the increasing demands of technology and crime fighting strategies.
- Successful prosecution of those charged with crimes in Anne Arundel County to make certain justice is served.
- Commitment to partnership efforts with law enforcement agencies and other agencies for a better dialogue and concerted effort in the overall mission of criminal justice.
- Expand the felony Narcotics Unit to include a proactive investigative group to work with law enforcement to disrupt and dismantle drug organizations by targeting major drug traffickers, all while working on exploiting the intelligence portion of the drug trade.
- Investigate and prosecute fatal overdose deaths as manslaughter when applicable.
- Integrate crime prevention initiatives as a part of our overall goal of achieving long term crime reduction with a focus on gangs and narcotics.

Personnel Summary

All employees of the State's Attorney's Office of Anne Arundel County are in the exempt service and are not subject to the County's personnel laws and policies. The FY2020 budget contains funding for 123 positions including the State's Attorney, an Administrative Assistant to the State's Attorney, two Deputies and Assistant State's Attorney positions. These exempt employees are not subject to the position control section (6-1-110) of the County Code.

Commentary

- The increase in personal services is attributable to countywide increases to the pay package and benefits.
- Two (2) new Paralegal positions were added to support the City of Annapolis' Body Worn Camera (BWC) program.
- A Victim/Witness Advocate position and Case Manager position were also added to meet the demands of the office.

Comparative Statement of Expenditures

General Classifications of Expenditure	Actual FY2018	Original FY2019	Estimate FY2019	Budget FY2020	Inc (Dec) from Orig.
Fund					
General Fund	11,301,824	12,401,900	12,172,400	12,623,000	221,100
Grant Fund-State's Attorney	713,791	496,400	411,100	460,100	(36,300)
Total by Fund	12,015,615	12,898,300	12,583,500	13,083,100	184,800
Character					
Office of the State's Attorney	12,015,615	12,898,300	12,583,500	13,083,100	184,800
Total by Character	12,015,615	12,898,300	12,583,500	13,083,100	184,800
Object					
Personal Services	11,371,138	12,400,000	12,180,100	12,463,900	63,900
Contractual Services	311,644	172,800	147,100	173,500	700
Supplies & Materials	141,346	155,000	127,100	158,000	3,000
Business & Travel	90,751	113,500	61,500	109,400	(4,100)
Capital Outlay	1,817	57,000	41,300	22,000	(35,000)
Grants, Contributions & Other	98,918	0	26,400	156,300	156,300
Total by Object	12,015,615	12,898,300	12,583,500	13,083,100	184,800

**Office of the State's Attorney
General Fund**

FY2020 Approved Budget

Personnel Summary - Positions Exempt from the County Classified Service

Job Code - Title	Plan	Grade	FY2018 Approved	FY2019 Request	FY2019 Approved	FY2019 Adjusted	FY2020 Budget	Variance
8100 State's Attorney	EO	6	1	1	1	1	1	0
8101 Admin Asst To State's Atty	SA	6	1	1	1	1	1	0
8103 S/A Investigator I	SA	3	2	2	2	2	2	0
8110 Deputy State's Attorney	SA	8	2	2	2	2	2	0
8120 Assistant State's Attorney	SA	7	53	56	55	55	55	0
8121 S/A Office Support Assistant	SA	1	3	3	3	3	3	0
8122 S/A Case Coordinator	SA	2	19	19	19	19	19	0
8123 S/A Law Clerk	SA	2	1	1	1	1	1	0
8124 S/A Paralegal	SA	2	8	8	8	8	10	2
8125 S/A Vic/Witness Advocate	SA	3	12	12	12	12	13	1
8126 S/A Case Manager	SA	3	2	2	2	2	3	1
8127 S/A Exec Secretary	SA	3	1	1	1	1	1	0
8128 S/A Management Assistant I	SA	3	3	3	3	3	3	0
8130 S/A Management Assistant II	SA	4	4	4	4	4	4	0
8131 S/A Mediator	SA	4	1	1	1	1	1	0
8133 S/A Public Information Officer	SA	6	1	1	1	0	0	0
8134 S/A Senior Management Asst	SA	5	1	1	1	2	2	0
8135 S/A Director Vic/Witness Progs	SA	6	1	1	1	1	1	0
8136 S/A Court Systems Programmer	SA	4	1	1	1	1	1	0
Fund Summary			117	120	119	119	123	4
Department Summary			117	120	119	119	123	4

Mission Statement

To serve the citizens of Anne Arundel County and advance the Criminal Justice System and the public safety of Anne Arundel County by providing professional and uncompromising service through teamwork and a commitment to excellence and to preserve and maintain the safety and dignity of the Circuit Court and of all individuals through fair and impartial performance of duty.

Major Accomplishments

- Identified and began implementation of a new database (Zuercher) to improve civil process work flow and correct accounting improprieties in the fee collection process that were identified by the County Auditor.
- Conducted multiple warrant initiatives with partner agencies under the Maryland Criminal Intelligence Network (MCIN) Program.
- Continued participation in multi-jurisdictional Heroin Task Force, responsible for investigating and taking enforcement action [to include seizing CDS, firearms, assets of alleged criminals].
- The Office served more than 65,000 court documents as well as arresting more than 2,500 individuals wanted on outstanding warrants.
- A total of 5,819 court sessions and 28,862 court hearings were conducted during 2018.
- The Sheriff's Office Detention Command Center confined a total of 4,641 inmates in temporary confinement holding facilities within the circuit courthouse and transported a total of 5,199 inmates during 2018.

As of December 3, 2018

- New Sheriff's Office elected/appointed administration
- Began process to create the first Sheriff's Office Strategic Plan
- Worked with County OIT to audit current office technology and ordered a significant amount of equipment to upgrade the Security, Operations, and Administrative bureaus.

Key Objectives

- Modernize processes and improve financial accountability from previous administration.
- Increase number of allotted sworn positions to move the agency toward acceptable staffing standards.
- Reallocate resources to increase warrant service efficiency.
- Obtain radio compatibility and coverage both within Anne Arundel County and with surrounding jurisdictions.

Comparative Statement of Expenditures

General Classifications of Expenditure	Actual FY2018	Original FY2019	Estimate FY2019	Budget FY2020	Inc (Dec) from Orig.
Fund					
General Fund	9,876,627	10,331,900	10,571,600	11,169,400	837,500
Forfeit & Asset Seizure Fnd	0	25,000	0	75,000	50,000
Grant Fund-Sheriff's Office	561,261	905,500	475,000	607,800	(297,700)
Total by Fund	10,437,888	11,262,400	11,046,600	11,852,200	589,800
Character					
Office of the Sheriff	10,437,888	11,237,400	11,046,600	11,777,200	539,800
Sheriff FAST	0	25,000	0	75,000	50,000
Total by Character	10,437,888	11,262,400	11,046,600	11,852,200	589,800
Object					
Personal Services	9,088,506	9,887,000	9,676,500	10,498,100	611,100
Contractual Services	786,270	743,100	741,700	747,200	4,100
Supplies & Materials	233,466	234,000	297,300	284,100	50,100
Business & Travel	15,765	22,200	28,200	24,300	2,100
Capital Outlay	58,988	93,200	20,000	138,500	45,300
Grants, Contributions & Other	254,893	282,900	282,900	160,000	(122,900)
Total by Object	10,437,888	11,262,400	11,046,600	11,852,200	589,800

Office of the Sheriff

FY2020 Approved Budget

Summary of Budgeted Positions in County Classified Service

Category	Auth FY2018	Approved FY2019	Adjusted FY2019	Budget FY2020	Inc (Dec)
Fund					
General Fund	96.00	97.00	97.00	108.00	11.00
Grant Fund-Sheriff's	9.00	9.00	9.00	0.00	(9.00)
Total by Fund	105.00	106.00	106.00	108.00	2.00
Character					
Office of the Sheriff	105.00	106.00	106.00	108.00	2.00
Total-Character	105.00	106.00	106.00	108.00	2.00
Barg Unit					
Labor/Maintenance	9.00	9.00	9.00	9.00	0.00
Non-Represented	9.00	9.00	9.00	9.00	0.00
Office Support	13.00	14.00	14.00	14.00	0.00
Deputy Sheriffs	66.00	66.00	66.00	68.00	2.00
Sheriff Sergeants	8.00	8.00	8.00	8.00	0.00
Total-Barg Unit	105.00	106.00	106.00	108.00	2.00

- Two exempt category employees including the Sheriff and the Chief Deputy complement the classified service staffing.
- Two Deputy Sheriffs were added in FY20.
- A summary of all positions, by department and by job title, is provided at the end of this section.

Performance Measures

Measure	Actual FY2017	Actual FY2018	Estimate FY2019	Estimate FY2020
<u>Office of the Sheriff</u>				
Number of court sessions held	6,313	5,819	5,935	6,054
Number of court cases heard	30,732	28,862	29,439	30,028
Number of prisoner transports for	6,893	5,199	5,302	5,409
Prisoners held in custody	5,199	4,641	4,734	4,828
Circuit Court warrants served/clrd	1,509	1,596	1,475	1,884
Dist. Court warrants served/clrd	14,659	13,886	14,902	13,399
Ex Parte Peace Orders served	1,049	1,071	1,212	895
Ex Parte Protective Orders served	1,710	1,703	1,882	1,860
Domestic Relations arrest warrant	295	241	248	273
Domestic Relations summonses	1,533	1,534	1,371	1,636
Criminal summons-charging docs	2,980	3,109	2,879	2,992
Failure to pay rent petitions srvd	51,727	51,739	58,464	57,026
Summonses/subpoenas served	27,731	24,830	26,044	22,641
Warrants served-restit & possess	16,513	16,617	17,843	16,044

Office of the Sheriff
Office of the Sheriff

FY2020 Approved Budget

Program Statement

Administrative Division – Responsible for the overall daily operation of the Sheriff’s Office including recruiting, training of personnel, development and implementation of operational procedures, acquisition and maintenance of equipment, and fiscal monitoring.

Security Bureau – Comprised of the Courts and Facilities section, the Detention Command Center and the Building Command Center, including:

Courts and Facilities – Is responsible for the security in and adjacent to the Anne Arundel County Circuit judicial complex located in Annapolis.

Detention Command Center – Monitors incarcerated defendants at trial and in a temporary holding area located in the Circuit Court.

Building Command Center – Monitors and controls pedestrian traffic in and around the facility and responding to alarms within Courthouse.

The Operations Bureau – Comprised of the Warrants Division, Domestic Relations Violence Unit, Child Support Enforcement Unit, the Civil Process Unit, Domestic Relations, and Records Management.

Warrants Division - 3 teams responsible for executing warrants and transporting defendants arrested in other counties of the State back to Anne Arundel County for processing.

Domestic Violence – Serving District Court and the Circuit Court domestic violence orders.

Record management –Handles data entry and records.

Child Support Enforcement - Tasked with the service of court orders relating to delinquent child support.

Civil Process – Serving Court Orders ranging from witness summonses and subpoenas for documents, to executing judgments (i.e., the seizure of property), and handling landlord-tenant matters such as ejectments and evictions.

Budget Summary

General Class of Expenditure Fund	Actual FY2018	Original FY2019	Estimate FY2019	Budget FY2020	Inc (Dec) from Orig.
General Fund	9,876,627	10,331,900	10,571,600	11,169,400	837,500
Grant Fund-Sheriff's	561,261	905,500	475,000	607,800	(297,700)
Total by Fund	10,437,888	11,237,400	11,046,600	11,777,200	539,800
Object					
Personal Services	9,088,506	9,887,000	9,676,500	10,498,100	611,100
Contractual Services	786,270	743,100	741,700	747,200	4,100
Supplies & Materials	233,466	234,000	297,300	284,100	50,100
Business & Travel	15,765	22,200	28,200	24,300	2,100
Capital Outlay	58,988	68,200	20,000	63,500	(4,700)
Grants, Contribution	254,893	282,900	282,900	160,000	(122,900)
Total by Object	10,437,888	11,237,400	11,046,600	11,777,200	539,800

- The increase in Personal Services is attributable to countywide increases to the pay package and benefits and one new position.
- The increase in Contractual Services is attributable to an update to vehicle lease rates.
- The increase in Supplies and Materials is attributable to ammunition and medical supplies.
- Grants represent the County's cost of matching grants, the largest of which is the domestic relations/ child support enforcement program. The decrease is attributable to a reduction in grant funding and shifting of employees to the General Fund.

Office of the Sheriff
Sheriff FAST

FY2020 Approved Budget

Program Statement

The Forfeit and Asset Seizure Fund is used to account for funds received through the United States Department of Justice Forfeiture Program. The primary purpose of this program is to deter crime by depriving criminals of the profits and proceeds of their illegal activities and to weaken criminal enterprises by removing the instrumentalities of crime. An ancillary purpose of the program is to enhance cooperation among federal, state, and local law enforcement agencies through the equitable sharing of federal forfeiture proceeds.

Any state or local law enforcement agency that directly participates in an investigation or prosecution that results in a federal forfeiture may request an equitable share of the net proceeds of the forfeiture. The budget represented here provides the local appropriation authority necessary for the Sheriff to authorize the expenditure these funds in accordance with the Equitable Sharing Agreement and annual certification report.

Budget Summary

General Class of Expenditure	Actual FY2018	Original FY2019	Estimate FY2019	Budget FY2020	Inc (Dec) from Orig.
Fund					
Forfeit & Asset Seiz	0	25,000	0	75,000	50,000
Total by Fund	0	25,000	0	75,000	50,000
Object					
Contractual Services	0	0	0	0	0
Capital Outlay	0	25,000	0	75,000	50,000
Total by Object	0	25,000	0	75,000	50,000

- The FAST Fund budget provides for the purchases of one-time durable law enforcement items and services.

**Office of the Sheriff
General Fund**

FY2020 Approved Budget

Personnel Summary - Positions in the County Classified Service

Job Code - Title	Plan	Grade	FY2018 Approved	FY2019 Request	FY2019 Approved	FY2019 Adjusted	FY2020 Budget	Variance
0212 Office Support Assistant II	OS	4	10	10	10	10	10	0
0213 Office Support Specialist	OS	6	3	4	4	4	4	0
0224 Management Aide	NR	12	1	1	1	1	1	0
0231 Administrative Secretary	NR	12	1	1	1	1	1	0
0241 Management Assistant I	NR	15	2	2	2	2	2	0
1593 Sheriff Communication Operator	LM	6	9	9	9	9	9	0
1595 Deputy Sheriff IV	S	4	2	2	2	2	2	0
1596 Law Enforcement Train Coord	NR	14	1	1	1	1	1	0
1597 Deputy Sheriff I	S	1	66	66	66	66	68	2
1598 Deputy Sheriff II	S	2	8	8	8	8	8	0
1599 Deputy Sheriff III	S	3	2	2	2	2	2	0
Fund Summary			105	106	106	106	108	2
Department Summary			105	106	106	106	108	2

**Office of the Sheriff
General Fund**

FY2020 Approved Budget

Personnel Summary - Positions Exempt from the County Classified Service

Job Code - Title	Plan	Grade	FY2018 Approved	FY2019 Request	FY2019 Approved	FY2019 Adjusted	FY2020 Budget	Variance
8200 Sheriff	EO	2	1	1	1	1	1	0
8201 Chief Deputy	ET	1	1	1	1	1	1	0
Fund Summary			2	2	2	2	2	0
Department Summary			2	2	2	2	2	0

Mission Statement

The Board of License Commissioners is responsible for administering and enforcing liquor laws, as well as controlling and issuing liquor licenses. Inspectors visit and inspect all licensed establishments at least twice per year to assure compliance with the rules and regulations governing the sale of alcoholic beverages at retail establishments in Anne Arundel County.

Article 2B of the Annotated Code of Maryland, governs the Board's powers. The Board of License Commissioners is appointed by the Governor with the advice and consent of the Senate, and operates under the authority of the State Comptroller.

Personnel Summary

The Board of License Commissioners consists of three commissioners. There are three full-time staff, an attorney, and 20 part-time inspectors.

Commentary

- The increase in Personal Services is attributable to Countywide increases to the pay package.
- Business & Travel decrease is attributable to decrease in meeting cost.

Comparative Statement of Expenditures

General Classifications of Expenditure	Actual FY2018	Original FY2019	Estimate FY2019	Budget FY2020	Inc (Dec) from Orig.
Fund					
General Fund	683,046	752,000	742,000	748,500	(3,500)
Total by Fund	683,046	752,000	742,000	748,500	(3,500)
Character					
Board of License Commissnrs	683,046	752,000	742,000	748,500	(3,500)
Total by Character	683,046	752,000	742,000	748,500	(3,500)
Object					
Personal Services	619,181	632,900	632,900	649,100	16,200
Contractual Services	26,701	68,400	68,400	68,400	0
Supplies & Materials	15,645	21,700	21,700	22,000	300
Business & Travel	21,439	29,000	19,000	9,000	(20,000)
Capital Outlay	80	0	0	0	0
Total by Object	683,046	752,000	742,000	748,500	(3,500)

**Board of License Commissioners
General Fund**

FY2020 Approved Budget

Personnel Summary - Positions Exempt from the County Classified Service

Job Code - Title	Plan	Grade	FY2018 Approved	FY2019 Request	FY2019 Approved	FY2019 Adjusted	FY2020 Budget	Variance
8150 Attorney Bd Of License Comm	ET	4	1	1	1	1	1	0
8400 Chairman Bd Of License Comm	ET	3	1	1	1	1	1	0
8410 Commissioner, Bd of Licnse Com	ET	5	2	2	2	2	2	0
8414 Dep Chief Inspector Bd Lic Com	ET	15	1	1	1	1	1	0
8415 Chief Inspector Bd Lic Comm	ET	6	1	1	1	1	1	0
8416 Inspector Bd License Comm	ET	7	18	18	18	18	18	0
8499 Administrator Bd of Licnse Com	NR	16	2	2	2	2	2	0
8500 Secretary Bd License Comm	NR	13	1	1	1	1	1	0
Fund Summary			27	27	27	27	27	0
Department Summary			27	27	27	27	27	0

Mission Statement

The mission of the Anne Arundel County Board of Elections is to provide all eligible citizens of Anne Arundel County convenient access to voter registration; to provide all registered voters accessible locations in which they may exercise their right to vote; to ensure uniformity of election practices; to promote fair and equitable elections; and to maintain registration records, and other election-related data accurately and in a form that is accessible to the public.

The office of the Board of Elections is a State Agency fully funded by the County. The activities of the Board of Elections are driven by the demands of a four-year election cycle:

- Year One – FY20: 2020 Presidential Primary Election
- Year Two – FY21: 2020 Presidential General Election
- Year Three – FY22: 2022 Gubernatorial Primary Election
- Year Four – FY23: 2022 Gubernatorial General Election

Major Accomplishments

- 2018 Gubernatorial General Election: Successfully conducted the 2018 Gubernatorial General Election, including managing historic voter turnout. There was a 22% increase in voter turnout between 2018 and the 2014 Gubernatorial General Election as 50,506 additional voters exercised their right to vote. In total, 60.10% of the eligible voters, 231,136 voters, cast their ballot in during the General Election.
- Early Voting: Established two new early voting sites in Anne Arundel County at Crofton Library and the Anne Arundel County Board of Elections office, and managed a 44% increase in Early Voting turnout from the last like election as 30,840 additional voters opted to vote early compared to the 2014 Gubernatorial General Election. In total, 30% of eligible voters, 69,496 voters, cast their ballots early during the General Election.
- Voter Registration Transactions: Anne Arundel County currently has 408,000 active, inactive, and pending registered voters and performed 138,394 voter registration transactions in 2018, including new registrations, address updates, name changes, party affiliation changes, cancellations, address confirmations, and voter record inactivations and reactivations.

Key Objectives

- 2020 Presidential Primary Elections: Successfully manage 9 Election Days in FY20, including 8 days of Early Voting and the Presidential Primary Election Day.
- Same Day Registration: Implement and manage Same Day Registration at 195 polling places on Election Day in Anne Arundel County for the first time during the 2020 Presidential Primary Election.
- Election Judges: Hire, assign, train, and compensate more than 3,500 voters who serve as Election Judges, including the creation of a new type of election judge who manages Same Day Registration at the polling place on Election Day.
- Automatic Voter Registration: Implement Automatic Voter Registration in Anne Arundel County. In the 2018 Legislative Session, the Maryland Legislature passed laws requiring eligible voters to be automatically registered to vote. The Board of Elections estimates adding 70,000 additional voters to the voter registration list.

Personnel Summary

All employees of the County Board of Elections (27 positions) are State Employees; Anne Arundel County reimburses the State for their salaries and benefits. There are also three Board members, two alternates, as well as an appointed attorney.

Commentary

- Personal services costs reflect three types of costs - the Board, State employees, and a cadre of temporary, hourly employees hired to handle the logistics of preparing for and conducting the election.
- Contractual Services, in part, includes:
 - \$1.3 million - to reimburse the State one half of the cost of elections equipment and services supporting that equipment.
 - \$615,000 - to pay election officials a per diem ranging from \$165 to \$225 for about a 12 hour day to work at 195 polling places during the primary as well as at 7 polling places handling Early Voting.
- Supplies & Materials includes funds for printing and mailing elections materials, such as voter registration cards and specimen ballots.

Comparative Statement of Expenditures

General Classifications of Expenditure	Actual FY2018	Original FY2019	Estimate FY2019	Budget FY2020	Inc (Dec) from Orig.
Fund					
General Fund	4,781,442	4,820,100	4,825,800	5,021,900	201,800
Total by Fund	4,781,442	4,820,100	4,825,800	5,021,900	201,800
Character					
Brd of Supervisor of Elections	4,781,442	4,820,100	4,825,800	5,021,900	201,800
Total by Character	4,781,442	4,820,100	4,825,800	5,021,900	201,800
Object					
Personal Services	2,529,752	2,471,100	2,471,100	2,571,100	100,000
Contractual Services	1,952,543	2,051,000	2,052,800	2,128,800	77,800
Supplies & Materials	260,511	247,500	247,500	265,300	17,800
Business & Travel	26,454	30,000	33,900	36,100	6,100
Capital Outlay	12,181	20,500	20,500	20,600	100
Total by Object	4,781,442	4,820,100	4,825,800	5,021,900	201,800

**Board of Supervisors of Elections
General Fund**

FY2020 Approved Budget

Personnel Summary - Positions Exempt from the County Classified Service

Job Code - Title	Plan	Grade	FY2018 Approved	FY2019 Request	FY2019 Approved	FY2019 Adjusted	FY2020 Budget	Variance
8149 Attorney Board of Elections	ET	8	1	1	1	1	1	0
8420 Supervisor Bd of Elections Sup	ET	9	3	3	3	3	3	0
Fund Summary			4	4	4	4	4	0
Department Summary			4	4	4	4	4	0

Mission Statement

The University of Maryland Extension (UME), formerly called Cooperative Extension Service, is Maryland's premier educational outreach network, with expertise available in every county and Baltimore City. UME is recognized for providing accessible, unbiased, expert knowledge that people can use to improve their economic stability, the environment in which they live, and their quality of life both personally and for their community.

Our mission is to educate citizens so that they may apply practical, research-based information to address critical issues in: Agriculture and Natural Resources, 4-H Youth Development, Community and Volunteer Leadership Development, Healthy Living, Nutrition and Food Security and Personal Finance.

Key Objectives:

- Promote the adoption of best management practices and problem solving for commercial agricultural production and home horticultural activities that increase profitability, improve productivity, and enhance and protect natural resources including the Chesapeake Bay.
- Enable youth to develop useful life skills and reach their full potential by participating in the 4-H Youth Development program which offers research based curriculum in STEM , Healthy Living, Leadership, and Citizenship using multiple delivery methods including clubs, camps, and short courses.
- Strengthen the ability of Extension volunteers to successfully carry out educational programs, particularly trained 4-H volunteer adult and teen leaders and Maryland Master Gardeners.
- Develop and enhance the ability of individuals, families, community leaders and organizations to make informed decisions about their health, finances, food, housing, and overall well-being.

Commentary

The Personal Services budget includes funds to defray the increasing cost of employee benefits paid to the university system employees.

There are no County employees and the budgeted funds cover the cost of reimbursing the University of Maryland's for the services provided to Anne Arundel County residents.

Comparative Statement of Expenditures

General Classifications of Expenditure	Actual FY2018	Original FY2019	Estimate FY2019	Budget FY2020	Inc (Dec) from Orig.
Fund					
General Fund	224,355	235,200	235,200	236,700	1,500
Total by Fund	224,355	235,200	235,200	236,700	1,500
Character					
Cooperative Extension Service	224,355	235,200	235,200	236,700	1,500
Total by Character	224,355	235,200	235,200	236,700	1,500
Object					
Personal Services	0	9,800	9,800	9,800	0
Contractual Services	210,800	208,200	208,200	209,700	1,500
Supplies & Materials	2,281	7,500	7,500	7,500	0
Business & Travel	9,143	9,700	9,700	9,700	0
Capital Outlay	2,132	0	0	0	0
Total by Object	224,355	235,200	235,200	236,700	1,500

Mission Statement

The mission of the Anne Arundel County Ethics Commission is to carry out the legislative policy expressed in Article 7, §7-1-102, the Public Ethics Law. The Commission collects, reviews, and maintains financial disclosure and lobbying information, and enforces the minimum standards of ethical conduct imposed upon County employees, elected officials and volunteers by the ethics law. The Commission initiates investigations of possible ethics law violations, and responds to requests to investigate allegations of violations, and may file complaints against alleged violators. The Commission holds confidential evidentiary hearings on complaints that are filed. The Commission also provides advice, upon request, to County employees and others, and provides educational material and training about the ethics law to all interested people.

Major Accomplishments

The Commission received 63 ethics inquiries as well as many financial disclosure types of inquiries. (Inquiries from lobbyists and other filers are not numbered or summarized unless they result in an administrative decision or other action from the Ethics Commission.) The sources of these inquiries were:

- Employees 30
- Appointed Officials 14
- Elected Officials 2
- Citizens 7
- Covered Volunteers 5
- Lobbyists 0
- Anonymous 2
- Outside Agency 0
- Other 3

The Commission issued 6 advisory opinions. Each opinion is summarized on the Commission's website. Opinions on specific issues may be keyword searched through the search engine available on the opinions web page.

The Commission received 4 formal written complaints of ethics violations. After investigation and any necessary corrective action, all of the complaints were dismissed and/or closed without further action.

The Commission physically met 3 times during the year and communicated numerous times through telephone conference and email.

Key Objectives

To maintain its current level of service to insure that the citizens of Anne Arundel County can maintain trust in County officials, employees and volunteers and be assured that the impartiality and independent judgment of County employees will be maintained and not subject to improper influence or even the appearance of improper influence.

Commentary

The increase in Personal Services is attributable to countywide increases to the pay package and benefits.

Personnel Summary

There are no positions in the "County Classified Service" within the Ethics Commission. All positions are exempt from the merit system.

The FY20 Budget includes funding for one full time position of Executive Director and one part-time position of Secretary.

Comparative Statement of Expenditures

General Classifications of Expenditure	Actual FY2018	Original FY2019	Estimate FY2019	Budget FY2020	Inc (Dec) from Orig.
Fund					
General Fund	214,019	233,700	227,600	245,500	11,800
Total by Fund	214,019	233,700	227,600	245,500	11,800
Character					
Ethics Commission	214,019	233,700	227,600	245,500	11,800
Total by Character	214,019	233,700	227,600	245,500	11,800
Object					
Personal Services	206,218	217,600	211,500	231,900	14,300
Contractual Services	1,312	7,000	7,000	4,500	(2,500)
Supplies & Materials	3,225	4,900	4,900	4,900	0
Business & Travel	2,891	3,600	3,600	3,600	0
Grants, Contributions & Other	372	600	600	600	0
Total by Object	214,019	233,700	227,600	245,500	11,800

**Ethics Commission
General Fund**

FY2020 Approved Budget

Personnel Summary - Positions Exempt from the County Classified Service

Job Code - Title	Plan	Grade	FY2018 Approved	FY2019 Request	FY2019 Approved	FY2019 Adjusted	FY2020 Budget	Variance
0176 Secretary Ethics Comm	EE	1	1	1	1	1	1	0
0177 Exec Director Ethics Comm	EE	2	1	1	1	1	1	0
Fund Summary			2	2	2	2	2	0
Department Summary			2	2	2	2	2	0

Mission Statement:

The Anne Arundel County Partnership for Children, Youth and Families (the Partnership) is the Local Management Board for the County. Our mission is to:

- Assess community human services needs and identify gaps in services.
- Convene a neutral group of diverse stakeholders to build partnerships and develop solutions.
- Fund services for children and families by leveraging State funding and increasing local resources.
- Advance the Governor's priorities of reducing the impact of parental incarceration on children, families and communities; improving outcomes for disconnected youth; reducing childhood hunger; and reducing youth homelessness.

Major Accomplishments

The Partnership funded 24 programs and served 2, 579 county residents including 154 disconnected youth, 166 homeless youth and 722 children and families impacted by incarceration:

- Homeless Families – working collaboratively with United Way of Central Maryland, the Partnership successfully served 108 homeless or about to be families. Of those, 100 percent remained in stable housing.
- Basic needs through Systems of Care - The Systems of Care strategy is a partnership between all child-serving agencies to meet children and families' basic needs in a cross system, collaborative model. The system includes crisis response, a 1-800 warm line, systems navigation, Earn Benefits Online and three multi-disciplinary Community Resource Initiative/Care (CRIC) Teams. 91% of families report being "better off" since having received navigation services.
- After School Programming – Of youth served in Youth Empowerment Services in Brooklyn Park, 80% improved school attendance and GPA

- Community needs – Partnership staff researched and wrote three needs assessments related to general community needs, health, and domestic violence
- Addressing Racial Equity – The Partnership raised funds and coordinated 2 Racial Equity trainings for 400 residents.

Key Objectives:

- North County Hope Zone - Community of Hope in Brooklyn Park
 - Collaboration with DSS and 150 stakeholders
 - Goal to reduce poverty in our highest-need community by 2022
- Annapolis Hope Zone - Collaborative for Change
 - Collaboration with Public Housing Authority, law enforcement and residents
 - Goal to reduce youth gun and gang violence by 2022
- South County Hope Zone - SoCo Hope
 - Collaboration with growing core group of 50 stakeholders and residents
 - Goal to address access issues by 2022

Significant Changes

- The 2017-2020 Community Planning Process is now actualized in three areas of our community with significant needs and scarce resources. We are using a Collective Impact Model
- Ensure all new programming will have a racial equity lens.
- Establish Hope Zones to take a place-based approach and offers trauma informed strategies.
- The Partnership works inside communities to ensure Nothing About Us Without Us, including the involvement of community youth at all levels of planning.

Comparative Statement of Expenditures

General Classifications of Expenditure	Actual FY2018	Original FY2019	Estimate FY2019	Budget FY2020	Inc (Dec) from Orig.
Fund					
Partnership Children Yth & Fam	2,861,678	4,344,100	3,117,600	5,184,700	840,600
Total by Fund	2,861,678	4,344,100	3,117,600	5,184,700	840,600
Character					
Partnership Children Yth & Fam	2,861,678	4,344,100	3,117,600	5,184,700	840,600
Total by Character	2,861,678	4,344,100	3,117,600	5,184,700	840,600
Object					
Personal Services	1,063,404	2,171,800	1,401,800	2,467,900	296,100
Contractual Services	266,630	474,900	213,700	374,800	(100,100)
Supplies & Materials	56,144	18,200	17,700	18,200	0
Business & Travel	43,791	55,300	30,500	58,600	3,300
Capital Outlay	1,944	0	0	0	0
Grants, Contributions & Other	1,429,765	1,623,900	1,453,900	2,265,200	641,300
Total by Object	2,861,678	4,344,100	3,117,600	5,184,700	840,600

ACCRUAL BASIS OF ACCOUNTING: The method of accounting whereby revenues are recognized when earned and realized. Expenses are recognized as soon as the liability is incurred, regardless of cash inflows and outflows.

APPROPRIATION: Money set aside by Council action for a specific use.

ASSESSABLE BASE: The total value of property in the county for the purposes of taxation. It is not the market value of the property. Assessable base is determined by the State Department of Assessments and Taxation.

BALANCED BUDGET: A budget in which expenditures incurred for a given period are matched by expected revenues, including transfers-in and use of fund balance. A balanced budget is a requirement established by County Code.

BOND RATING: An evaluation of the ability of a government agency to repay its debt on schedule. Bond ratings are issued by private rating agencies based on factors such as the amount of debt incurred and the economic and demographic characteristics of the borrowing government.

BONDS: Interest-bearing certificates of public indebtedness used to finance the county's capital program. These are generally long-term obligations.

BUDGET: A plan for coordinating income and expenses.

BUDGETARY BASIS OF ACCOUNTING: Determines when a government charges expenditure to a budget appropriation, or when it credits revenue to its Funds for budgeting purposes. Although the County presents financial statements in its CAFR in accordance with GAAP, the budget is adopted on a modified cash basis. (see Budget Overview for further information).

BUDGETARY FUND BALANCE: The amount of net assets that are available for appropriation, consistent with the Budgetary Basis of Accounting.

BUSINESS AND TRAVEL: An object of operating budget expenditure that includes authorized travel, professional activities, journals and published materials, and education and training expenses.

BUSINESS UNIT: A unit or division of a county agency that provides specific services.

CAPITAL BUDGET AND PROGRAM: The annual capital budget appropriation necessary to build and construct permanent public improvements and the five-year program plan for scheduling, funding and timing projects. It is integral to the county's financial plan and is the basis for bond issuance. The capital budget is financed by bonds, grants and contributions, impact fees and pay-as-you-go funds.

CAPITAL BUDGET CLASS: A way of categorizing capital budget spending, usually related to the county department that will provide services in or maintain the facility being constructed.

CAPITAL EXPENDITURE: A term that can refer to two different types of expenditures, one of which is budgeted for in the Operating Budget and the other of which is budgeted for in the capital budget. Capital Outlay (defined below) is an object of expenditure in the Operating Budget. Capital Projects (defined below) collectively constitute the Capital Budget and Program.

CAPITAL OUTLAY: An object of operating budget expenditure that includes purchase costs for vehicles and equipment that are classified as fixed assets and have a useful life of more than one year.

CAPITAL PROJECT: A term that is specifically defined in the County Charter as: (1) any physical public betterment or improvement and any preliminary studies and surveys related thereto; (2) the acquisition of property of a permanent nature for public use; and (3) the purchase of equipment for any public betterment or improvement when first constructed.

CONSTANT YIELD TAX RATE (CYTR): The property tax rate that when applied to new assessments would result in the taxing authorities receiving the same revenue in the coming tax year that was received in the prior tax year. The Department is required to certify the CYTR each year and local governments are required to hold a public hearing if the new tax rate exceeds the CYTR.

CONTINGENCY: Funds that either have not been allocated to departments or that are held in reserve for emergencies and unexpected expenses.

CONTRACTUAL SERVICES: An object of operating budget expenditure that includes all services from outside organizations and private businesses. Examples are rents, utilities, management services, and maintenance contracts.

CURRENT DOLLARS: The nominal amount of spending, not adjusted to remove the effects of inflation.

CURRENT EXPENSE BUDGET: The County's comprehensive operating plan for a single fiscal year. It includes all services and programs planned, their expenditure requirements and revenue estimates to support the stated level of activity.

DEBT SERVICE: The annual requirement to finance the county's outstanding indebtedness incurred by the capital improvement program. It includes both the periodic payment of interest and the redemption of principal.

DEPARTMENT: An agency of county government.

DEPRECIATION: The expiration of a capital asset over its useful life attributable to wear and tear, deterioration, action of the physical elements, inadequacy and obsolescence.

ENTERPRISE FUNDS: Established to account for the revenues and expenditures of services and programs operated as a business and supported by user fees and charges. Anne Arundel County has enterprise funds for both water and wastewater and solid waste disposal functions. Enterprise funds are required to be self-supporting.

EXPENDITURE: To pay out or spend.

FISCAL YEAR: Year running from July 1 through June 30, designated by the calendar year in which it ends.

FIDUCIARY FUND: Used to account for assets held by trustee, or as an agent for others that cannot be used to support other programs. There are four types of fiduciary funds: private purpose, pension (and other employee benefits), investment trust fund and agency fund.

FUND BALANCE: The difference between the assets and liabilities of a governmental fund.

GENERAL FUNDS: The principal operating fund for the County government. It is used to account for all financial resources except those required by law,

County policy and General Accepted Accounting Principles (GAAP) to be accounted for in another fund.

GENERAL OBLIGATION BONDS: Bonds for whose payment is backed by the full faith and credit, of the issuing body.

GOVERNMENTAL FUNDS: The governmental funds include the General Fund; Capital Project Funds, which are used to accumulate and spend resources to construct capital assets; the special revenue funds, which segregate revenue sources to ensure these funds are spent on the intended purpose; and the debt service funds, which accumulate resources to pay certain long-term debt issued by the County or separate districts.

GRANT REVENUES: Funds received from the federal or state government. Grant revenues may be for specific or general purposes and must be spent according to the guidelines imposed by the granting agency.

HOMEOWNERS' PROPERTY TAX CREDIT PROGRAM: A property tax relief program that allows a property tax credit to households whose total gross income is below a standard set by the legislature.

HOMESTEAD TAX CREDIT PROGRAM: A property tax relief program that provides a property tax credit for the principal residence of a property owner. Upon qualification, this credit is automatically applied to the tax bill when the assessment increases more than 10% over the prior year. Counties and municipalities have the option to set a limit lower than 10% for local tax purposes. Anne Arundel County has set this limit at 2%.

IMPACT FEES: Charges levied on new development to offset the cost of that development. Impact fees are levied for road and school construction and are applied as a funding source to specific capital projects.

INTERNAL SERVICE FUNDS: Established to account for activities which support other operations of the county government. Examples would include inventories, stock and mail operations, print shop and garage activities. They are financed by sales and services to user departments and must be self-supporting.

MAJOR FUND: Major funds are funds whose revenues, expenditures, assets, or liabilities (excluding extraordinary items) are at least 10 percent of

corresponding totals for all governmental or enterprise funds and at least 5 percent of the aggregate amount for all governmental and enterprise funds. For example: Major Funds in the County's Governmental Funds are the General Fund and the Capital Projects Fund.

MERIT EMPLOYEE: An employee afforded the protections of the county personnel system. Merit employees receive all benefits including insurance and pension.

MISCELLANEOUS OUTLAY: An object of operating budget expenditure that is not readily classifiable in other objects. Examples are grants and contributions, inter-fund reimbursements, and depreciation.

OBJECTS OF EXPENDITURE: A grouping of expenditures on the basis of goods or services purchased (e.g., personal services, supplies and materials, capital outlay, etc.).

OBJECTIVES: Something to be accomplished in a specified period of time. Should be easily defined and measurable.

OTHER POST-EMPLOYMENT BENEFITS (OPEB): Benefits owed to County employees for health care and insurance when they retire. GASB Statement No. 45 requires public-sector employers to recognize the cost of other post-employment benefits over the active life of their employees rather than on a pay-as-you-go basis.

PAY-AS-YOU-GO: Capital projects that are funded by operating budget revenues, not through bonded indebtedness.

PERFORMANCE/WORK LOAD INDICATORS: A unit measurement of work to be accomplished. Alone or in combination with other information they permit assessment of efficiency and effectiveness.

PERMANENT PUBLIC IMPROVEMENTS (PPI): A revenue reserve fund used solely as funding source for permanent public improvements in the capital budget, including the payment/reimbursement of debt service on bonds and notes.

PERSONAL SERVICES: An object of operating budget expenditure that includes the salary & benefit costs of all employees.

REVENUE: Money collected by a government to support its programs and services; may be taxes, user fees & charges, grants, etc.

SELF-INSURANCE: The County's fund to pay claims for workers' compensation, auto liability and collision, and general liability. Self insurance is less costly than purchasing insurance coverage from private companies.

SPECIAL TAXING DISTRICT: A group of property owners in a geographic area who have opted to pay additional taxes for services which they would not otherwise receive.

SPECIAL REVENUE FUNDS: Account for revenues from specific taxes or other earmarked revenue sources which by law are designated to finance particular functions or activities of government.

SUPPLIES AND MATERIALS: An object of operating budget expenditure that includes consumable items such as paper, uniforms, and cleaning compounds, as well as the cost of printing and mailing.

TAX DIFFERENTIAL: The difference between the county tax rate paid outside the City of Annapolis & the rate paid in Annapolis. The reason for the differential is that the City of Annapolis provides its own police, fire, recreation, planning and public works services.

TAX INCREMENT FUND: Set up to account for the cost of construction of specific capital improvements & repayment of same through charges to property owners benefiting from those improvements in a defined geographic area of the county.

TURNOVER: Estimated savings in personnel costs due to vacancies in authorized positions throughout the course of the fiscal year.

USER FEES/CHARGES: Charges levied for specific services or programs & paid only by those receiving or benefiting from that service as opposed to the general population.

WORKING CAPITAL: Working capital is a financial metric which represents operating liquidity. Along with fixed assets such as plant & equipment, working capital is considered a part of operating capital. Working capital is calculated as current assets minus current liabilities.

**Anne Arundel County, Maryland
Water and Wastewater Operating Fund**

Annual Report

The fund balance in the Water and Wastewater Operating Fund as of June 30, 2018 was \$66.5 million. The estimated revenue for fiscal year 2019 is \$97.8 million. This is \$0.7 million, or about 0.8%, more than the amount projected in the approved budget. With the expenditures for fiscal year 2019 projected to be \$112.1 million, the County will utilize \$14.3 million of fund balance in fiscal year 2019. The fund balance at the end of the fiscal year 2019 is projected to be \$52.2 million.

For fiscal year 2020, revenues are projected at \$103.5 million. The increase in revenue for fiscal year 2020 is due primarily to a full year at the 5% usage rate increase that will take effect on July 1, 2019. The approved operating budget book provides the support for the fiscal year 2020 budget of \$118.7 million. This amount is more than the estimated revenue and projects the use of \$15.2 million of fund balance.

The projected fund balance at the end of fiscal year 2020 is \$37.0 million (\$52.2 million estimated balance at the end of fiscal year 2019 minus the use of \$15.2 million from fiscal year 2020 operations). The calculated two-month fund balance requirement is approximately \$19.8 million. The projected balance at the end of fiscal year 2020 is sufficient to cover any reasonably unexpected shortfall in this fund.

Anne Arundel County, Maryland

DESCRIPTION	CONTRACT #	CONSULTANT	RENEWAL EXPIRATION DATE	FINAL EXPIRATION DATE
Courier Services	10004	US Pack Logistics LLC	12/31/2018	12/31/2021
Program Management & Project Delivery System	10082	e-Builder, Inc.	3/31/2019	3/31/2021
Science Program for the Summer	9837	Enlightened Communications LLC dba Mad Science of Washington	3/31/2019	3/31/2021
Annual Maintenance for Jennifer Road	10046	IDEMIA Identity & Security USA LLC	3/31/2019	3/31/2022
Adult Co-Ed Softball Officiating Services	9572	Maryland Softball Umpires Association Inc	3/31/2019	3/31/2021
Google Apps for Government	8994	SADA Systems Inc	4/5/2019	4/5/2019
Solarwinds Annual Maintenance	10446	DLT Solutions, LLC	4/20/2019	4/20/2023
Inmate Management System	10454	Tribridge Holdings LLC	4/29/2019	4/29/2029
Janitorial Services - Utilities Building & Warehouse Office	9806	Acclaim USA Inc	4/30/2019	4/30/2021
Helicopter Ground and Flight Training	10112	Bell Helicopter Textron Inc	4/30/2019	4/30/2022
Rideshare Commercials	10070	Comcast Cable Communications Management LLC dba Comcast Spotli	4/30/2019	4/30/2022
Picture Link Imaging System Maintenance	8337	Dynamic Imaging Systems Inc	4/30/2019	4/30/2019
SCAAP Program	10118	JBI LTD dba Justice Benefits Inc	4/30/2019	4/30/2022
I Subpoena Software	10445	Legal Notification Services, Inc.	4/30/2019	4/30/2023
Fire Extinguisher Services	9832	Mullticorp Fire Protection Services LLC	4/30/2019	4/30/2021
STRmix User License, Support & Annual Upgrade	10101	Nichevision Forensics, LLC	4/30/2019	4/30/2022
Bermuda Grass Sprigs	10126	Oakwood Sod Farm Inc	4/30/2019	4/30/2022
X-Ray Inspection System	10468	Point Security Inc	4/30/2019	4/30/2024
School Health Website Hosting	9816	Sidus Group LLC	4/30/2019	4/30/2021
Cooking and Refrigeration Equipment Repair at Ordinance Road Correctional	10122	The Electric Motor Repair Company dba EMR Service Division	4/30/2019	4/30/2022
Fire Safety Equipment Inspection, Maintenance, and Upgrades	10091	The Fireline Corporation	4/30/2019	4/30/2022
Microsoft SQL Server 2014 Enterprise Edition License & Software Assurance	9581	USC Canterbury Corp	4/30/2019	4/30/2020
Emergency Subscriber List Information License	9827	Verizon Business Network Services Inc	4/30/2019	4/30/2022
Enterprise Quality Management Cloud (QMC)	10473	Zoo Office Inc	4/30/2019	4/30/2023
Twist & Stout	10476	Grow & Fortify LLC {Revenue Generating}	5/14/2019	5/14/2021
Tiburon Software Support and Maint for Fire Dept Fire Reporting System	8430	Tiburon Inc	5/15/2019	5/15/2019
IBISWorld Procurement Research Application	10448	IBISWorld, Inc.	5/23/2019	5/23/2019
VM Ware Software Maintenance	10137	vCloud Tech Inc	5/26/2019	5/26/2022
TechConnect Software Support	9906	Rexel Inc	5/27/2019	5/27/2021
Deferred Compensation Program Administration Services Employee Disburse	9557	T Rowe Price Retirement Plan Services inc	5/30/2019	5/30/2019
EPRN FOR NEUROS TURBO BLOWERSEPRN FOR NEUROS TURBO BLOWERS	10518	APGN, INC	5/31/2019	5/31/2024
C-Series Check Printing Software Upgrade	9066	Bottomline Technologies Inc	5/31/2019	5/31/2019
Digital Crime Scene Software	10470	Dataworks Plus LLC	5/31/2019	5/31/2023
HVAC Maintenance, Repairs, and Installation	10467	E.J. Herring & Son, Inc.	5/31/2019	5/31/2023
Data Analysis Software Services	10141	Firestats LLC	5/31/2019	5/31/2022

Auction Services (Revenue Generating)	10465	Khan Enterprises Inc dba Colonial Auction Services	5/31/2019	5/31/2023
Highway Capacity Software	8935	McTrans Center	5/31/2019	5/31/2019
Cycling Instruction Camp & Programs	10532	PedalPower Kids LLC	5/31/2019	5/31/2023
Disaster Recovery E1 System	9872	Recovery Point Systems Inc	5/31/2019	5/31/2020
Engineering for Kids - Various Locations	9679	RK Learning LLC dba Engineering for Kids	5/31/2019	5/31/2021
Mobile License Plate Reader Maintenance	10134	Selex ES Inc	5/31/2019	5/31/2022
Govspend Subscription	10464	SmartProcure Inc	5/31/2019	5/31/2019
Electronic Health Records System	10140	Welligent Inc	5/31/2019	5/31/2022
Vizit Annual Maintenance	10103	Quality Associates Inc	6/3/2019	6/3/2019
Pluralsight	10530	DLT Solutions, LLC	6/7/2019	6/7/2023
Oracle Database & Software Update	10133	Mythics Inc	6/7/2019	6/7/2022
Mowing Services for Recycling Centers and Landfill Areas	10150	KD Faulkner Landscape LLC	6/14/2019	6/14/2022
Sewer Lateral Replacements	10144	Schummer Inc	6/14/2019	6/14/2022
Mail Room Equipment	10072	Neopost USA Inc	6/18/2019	6/18/2022
Netmotion Wireless Software Maintenance	10136	Newcom Wireless Services LLC	6/19/2019	6/19/2022
Magic, Carnival Act & Clown Lessons	9639	Christopher McCauley Bowers dba Mystery Academy	6/21/2019	6/21/2020
Annapolis Neck Fire Station Monitoring	9019	Trojan Alarm Solutions, Inc	6/23/2019	6/30/2019
Investment Advisory Agreement	9165	WEDGE Capitol Management LLP	6/25/2019	6/25/2019
Mail Room Equipment - Mail Machine	10073	Neopost USA Inc	6/26/2019	6/26/2022
Pension Investment Manager	9164	Dimensional Fund Advisors LP	6/27/2019	6/27/2019
Employee Retirement and Pension System (Revenue Neutral)	9271	Dimensional Fund Advisors LP	6/27/2019	6/27/2019
Pension Investment Manager	7819	DuPont Capital Management	6/29/2019	6/29/2019
MICTA - Wan & Scada Tui Frame Relay Projects	9623	Verizon Maryland LLC	6/29/2019	6/29/2019
Taxicab Voucher Reimbursement Program D/P	8136	A A Taxi Service LLC	6/30/2019	6/30/2019
JIS Fiber Network	10071	Administrative Office of the Courts	6/30/2019	6/18/2023
Insurance	10152	Alliant Insurance Services Inc	6/30/2019	6/30/2022
Medical Assistance Transportation	8871	AM Van Inc dba All American Ambulance	6/30/2019	6/30/2020
Taxi Voucher Program Reimbursement D/P	8139	Annapolis Bay Area Cab Co	6/30/2019	6/30/2019
Taxi Voucher Program Reimbursement D/P	8179	Annapolis Yellow Cab Inc	6/30/2019	6/30/2019
Therapeutic and Trauma Services	9721	Anne Arundel County Mental Health Agency Inc	6/30/2019	6/30/2021
Taxi Voucher Reimbursement Program D/P	9109	Associated Cab Company Inc	6/30/2019	6/30/2019
Telecommunications and Internet Service	10423	AT&T Corporation	6/30/2019	6/30/2023
WSCA - Wireless Communication Services & Equipment Master Agreement	9480	AT&T Mobility National Account LLC	6/30/2019	6/30/2019
Curbside Recycling Yard Waste & Trash Collection Services for Service Area 6	9491	Bates Trucking Company Inc	6/30/2019	6/30/2024
Curbside Recycling Yard Waste & Trash Collection Services for Service Area 7	9492	Bates Trucking Company Inc	6/30/2019	6/30/2024
Curbside Recycling Yard Waste Trash SA 14	8768	Bates Trucking Company Inc	6/30/2019	6/30/2021
Computer Modeling Software	7074	Bentley Systems Incorporated	6/30/2019	6/30/2019
Professional Services	9979	Best Best & Krieger LLP	6/30/2019	6/30/2021
Insurance	10151	CBIZ Insurance Services Inc	6/30/2019	6/30/2022

Program Management Services	9904	CBRE Heery Inc	6/30/2019	6/30/2021
Wireless Services	8913	Cellco Partnership dba Verizon Wireless	6/30/2019	6/30/2019
Yoga Instructor	9671	Claire Spencer	6/30/2019	6/30/2021
Software Programs & Maintenance License Fee	7067	Computer Associates Intl Inc	6/30/2019	6/30/2019
Pet Waste Collection and Disposal	10143	DoodyCalls Inc	6/30/2019	6/30/2022
Strategic Planning for Children's Cabinet	10002	Due East Partners LLC	6/30/2019	6/30/2019
Curbside Recycling Yard Waste & Trash Collection for Service Area 5	9551	Ecology Services Inc	6/30/2019	6/30/2024
Curbside Recycling Yard Waste & Trash Collection for Service Area 8	9552	Ecology Services Inc	6/30/2019	6/30/2024
Curbside Recycling Yard Waste & Trash Collection for Service Area 4	9550	Ecology Services Inc	6/30/2019	6/30/2024
Curbside Recycling Yardwaste and Trash Collection SA15	9782	Ecology Services Inc	6/30/2019	6/30/2025
Promotional Testing Services for Police Department	10584	Emergency Services Consulting International Inc	6/30/2019	6/30/2023
One World Consultant	6076	First Information Technology Inc.	6/30/2019	6/30/2019
Consulting and Technical Services	10153	First Information Technology Services Inc	6/30/2019	6/30/2019
Laundry Equipment Maintenance & Repair	10119	FMB Laundry Inc	6/30/2019	6/30/2022
Applicant Mgmt Services - Online Serv Agrmt	7037	Government Jobs.Com Inc	6/30/2019	6/30/2019
Curbside Recycling Yard Waste and Trash Collection Services for Service Area	9507	Gunther Refuse Service Inc	6/30/2019	6/30/2024
Curbside Recycling Yard Waste Trash SA 13	8779	Gunther Refuse Service Inc	6/30/2019	6/3/2021
Curbside Recycling, Yard Waste and Trash Collection	9781	Gunther Refuse Service Inc	6/30/2019	7/30/2025
Program Management Services	9904	Heery International Inc	6/30/2019	6/30/2021
IBM Master Agreement	7922	IBM Corporation	6/30/2019	6/30/2019
Mobile Licenses, Mapping & Training Services	7470	Infor Public Sector Inc	6/30/2019	6/30/2019
Custodial Services for Health Centers and Other Anne Arundel County Locatio	10154	J & H Maintenance Services Corp	6/30/2019	6/30/2022
Historic Research and Documentation Services	10212	John Kille	6/30/2019	6/30/2022
Fundamentals of Sports and Fitness	10135	Krazy Kidz Sports and Fitness, LLC dba Jump Bunch Anne Arundel	6/30/2019	6/30/2022
PatrolSim Driving Simulator	10547	L3 Technologies Inc	6/30/2019	6/30/2023
Total Track Investigation System Service Package	10292	LeadsOnLine LLC	6/30/2019	12/31/2022
Humane Educator	9888	Marjorie A Nilsson Inc	6/30/2019	6/30/2021
Groundwater & Landfill Gas Monitoring Sands Road	9684	Maryland Environmental Service	6/30/2019	6/30/2020
Doc Star Electronic Record Management	10214	Micrographic Equipment Design Inc	6/30/2019	6/30/2022
Officials Youth Football	9849	Mid-Atlantic Officials Alliance Inc dba Champion Officials Group	6/30/2019	6/30/2021
Whitmore Parking Garage Management	8920	PMS Parking Inc	6/30/2019	6/30/2020
IBM Tape Drive Maintenance	10197	PSR Inc	6/30/2019	6/30/2020
Taxi Voucher Program Reimbursement D/P	8180	Reliable Cab Dispatch Services	6/30/2019	6/30/2019
CassWorks Maintenance and Support	7599	RJN Group Inc	6/30/2019	6/30/2019
External Payroll Audit	10533	S C & H Group Inc	6/30/2019	6/30/2019
Archaeological Services	10189	Shawn Sharpe	6/30/2019	6/30/2022
Drug Abuse Testing for Inmates	10184	Siemens Healthcare Diagnostics Inc	6/30/2019	6/30/2023
HVAC Maintenance	10234	Siemens Industry Inc	6/30/2019	6/30/2022
Advantage Support Services AACO. Courthouse	9690	Siemens Industry, Inc.	6/30/2019	6/30/2019

Wireless Services Accessories and Equipment	8977	Sprint Solutions Inc	6/30/2019	6/30/2019
Symago Software Maintenance	10131	Symago LLC	6/30/2019	6/30/2022
Biosolids Management Program	7101	Synagro Central LLC	6/30/2019	6/30/2020
ADACS System Maintenance	10222	System Engineering Technologies Corporation	6/30/2019	6/22/2022
Taxi Voucher Reimbursement Program D/P	9035	Taz Inc dba Checker Cab of Anne Arundel County	6/30/2019	6/30/2019
Curbside Recycling Yard Waste Trash SA 11	8769	The Goode Companies Inc	6/30/2019	6/30/2021
Curbside Recycling Yardwaste and Trash Collection SA3	9771	The Goode Companies Inc	6/30/2019	6/30/2025
Taxi Voucher Program	10539	The Independent Taxi Association, Inc.	6/30/2019	6/30/2019
Data Integration Project	10472	University of Baltimore	6/30/2019	6/30/2023
Primary Rate Interface (PRI)	10111	Verizon Maryland LLC	6/30/2019	6/30/2021
VirTra 300 Firearms Simulator	10546	VirTra Inc	6/30/2019	6/30/2023
Database for Computer Assisted Legal Research	9894	West Publishing Corporation	6/30/2019	6/30/2021
West Law Pro Flex Open License	10528	West Publishing Corporation dba West	6/30/2019	6/30/2023
Archaeological Services	10190	Zachary Singer	6/30/2019	6/30/2023
401a Record Keeping Services	10551	T Rowe Price Retirement Service Plan Inc	7/1/2019	7/1/2019
401a Trust Fund Agreement (Revenue Neutral)	10552	T Rowe Price Trust Company	7/1/2019	7/1/2019
Pension Investment Manager	6013	Southeastern Asset Management Inc	7/4/2019	7/4/2019
Alcohol Monitoring Sytsem	10474	Alcohol Monitoring Systems, Inc. dba SCRAM Systems	7/12/2019	7/12/2023
Janitorial Services	9688	Associated Building Maintenance Co Inc	7/31/2019	7/31/2020
Curbside Recycling Yardwaste and Trash Collection SA12	9772	Bates Trucking Company	7/31/2019	7/31/2026
Officials, Youth Soccer	9915	Capital Area Soccer Referees Association Inc	7/31/2019	7/31/2021
Vigilant Solutions LLC	10193	Commercial Data Access via LEARN-Tier3	7/31/2019	7/31/2022
Janitorial Services	9677	Dazser-Bal Corporation DBA Jani-King of Baltimore	7/31/2019	7/31/2020
Host Explorer Maintenance	10199	En Pointe Technologies Sales LLC	7/31/2019	7/31/2022
IPACS Lite Software License and Service	9887	EnfoTech & Consulting Inc	7/31/2019	7/31/2026
Youth Basketball Officials	10563	Golden Triangles Officials Association Inc	7/31/2019	7/31/2023
Technology & Interactive Whiteboard SolutionsProducts and Services	10549	GovConnection, Inc.	7/31/2019	7/31/2021
Prosecutors Case Management System	10526	Karpel Computer Systems, Inc.	7/31/2019	7/31/2023
Janitorial Services	9670	L T Services of Virginia Inc AKA L T Services Inc	7/31/2019	7/31/2020
Curbside Recycling Yard Waste and Trash Collection SA10	10041	M.B.G. Enterprises Inc	7/31/2019	6/30/2027
Youth Volleyball Officials	9908	Ronald Brocious dba Field Hockey and Lacrosse Officials Association	7/31/2019	7/31/2021
LPR on Message Board Trailer	10185	Selex ES Inc dba Elsag North America	7/31/2019	7/31/2022
ETO Software - Master Services Agreement	9912	Social Solutions Global Inc	7/31/2019	7/31/2019
Alarm Monitoring Services	8971	Stanley Convergent Security Solutions Inc	7/31/2019	7/31/2024
Land Management Core System	10456	TechGlobal, Inc	7/31/2019	7/31/2023
Morning Masters Swim Program	9909	Traci McNeil	7/31/2019	7/31/2021
Pension Consulting Services	5302	New England	8/1/2019	8/1/2019
Outside Legal Counsel	7707	Smith & Downey	8/1/2019	8/1/2019
Taser 60	10557	Axon Enterprises Inc	8/8/2019	8/8/2022

Pension Investment Manager	7817	TCW Crescent Mezzanine IV LLC	8/15/2019	8/15/2019
Veritas BackupExec License	10201	ePlus Technology Inc	8/16/2019	8/16/2022
Class A Biosolids Processing	10108	Old Line Environmental Inc	8/19/2019	8/19/2022
Disk Xtender Maintenance & Support	7893	NMS Imaging Inc.	8/22/2019	8/22/2019
Codification of Ordinances and Resolutions	10196	American Legal Publishing Corporation	8/27/2019	8/27/2022
ManageEngine ADAudit & ADManager	10200	En Pointe Technologies Sales LLC	8/27/2019	8/27/2022
Taxi Voucher Program	9414	Nadeem Ashraf dba Annapolis City Taxi Services	8/28/2019	8/28/2019
Mail Room Equipment Services and Support	9134	Neopost USA Inc	8/28/2019	8/28/2019
BEAST Property Management License	10187	Porter Lee Corporation	8/30/2019	8/30/2022
M6 Cameras	10567	Selex ES, Inc.	8/30/2019	8/30/2019
Firing Range Cleaning and Maintenance	9942	ACM Services Inc	8/31/2019	8/31/2021
Virtual Partner Engine Quickvoice	7727	Advanced Public Safety Inc	8/31/2019	8/31/2019
Agilent Life Sciences & Chemical Analysis	7919	Agilent Technologies Inc	8/31/2019	8/31/2019
BlueTeam Software Licenses Training & Implementation	10050	CI Technologies Inc	8/31/2019	8/31/2019
Photo System Maintenance and Support	9212	Dataworks Plus LLC	8/31/2019	8/31/2019
Photo System Maintenance & Support	10558	Dataworks Plus LLC	8/31/2019	8/31/2023
Outside Legal Counsel	10554	Humphreys McLaughlin & McAleer LLC	8/31/2019	8/31/2021
Custom Mainframe & DB2 System Support	10192	ICF Incorporated LLC	8/31/2019	8/31/2022
Generators Preventative Maintenance & Repair	9951	M.C. Dean Inc	8/31/2019	8/31/2021
Input Ace Software Support	10186	Occam Video Solutions LLC DBA iNPut-Ace	8/31/2019	8/31/2022
Recordation Tax Revenue Collection System Maintenance Support and Upgra	9215	PCI LLC	8/31/2019	8/31/2019
County Fiber Construction	10170	PEI Engineering & Construction LLC	8/31/2019	8/31/2019
PTV Vision Traffic Suite Software Maintenance	10157	PTV America Inc	8/31/2019	8/31/2022
Tactical Robot System	9660	RoboteX Inc	8/31/2019	8/31/2019
Weekday Pre-Competitive Swimming	9681	Susan L Peters	8/31/2019	8/31/2020
Electricity Supply Services	9880	WGL Energy Services Inc	8/31/2019	8/31/2026
Voluntary Benefits Program Management Services	5879	SF&C Select Benefits Communications Group LLC	9/3/2019	9/3/2019
Master Purchase Agr For GIS Software, Data, Web Services, etc	7809	Environmental Systems Research / ESRI	9/4/2019	9/4/2019
MSDS Management Services	10089	MSDSonline Inc	9/6/2019	9/6/2023
AutoCAD Map 3D 2018-DPW	10219	DLT Solutions LLC	9/7/2019	9/7/2022
Pension Investment Manager	6020	Grantham Mayo Van Otterloo & Co LLC	9/10/2019	9/10/2019
Methadone Dispensing System	9949	Netalytics LLC	9/14/2019	9/14/2019
AA CO Retirement & Pension System - Trading Advisor	6034	State Street Global Markets	9/14/2019	9/14/2019
Sage HRMS Business Care	9229	Sage Software Inc	9/15/2019	9/15/2019
Investment Management	7289	ING Investment Management Co	9/21/2019	9/21/2019
Mobile Application Services	9882	SeeClickFix Inc	9/23/2019	9/23/2019
Munis Software Annual Support & License	7491	Tyler Technologies Inc	9/29/2019	9/29/2019
Munis Online for Tax & Utility Billing	10225	Tyler Technologies Inc	9/29/2019	9/29/2019
OSDBA Support for OS Database	7713	Tyler Technologies Inc aka Munis	9/29/2019	9/29/2019

Gemini X-Ray Inspection System- Service & Maintenance	9587	American Science and Engineering Inc	9/30/2019	9/30/2020
Ice Rink Compressor Maintenance at Glen Burnie	10544	Arctic Refrigeration Inc	9/30/2019	9/30/2023
Ice Rink Compressor Maintenance at Quiet Water Park	9696	Arctic Refrigeration Inc	9/30/2019	9/30/2020
Pension/OPEB Actuarial Valuation Consulting Services	9470	Bolton Partners Inc	9/30/2019	9/30/2019
Parking Citation Management System and Collection Program	9985	Complus Data Innovations Inc	9/30/2019	9/30/2021
Fuel Management System Advanced Vehicle Locations System	10054	E J Ward Inc	9/30/2019	9/30/2021
Lake Shore Fire Station Exercise Equipment	10217	Heartline Fitness Products Inc	9/30/2019	9/30/2022
Preventive Maintenance on all Landia Mixers at Broadneck, Patuxent & Cox C	10210	Landia, Inc.	9/30/2019	9/30/2022
Legal Counsel for Office of Personnel	9718	Law Office of Steven Wrobel LLC	9/30/2019	9/30/2021
Cognos Consulting Services	10566	NewComp Analytics Inc.	9/30/2019	9/30/2023
Veterinary Services for Rabies Vaccinations and Microchip Implants	9978	Rebecca McLean DVM	9/30/2019	9/30/2021
Financial Analysis and Modeling Support	9702	Stantec Consulting Services Inc. f/k/a Burton & Associates	9/30/2019	9/30/2020
Site Executive Software Maintenance	10223	Systems Alliance Inc	9/30/2019	9/30/2022
1310 Trace	10571	Thermo Electron North America LLC	9/30/2019	9/30/2019
Lockers for North Arundel Aquatics and Arundel Swim Centers	10556	Tiburon Lockers USA LLC {Revenue Generating}	9/30/2019	9/30/2024
Ice Rink Management Glen Burnie Town Center	9973	Tri State Ice Management LLC	9/30/2019	9/30/2021
Dewatering Roll-Off Containers	10576	Wastequip Manufacturing Company LLC	9/30/2019	9/30/2023
Aerial Image Capturing and Processing	10218	Pictometry International Corp	10/12/2019	10/12/2023
Dementia Live	10233	Ageucate Training Institute LLC	10/14/2019	10/14/2022
MetroQuest Subscription	10581	Envision Sustainability Tools, Inc.	10/14/2019	10/14/2023
Dynamic Report System	7386	Levi Ray & Shoup Inc	10/19/2019	10/19/2019
OSPInSight Edit & Web	10305	Advance Fiber Optics Inc	10/31/2019	10/31/2022
Groundwater and Surface Water Reporting and Consulting Services	9455	Arm Group Inc	10/31/2019	10/31/2019
Aerial Surveys, Volume & Settlement Analysis for Landfills	10279	BAI Group Inc.	10/31/2019	10/31/2022
Brooklyn Park Outdoor Recreation Improvements	10594	Cal Ripkin Sr Foundation Inc	10/31/2019	10/31/2019
IBM H/W and S/W Maintenance	10267	CAS Severn Inc	10/31/2019	10/31/2022
Asset & Work Order Management (AWOM)	10580	Data Transfer Solutions LLC	10/31/2019	10/31/2024
Software Maintenance Oracle Renewal	9980	DLT Solutions LLC	10/31/2019	10/31/2021
Clinic	10278	Doxy.me LLC	10/31/2019	10/31/2022
Energy Consulting Services	8770	EnerNOC	10/31/2019	10/31/2021
Heat Maintenance Services	7419	Ivanti Inc	10/31/2019	10/31/2019
Waste Management Support Services	9921	Northeast Maryland Waste Disposal Authority	10/31/2019	10/31/2026
Lifepak Defibrillator Monitor Repair Services	9974	Physio-Control Inc	10/31/2019	10/31/2019
Annual PowerDMS Subscription	10176	PowerDMS Inc	10/31/2019	10/31/2022
False Alarm Program Management (Revenue Generating)	9451	Public Safety Corporation	10/31/2019	10/31/2019
Google Maps Platform	10588	SADA Systems, Inc.	10/31/2019	10/31/2023
Landfill Gas Reporting and Consultation Services	9456	Stearns Conrad & Schmidt dba SCS Engineers	10/31/2019	10/31/2019
House Connections Water & Sewer	9589	Strohecker Inc	10/31/2019	10/31/2019
311 Service	9972	Verizon Maryland LLC	10/31/2019	10/31/2019

Z/114 Maintenance	10595	PSR, Inc.	11/24/2019	11/24/2023
Core Technology Support Renewal	9478	DLT Solutions Inc	11/29/2019	11/29/2019
Hazard Mitigation Plan Update	10277	Antares Planning Group LLC	11/30/2019	11/30/2022
Employees Benefits Consulting Services	10015	AON Consulting Inc	11/30/2019	11/30/2022
Oce Colorwave 650 Copier Scanner Lease Agreement	9469	Canon Solutions America Inc	11/30/2019	11/30/2019
Legislative Tracking Database	10597	Crescerance Inc dba Engagifii	11/30/2019	11/23/2023
Upgrade Courtsmart Equipment	10592	DRU Enterprises, Inc.	11/30/2019	11/30/2023
Armored Car Services	9734	Dunbar Armored Inc	11/30/2019	11/30/2020
ManageEngine ADSelfService Plus	10276	En Pointe Technologies Sales LLC	11/30/2019	11/30/2022
Winterization & Refurbish Air Atomized Truck	10585	JCL Equipment Co Inc	11/30/2019	11/30/2021
Taxi Voucher Program Reimbursement D/P	9726A	Reliable Transportation Maryland Inc	11/30/2019	11/30/2019
Nintex Software Maintenance	10239	Quality Associates Inc	12/5/2019	12/5/2022
Armored Car Service	7674	Dunbar Armored Inc	12/6/2019	12/6/2019
Software License & Support Fire Reporting Sys	7742	Tiburon Inc	12/9/2019	12/9/2019
ESRI Master License Agreement	7716	ESRI	12/17/2019	12/17/2019
HID Quantification System	10572	Life Technologies Corporation	12/19/2019	12/19/2019
Pension Investment Manager	7258	Westwood Management Corp	12/20/2019	12/20/2019
AutoCAD Government Maintenance - P & Z	10238	DLT Solutions LLC	12/25/2019	12/25/2019
Taxi Voucher Program Reimbursement D/P	9712	Bruce Wayne Thomason	12/30/2019	12/30/2019
Disaster Recovery System for IBM Zenterprise 114	10302	Recovery Point Systems, Inc.	12/30/2019	12/30/2023
E Time Collection Software and Service	6075	ADP Inc	12/31/2019	12/31/2019
Payroll System Implementation	5171	ADP Inc	12/31/2019	12/31/2019
Medicare Retiree Members Medicare Advantage Plan	9640	Aetna Life Insurance Co	12/31/2019	12/31/2021
Aerobic Exercise Classes	10301	BioFitness, LLC	12/31/2019	12/31/2023
Stabilized Thermal Visible Camera	10303	BOE Marine & RV	12/31/2019	12/31/2022
Medical Plan Administration Active Employees and Pre Age 65 Retirees	9794	Carefirst BlueCross BlueSheild dba Carefirst of Maryland Inc and Caref	12/31/2019	12/31/2022
Bike Track Severn Danza Park	8016	Chesapeake BMX	12/31/2019	12/31/2019
Group Dental Benefits	10527	Cigna Health and Life Insurance Company	12/31/2019	6/30/2023
Prescription Drug Coverage	8995	CVS Caremark Corp	12/31/2019	12/31/2019
COBRA & Reimbursement Account Third Party Services	10559	Discovery Benefits Inc	12/31/2019	12/31/2023
Furniture and Equipment	9747	Douron Inc	12/31/2019	12/31/2025
Ambutrak Inventory & Asset Mgmt Software	10299	EMS Technology Solutions, LLC	12/31/2019	12/31/2022
2019 Transit Program	10610	First Transit Inc	12/31/2019	12/31/2019
Consulting Services for Tax Appeals Raven F.S. Property (SDAT)	10614	George E Sansoucy P E LLC	12/31/2019	12/31/2019
Boat Rental Concession (revenue generating)	8805	GKW Ventures Inc dba Paddle or Pedal	12/31/2019	12/31/2020
Adult Softball Officials	10613	Golden Triangle Officials Association Inc	12/31/2019	12/31/2023
New Vehicles, Class 1-7	10587	Hertrich Fleet Services, Inc.	12/31/2019	12/31/2021
Security Awarness Training	10296	Infosec Institute Inc	12/31/2019	12/31/2022
Accurint Virtual Crime Center	10203	LexisNexis Risk Solutions FL, Inc.	12/31/2019	12/31/2022

Solar Winds Upgrade	10606	Loop 1 Systems Inc	12/31/2019	12/31/2019
Dairy Farm, Parcels 1, 2 and 3 Sublease (Revenue Generating)	9436	Maryland Sunrise Farm LLC	12/31/2019	12/31/2021
Group Life and Accidental Death and Dismemberment Insurance	10000	Metropolitan Life Insurance Company	12/31/2019	12/31/2021
Intergovernmental Agreement for Service	9713	Northeast Maryland Waste Disposal Authority	12/31/2019	10/31/2027
Wet Well Debris Separator System	9498	Old Line Environmental	12/31/2019	12/31/2019
Emergency Fire Dispatch Software (Revenue Neutral)	9799	Priority Dispatch Corp	12/31/2019	12/31/2019
Financial Advisory Services	10612	Public Resources Advisory Group Inc	12/31/2019	12/31/2029
Muffin Monsters, Maintenance, Inspection & Repairs	9511	R E Robertson Plumbing & Heating Inc	12/31/2019	12/31/2019
CASS Works Modifications Updated & Enhancements	9763	RJN Group Inc	12/31/2019	12/31/2021
Outside Legal Counsel	10469	Semmes, Bowen & Semmes, P.C.	12/31/2019	12/31/2019
Electronic Monitoring of Offenders	9344	Sentinel Offender Services LLC	12/31/2019	12/31/2020
Office Furniture, Equipment & Related Services	9788	StorageLogic of Maryland Inc.	12/31/2019	12/31/2025
Test Development Services	9768	Theodore Darany dba Darany and Associates	12/31/2019	12/31/2021
Labor and Employee Relation Consulting Services	10574	Venable LLP	12/31/2019	12/31/2021
Sexual Assault Crisis & Hotline Services	9495	YWCA of Annapolis & Anne Arundel County, Maryland	12/31/2019	12/31/2019
Confidentiality Agreement	8899	Caremark PCS Health LLC/AON Consulting Inc	1/4/2020	1/4/2020
Office Supplies Master Piggyback Agreement	9181	Office Depot Inc	1/4/2020	1/4/2020
Public Safety Radio Communication System - Consulting Services	9509	Altairis Technology Partners LLC	1/18/2020	1/18/2020
Services/Support Agreement for Lucas System	10033	Physio-Control Inc	1/19/2020	1/19/2020
Adult Yoga, Mommy and Me and Childcare Yoga	10320	Bar-Brand, LLC dba Body By Lo	1/31/2020	1/31/2023
Risk Management Info System Annual Maintenance	7972	Marsh ClearSight LLC	1/31/2020	1/31/2020
Officials, Boys Lacrosse - Advanced League	10370	Mid-Atlantic Official's Alliance Incorp. dba Champion Officials Group	1/31/2020	1/31/2023
Athletic Trainer Services	10319	PT Network, LLC dba Pivot Physical Therapy	1/31/2020	1/31/2024
Routing for Transportation Vehicles - Aging Software Maint & Tech Support	8069	Route Match Software Inc	1/31/2020	1/31/2020
Rideshare Marketing	10038	The Cyphers Agency Inc	1/31/2020	1/31/2022
Arbitration Consultant	10313	The Segal Company (Eastern States) Inc. dba Segal Waters Consulting	1/31/2020	1/31/2023
West Safety Services Inc	9461	E911 Solutions Crisis Connect	2/1/2020	2/1/2020
Private Switch / Automatic Location Identification (PS/ALI)	9522	Verizon Business Network Services Inc	2/1/2020	2/1/2020
Auto CAD Map 3D - DPW	10039	DLT Solutions LLC	2/6/2020	2/6/2022
Seagrave Fire Truck - 2005 Grant	7001	Odenton Volunteer Fire Dept	2/7/2020	2/7/2020
Pension Investment Manager	6016	Western Asset Management Company	2/7/2020	2/7/2020
Office Supplies, Related Products and Office Services	10449	Cartridge Plus, Inc.	2/28/2020	2/28/2020
FASTER Web	10314	CCG Systems, Inc.	2/28/2020	2/28/2023
Natural Gas Supply Services	10037	Constellation Newenergy Gas Dvision LLC	2/28/2020	2/28/2027
Stadium Food Service Concession (Revenue Generating)	10057	Crown Foods Inc.	2/28/2020	2/28/2022
Blanket Insurance for Volunteer Fire and Rescue Personnel	10443	Provident Agency Inc	2/28/2020	2/28/2023
Auction Services Online (Revenue Generating)	9932	The Public Group	2/28/2020	2/28/2021
Zuercher Suite Software	10268	Zuercher Technologies LLC	2/28/2020	2/28/2023
Officials Field Hockey	9793	Central Maryland Officials Association LLC	2/29/2020	2/28/2021

Mowing Services For Department of Recreation and Parks	10409	Custon Lawn Care Service Inc	2/29/2020	2/28/2023
Information Software Renewal	10051	Knight Point Systems LLC	2/29/2020	2/29/2020
Telestaff Servcies	10343	Kronos Incorporated	2/29/2020	2/28/2023
All Hazards Preparedness Planning Consulting & Recovery Services	10317	Mission Critical Partners LLC	2/29/2020	2/29/2020
Mowing Services for Department of Recreation and Parks	10365	Power Lawn Service LLC	2/29/2020	2/28/2023
Animal Carcass Removal	10318	R & R Scapes and Maintenance, LLC	2/29/2020	2/28/2023
Evolis Primacy Duplex Color Printer & Support	10283	Total ID Solutions Inc	2/29/2020	2/28/2023
Officials, Girls Lacrosse	10425	WLC Officials, LLC	2/29/2020	2/28/2023
Subscription Agreement for Anne Arundel County Retirement And Pension S	7502	Quellos Private Capital II LP	3/11/2020	3/11/2020
Audiolog Digiatal Call Gold Warranty	10113	Myers Voice and Data Inc	3/26/2020	3/26/2022
Pension Investment Manager	6007	Chartwell Investment Partners	3/31/2020	3/31/2020
Water Treatment for Cooling Towers	9835	Chem-Aqua Inc	3/31/2020	3/31/2021
Mowing Services Stormwater Maintenance Practices	9785	Chesapeake Lawn Maintenance	3/31/2020	3/31/2021
Elevator Services	9687	Kone Inc	3/31/2020	3/31/2020
Utility Fund Rates Financial Services	9569	Management & Financial Services Group LLC DBA Municipal & Financi	3/31/2020	3/31/2020
NPDES Water Quality Analysis	10351	Martel Laboratories JDS, Inc.	3/31/2020	3/31/2021
Mowing Services DPW	9762	Marty A Howard DBA H & H Landscaping	3/31/2020	3/31/2021
Mowing Services for Dept of Rec & Parks Central Srvs & Health Dept	9808	Marty A Howard DBA H & H Landscaping	3/31/2020	3/31/2021
Miller Mendel eSOPH System	10316	Miller Mendel, Inc.	3/31/2020	3/31/2020
Mowing Services - DPW	9797	Power Lawn Service LLC	3/31/2020	3/31/2021
Mowing Services for Dept of R & P Central Srvs FMD & Health Dept	9809	Power Lawn Service LLC	3/31/2020	3/31/2021
Land Use Market Analysis	10444	RKG Associates Inc	3/31/2020	3/31/2023
Government Software License Agreement (revenue neutral)	8719	BRP US Inc	4/12/2020	4/12/2020
Canon Network Digital Copier Lease	9556	Canon Solutions America Inc	4/30/2020	4/30/2020
Enhanced 911 Customer Premise Equipment	10598	Verizon Maryland LLC	5/31/2020	5/31/2020
Outside Legal Counsel	10535	Venable LLP	6/7/2020	6/7/2020
Security Electronics System Service	9373	Stanley Convergent Security Solution Inc	6/30/2020	6/30/2023
Financial Software Package	5563	Sungard Treasury Systems	6/30/2020	6/30/2020
Fire Dept Learning Management & Certification Tracking Systems	10155	Target Solutions Learning LLC	6/30/2020	6/30/2030
PulsePoint Connect	10066	Pulse Point Foundation	7/31/2020	7/31/2020
Medical Transport Billing and Collection Services	10160	Advanced Data Processing Inc a subsidiary of Intermedix Corporation	9/30/2020	9/30/2023
Health Care Services for Anne Arundel County Department of Detention Facil	10191	Correct Care Solutions LLC	9/30/2020	9/30/2025
HP Laptop Computers	9943	Daly Computers Ubc	10/31/2020	10/31/2020
Inmate Services - Commissary, Banking System, Phone System and Other Ser	10306	Inmate Calling Solutions, LLC	1/31/2021	1/31/2023
Radio Equipment and Services	9803	Motorola Solutions Inc	2/1/2021	2/21/2026
PMIS	10312	Perfect Commerce LLC	2/4/2021	2/4/2031
2018 Stream Insect Taxonomic	10420	Coastal Resources, Inc.	3/31/2021	3/31/2020
ACTIVEnet Registration, Software, Products & Services	9423	Active Network LLC	9/30/2021	9/30/2019
Group Vision Benefits	10529	EyeMed Vision Care LLC	12/31/2021	12/31/2025

Accept, Process & Market'g Serv For Recyclable Materials [Revenue Generati	9244	WM Recycle America LLC	5/31/2022	5/31/2022
License Agreement - MAC Church	9886	Mid Atlantic Community Church	6/30/2023	6/30/2023
USDA Cooperative Service Agreement	10564	United States Department of Agriculture	9/30/2023	9/30/2023
Golf Course Management Services	9282	Billy Casper Golf LLC	12/31/2023	12/31/2028
IT Professional Services Procurements	10243	Application Outfitters Inc	6/24/2024	6/24/2024
IT Professional Services Procurements	10249	Knight Point Systems LLC	6/24/2024	6/24/2024
IT Professional Services Procurements	10262	TechGlobal Inc	6/24/2024	6/24/2024
IT Professional Services Procurements	10337	22nd Century Technologies, Inc.	6/30/2024	6/30/2024
IT Professional Services Procurments	10328	5 Star Consulting Group, LLC	6/30/2024	6/30/2024
IT Professional Services Procurements	10418	Aiestech, Inc.	6/30/2024	6/30/2024
IT Professional Services Procurements	10417	American Telecom Solutions, LLC	6/30/2024	6/30/2024
IT Professional Services Procurements	10242	Angarai International Inc	6/30/2024	6/30/2024
IT Professional Services Procurements	10437	Anzi-Tech Distribution Inc. dba Omega-Cor Technologies	6/30/2024	6/30/2024
IT Professional Services Procurements	10383	Applied Technology Services, Inc.	6/30/2024	6/30/2024
IT Professional Services Procurements	10350	BITHGROUP Technologies, Inc.	6/30/2024	6/30/2024
IT Proffessional Services Procurements	10363	Bizsys Arch, Inc.	6/30/2024	6/30/2024
IT Professional Services Procurements	10323	Braxton-Grant Technologies Inc	6/30/2024	6/30/2024
IT Professional Services Procurement	10244	Business Soltuions Group Inc	6/30/2024	6/30/2024
IT Professional Services Procurements	10419	CDW Government, LLC	6/30/2024	6/30/2024
IT Professional Services Procurements	10413	Ciber Global, LLC	6/30/2024	6/30/2024
IT Professional Services Procurements	10357	ClearAvenue, LLC	6/30/2024	6/30/2024
IT Professional Services Procurements	10367	Compass Solutions, LLC	6/30/2024	6/30/2024
IT Professional Services Procurements	10356	Computer Aid, Inc.	6/30/2024	6/30/2024
IT Professional Services Procurements	10245	Computer Technologies Consultants Inc	6/30/2024	6/30/2024
IT Professional Services Procurements	10401	Cross Management Consulting LLC	6/30/2024	6/30/2024
IT Professional Services Procurements	10382	Daly Computers, Inc.	6/30/2024	6/30/2024
IT Professional Services Procurements	10434	Dataprise, Inc.	6/30/2024	6/30/2024
IT Professional Services Procurements	10388	DevCare Solutions	6/30/2024	6/30/2024
IT Professional Services Procurements	10395	DISYS Solutions, Inc.	6/30/2024	6/30/2024
IT Professional Services Procurements	10325	Dravida Consulting, LLC	6/30/2024	6/30/2024
IT Professional Services Procurements	10373	Draw Pixel Interactive, Inc.	6/30/2024	6/30/2024
IT Professional Services Procurements	10347	EA Engineering, Science, and Technology, Inc., PBC	6/30/2024	6/30/2024
IT Professional Services Procurements	10394	Elegant Enterprise-Wide Solutions, Inc.	6/30/2024	6/30/2024
IT Professional Services Procurements	10431	Engenuity, LLC	6/30/2024	6/30/2024
IT Professional Services Procurements	10246	Epilogue Systems, LLC	6/30/2024	6/30/2024
IT Professional Services Procurements	10404	ePlus Technology, Inc.	6/30/2024	6/30/2024
IT Professional Services Procurements	10392	eSystems, Inc.	6/30/2024	6/30/2024
IT Professional Services Procurements	10391	FedSoft, Inc.	6/30/2024	6/30/2024
IT Professional Services Procurements	10390	Femdel, LLC	6/30/2024	6/30/2024

IT Professional Services Procurements	10378	First Information Technology Services, Inc.	6/30/2024	6/30/2024
IT Professional Services Procurements	10380	FosterSoft, Inc.	6/30/2024	6/30/2024
IT Professional Services Procurements	10374	GCOM Software LLC	6/30/2024	6/30/2024
IT Professional Services Procurements	10436	Hightower Consulting Services, LLP	6/30/2024	6/30/2024
IT Professional Services Procurements	10387	Hosted Records Inc	6/30/2024	6/30/2024
IT Professional Services Procurements	10430	HyperGen, Inc.	6/30/2024	6/30/2024
IT Professional Services Procurements	10438	iLynx, Inc.	6/30/2024	6/30/2024
IT Professional Services Procurements	10428	Indisoft, LLC	6/30/2024	6/30/2024
IT Professional Services Procurements	10393	Infojini Inc	6/30/2024	6/30/2024
IT Professional Services Procurements	10371	International Consulting Acquisition Corp. dba ISG Public Sector	6/30/2024	6/30/2024
IT Professional Services Procurements	10440	International Projects Consultancy Services, Inc.	6/30/2024	6/30/2024
IT Professional Services Procurements	10375	International Software Systems, Inc.	6/30/2024	6/30/2024
IT Professional Services Procurements	10247	Intersoft Data Services Procurements	6/30/2024	6/30/2024
IT Professional Services Procurements	10248	iQuasar LLC	6/30/2024	6/30/2024
IT Professional Services Procurements	10429	IT Tech Direct, LLC	6/30/2024	6/30/2024
IT Professional Services Procurements	10435	i-VisioNet, Inc.	6/30/2024	6/30/2024
IT Professional Services Procurements	10339	JMH Technology	6/30/2024	6/30/2024
IT Professional Services Procurements	10352	Johnson, Mirmiran & Thompson, Inc.	6/30/2024	6/30/2024
IT Professional Services Procurements	10397	K&C Technologies, LLC dba Mid Atlantic Systems	6/30/2024	6/30/2024
IT Professional Services Procurements	10322	KCI Technologies, Inc.	6/30/2024	6/30/2024
IT Professional Services Procurements	10415	KP Soft, Inc.	6/30/2024	6/30/2024
IT Professional Services Procurements	10250	Limbic Systems Inc	6/30/2024	6/30/2024
IT Professional Services Procurements	10447	LiRo GIS and Survey P.C.	6/30/2024	6/30/2024
IT Professional Services Procurements	10389	MakarySoft LLC	6/30/2024	6/30/2024
IT Professional Services Procurements	10349	Matrix Systems and Technologies, Inc.	6/30/2024	6/30/2024
IT Professional Services Procurements	10332	McCormick Taylor, Inc	6/30/2024	6/30/2024
IT Professional Services Procurements	10407	Mindboard, Inc.	6/30/2024	6/30/2024
IT Professional Services Procurements	10355	Mirage Software, Inc.	6/30/2024	6/30/2024
IT Professional Services Procurements	10251	Momentum Inc	6/30/2024	6/30/2024
IT Professional Services Procurements	10252	Moser Consulting Incorporated	6/30/2024	6/30/2024
IT Professional Services Procurements	10345	Msys Inc	6/30/2024	6/30/2024
IT Professional Services Procurements	10377	MTG Management Consultants, LLC	6/30/2024	6/30/2024
IT Professional Services Procurements	10361	Navigator Management Partners, LLC	6/30/2024	6/30/2024
IT Professional Services Procurements	10253	Neostek Inc	6/30/2024	6/30/2024
IT Professional Services Procurements	10254	Netorian Limited Liability Company	6/30/2024	6/30/2024
IT Professional Services Procurements	10255	NexSolv Inc	6/30/2024	6/30/2024
IT Professional Services Procurements	10348	Now Applications, LLC	6/30/2024	6/30/2024
IT Professional Services Procurements	10432	Now Technologies, Inc.	6/30/2024	6/30/2024
IT Professional Services Procurements	10405	NuHarbor Security, Inc.	6/30/2024	6/30/2024

IT Professional Services Procurements	10358	Oakland Consulting Group, Inc.	6/30/2024	6/30/2024
IT Professional Services Procurements	10256	Omnyon LLC	6/30/2024	6/30/2024
IT Professional Services Procurements	10406	Peak Technology Solutions, Inc.	6/30/2024	6/30/2024
IT Professional Services Procurements	10408	Plante & Moran, PLLC	6/30/2024	6/30/2024
IT Professional Services Procurements	10372	Powersolv, Inc.	6/30/2024	6/30/2024
IT Professional Services Procurements	10257	Presidio Networked Solutions LLC	6/30/2024	6/30/2024
IT Professional Services Procurements	10344	R & A Solutions Inc dba RANDA Solutions	6/30/2024	6/30/2024
IT Professional Services Procurements	10258	Real World Technologies Inc	6/30/2024	6/30/2024
IT Professional Services Procurements	10346	Realistic Computing, Inc. dba RCI	6/30/2024	6/30/2024
IT Professional Services Procurements	10384	Red Salsa Technologies Inc	6/30/2024	6/30/2024
IT Professional Services Procurements	10274	RightDirection Technology Solutions LLC	6/30/2024	6/30/2024
IT Professional Services Procurements	10335	SamaraTech, LLC	6/30/2024	6/30/2024
IT Professional Services Procurements	10336	SamaraTech, LLC	6/30/2024	6/30/2024
IT Professional Services Procurements	10364	SDA Consulting, Inc.	6/30/2024	6/30/2024
IT Professional Services Procurement	10362	Select Computing, Inc.	6/30/2024	6/30/2024
IT Professional Services Procurements	10414	Sigman and Summerfield Associates, Inc.	6/30/2024	6/30/2024
IT Professional Services Procurements	10381	SIXA, LLC	6/30/2024	6/30/2024
IT Professional Services Procurements	10324	Skyline Technology Solutions, LLC	6/30/2024	6/30/2024
IT Professional Services Procurements	10366	Software Consortium, LLC dba Primesoft	6/30/2024	6/30/2024
IT Professional Services Procurements	10439	Software Infomation Resources Corporation	6/30/2024	6/30/2024
IT Professional Services Procurements	10396	Spatial Systems Associates, Inc.	6/30/2024	6/30/2024
IT Professional Services Procurements	10261	Stragistics Technology, Inc.	6/30/2024	6/30/2024
IT Professional Services Procurements	10433	TBM Technology Consulting LLC	6/30/2024	6/30/2024
IT Professional Services Procurements	10273	Technical Specialties Inc	6/30/2024	6/30/2024
IT Professional Services Procurements	10360	TechnoGen, Inc.	6/30/2024	6/30/2024
IT Professional Services Procurements	10263	TelaForce LLC	6/30/2024	6/30/2024
IT Professional Services Procurements	10331	TEM Software, LLC	6/30/2024	6/30/2024
IT Professional Services Procurements	10264	Timmons Group Inc	6/30/2024	6/30/2024
IT Professional Services Procurements	10368	Trigyn Technologies, Inc.	6/30/2024	6/30/2024
IT Professional Services Procurements	10265	Wallace Montgomery and Associates	6/30/2024	6/30/2024
IT Professional Services Procurements	10354	West Advanced Technologies, Inc.	6/30/2024	6/30/2024
IT Professional Services Procurements	10266	Zillion Technologies Inc	6/30/2024	6/30/2024
IT Professional Services Procurements	10385	Zolon Tech, Inc.	6/30/2024	6/30/2024
Administrative Grant for Londontown	5884	Londontowne Foundation	6/30/2026	6/30/2026
Power Purchase Agreement for Annapolis Solar Park #3	10020	Annapolis Solar Park LLC	12/31/2037	12/31/2047
Power Purchase Agreement for Annapolis Solar Park #5	10022	Annapolis Solar Park LLC	12/31/2037	12/31/2047
Power Purchase Agreement for Annapolis Solar Park #4	10021	Annapolis Solar Park LLC	12/31/2037	12/31/2047
Assignment of Annapolis Solar Park PPAs	10519	Cassiopea Solar LLC	12/31/2037	12/31/2047

Grants Listing				
Department				
Bureau				
Grant	FY2018	FY2019	FY2019	FY2020
Object	Actual	Original	Estimate	Budget
Department of Aging				
366-ADA				
GAG00419-ST Wide Special Transpo Assist				
7200-Contractual Services	-	-	-	1,000
GAG00420-ST Wide Special Transpo Assist				
7200-Contractual Services	-	-	-	1,000
375-Senior Centers				
GAG00118-Senior Center Operating Grant				
7001-Personal Services	5,411	-	-	-
8000-Supplies & Materials	31,628	-	-	-
GAG00119-Senior Center Operating Grant				
7001-Personal Services	-	7,000	37,000	-
8000-Supplies & Materials	-	400	-	-
GAG00120-Senior Center Operating Grant				
7001-Personal Services	-	-	-	37,000
7200-Contractual Services	-	-	37,000	-
GAG00817-Nutrition Services Incentive				
8000-Supplies & Materials	87,985	-	-	-
8400-Business & Travel	(85)	-	-	-
GAG00818-Nutrition Services Incentive				
8000-Supplies & Materials	47,789	33,300	-	-
GAG00819-Nutrition Services Incentive				
8000-Supplies & Materials	-	99,900	33,400	31,300
GAG00820-Nutrition Services Incentive				
7200-Contractual Services	-	-	93,800	-
8000-Supplies & Materials	-	-	-	93,800
GAG20517-IIIC-I Nutrition				
7001-Personal Services	53,006	-	-	-
7200-Contractual Services	540	-	-	-
8000-Supplies & Materials	217,897	-	-	-
8400-Business & Travel	2,296	-	-	-
GAG20518-IIIC-I Nutrition				
7001-Personal Services	167,715	50,400	-	-
7200-Contractual Services	1,391	100	-	-
8000-Supplies & Materials	208,989	81,000	-	-
8400-Business & Travel	2,959	4,200	-	-
GAG20519-IIIC-I Nutrition				
7001-Personal Services	-	151,000	50,400	68,300
7200-Contractual Services	-	24,400	100	100
8000-Supplies & Materials	-	249,300	81,000	82,900
8400-Business & Travel	-	3,400	4,200	4,200
GAG20520-IIIC-1 Nutrition				
7001-Personal Services	-	-	-	182,500
7200-Contractual Services	-	-	-	3,400
8000-Supplies & Materials	-	-	-	277,600
8400-Business & Travel	-	-	-	3,400
GAG20617-IIIC-Home Delivered Meals				
8000-Supplies & Materials	86,133	-	-	-
GAG20618-III C-Home Delivered Meals				
7200-Contractual Services	-	4,900	-	-
8000-Supplies & Materials	203,843	65,200	-	-
GAG20619-III-C Home Delivered Meals				
7200-Contractual Services	-	34,700	-	-
8000-Supplies & Materials	-	195,600	74,400	98,400
GAG20620-III-C Home Delivered Meals				
7200-Contractual Services	-	-	247,200	-
8000-Supplies & Materials	-	-	-	247,200
GAG20717-IIID-Preventive health				
8000-Supplies & Materials	1,140	-	-	-

Grants Listing				
Department				
Bureau				
Grant	FY2018	FY2019	FY2019	FY2020
Object	Actual	Original	Estimate	Budget
GAG20718-III D-Preventive Health				
7200-Contractual Services	2,500	4,800	-	-
8000-Supplies & Materials	49	-	-	-
GAG20719-IIID-Preventive health				
7001-Personal Services	-	-	-	2,200
7200-Contractual Services	-	14,400	4,800	1,000
8000-Supplies & Materials	-	-	-	2,300
8400-Business & Travel	-	-	-	1,400
GAG20720-IIID Preventive Health				
7001-Personal Services	-	-	-	6,200
7200-Contractual Services	-	-	20,000	3,000
8000-Supplies & Materials	-	-	-	6,700
8400-Business & Travel	-	-	-	4,100
GAG30618-BG-Nutrition				
8000-Supplies & Materials	128,836	-	-	-
GAG30619-BG-Nutrition				
8000-Supplies & Materials	-	128,800	128,100	-
GAG30620-BG-Nutrition				
7200-Contractual Services	-	-	128,100	-
8000-Supplies & Materials	-	-	-	128,100
380-Aging & Disability Resource Ct				
GAG00518-Curb Abuse Medicare/Caid SMP				
7001-Personal Services	12,631	200	-	-
7200-Contractual Services	-	2,100	-	-
8000-Supplies & Materials	311	400	-	-
8400-Business & Travel	41	-	-	-
GAG00519-Curb Abuse Medicare/Caid SMP				
7001-Personal Services	-	-	2,200	2,200
7200-Contractual Services	-	2,500	800	500
8000-Supplies & Materials	-	5,600	800	1,100
GAG00520-Curb Abuse Medicare/Caid SMP				
7001-Personal Services	-	-	-	1,100
7200-Contractual Services	-	-	5,000	2,000
8000-Supplies & Materials	-	-	-	1,900
GAG00917-Ctrs for Medicare/caid Service				
7001-Personal Services	7,695	-	-	-
7200-Contractual Services	101	-	-	-
8400-Business & Travel	85	-	-	-
GAG00918-Ctrs for Medicare/Caid Service				
7001-Personal Services	30,233	11,200	-	-
7200-Contractual Services	506	600	-	-
8000-Supplies & Materials	4,348	600	-	-
8400-Business & Travel	692	200	-	-
GAG00919-Ctrs for Medicare/Caid Service				
7001-Personal Services	-	33,600	32,700	2,500
7200-Contractual Services	-	1,400	800	200
8000-Supplies & Materials	-	2,000	4,300	1,200
8400-Business & Travel	-	800	800	-
GAG00920-Centers for Medicare/caid Serv				
7001-Personal Services	-	-	-	7,400
7200-Contractual Services	-	-	12,000	800
8000-Supplies & Materials	-	-	-	3,800
GAG01020-Senior Health Insurance Prgm				
7001-Personal Services	-	-	-	30,200
7200-Contractual Services	-	-	34,500	700
8000-Supplies & Materials	-	-	-	2,800
8400-Business & Travel	-	-	-	800
GAG01516-Triage Grant from Hospitals				
8000-Supplies & Materials	(997)	-	-	-

Grants Listing				
Department				
Bureau				
Grant	FY2018	FY2019	FY2019	FY2020
Object	Actual	Original	Estimate	Budget
GAG01517-Triage Grant from Hospitals				
7001-Personal Services	(412)	-	-	-
GAG01518-Triage Grant from Hospitals				
7001-Personal Services	264,688	-	-	-
7200-Contractual Services	6,690	-	-	-
8000-Supplies & Materials	6,382	-	-	-
8400-Business & Travel	846	-	-	-
GAG01519-Triage Grant from Hospitals				
7001-Personal Services	-	294,300	294,300	-
7200-Contractual Services	-	10,000	10,000	-
8000-Supplies & Materials	-	1,000	1,000	-
8400-Business & Travel	-	1,000	1,000	-
GAG01520-Triage Grant from Hospitals				
7001-Personal Services	-	-	-	292,500
7200-Contractual Services	-	-	(306,300)	11,800
8000-Supplies & Materials	-	-	-	700
8400-Business & Travel	-	-	-	1,300
GAG01618-Hospital to Home Partnership				
7001-Personal Services	31,738	-	-	-
7200-Contractual Services	50,460	-	-	-
8000-Supplies & Materials	9,566	-	-	-
GAG01619-Hospital to Home Partnership				
7001-Personal Services	-	68,000	-	-
7200-Contractual Services	-	60,200	-	-
GAG20117-IIIB Public Relations/Admin				
7001-Personal Services	33,176	-	-	-
7200-Contractual Services	1,931	-	-	-
8000-Supplies & Materials	13,147	-	-	-
8400-Business & Travel	478	-	-	-
GAG20118-IIIB Public Relations/Admin				
7001-Personal Services	125,696	65,900	-	-
7200-Contractual Services	5,254	2,500	-	-
8000-Supplies & Materials	6,940	5,400	-	-
8400-Business & Travel	4,778	-	-	-
GAG20119-IIIB Public Relations/Admin				
7001-Personal Services	-	198,100	65,900	84,300
7200-Contractual Services	-	7,500	-	-
8000-Supplies & Materials	-	15,800	4,400	-
GAG20120-IIIB Public Relations/Admin				
7001-Personal Services	-	-	-	258,500
7200-Contractual Services	-	-	258,500	-
GAG20217-IIIB Legal Aid Bureau IA				
7200-Contractual Services	10,000	-	-	-
GAG20218-IIIB Legal Aid Bureau IA				
7200-Contractual Services	40,000	10,000	-	-
GAG20219-IIIB Legal Aid Bureau 1A				
7200-Contractual Services	-	30,000	10,000	10,000
GAG20220-IIIB Legal Aid Bureau 1A				
7200-Contractual Services	-	-	30,000	30,000
GAG20317-IIIB Telephone Reassurance IA				
7001-Personal Services	1,578	-	-	-
7200-Contractual Services	511	-	-	-
8000-Supplies & Materials	474	-	-	-
8400-Business & Travel	107	-	-	-
GAG20318-IIIB Telephone Reassurance IA				
7001-Personal Services	6,172	2,200	-	-
GAG20319-IIIB Telephone Reassurance				
7001-Personal Services	-	6,800	2,200	2,200
GAG20320-IIIB Telephone Reassurance				

Grants Listing				
Department				
Bureau				
Grant	FY2018	FY2019	FY2019	FY2020
Object	Actual	Original	Estimate	Budget
7001-Personal Services	-	-	6,800	6,800
GAG20918-VI Ombudsman				
7001-Personal Services	23,342	8,400	-	-
GAG20919-VI Ombudsman				
7001-Personal Services	-	25,400	8,400	8,400
GAG20920-VI Ombudsman				
7001-Personal Services	-	-	-	25,100
7200-Contractual Services	-	-	25,100	-
GAG30017-BG-Information & Assistance				
7001-Personal Services	(4,516)	-	-	-
GAG30018-BG-Information & Assistance				
7001-Personal Services	69,949	-	-	-
GAG30019-BG-Information & Assistance				
7001-Personal Services	-	77,900	70,000	-
GAG30718-BG-Vulnerable Elderly				
7001-Personal Services	36,541	-	-	-
GAG30719-BG-Vulnerable Elderly				
7001-Personal Services	-	36,500	50,400	-
GAG30720-BG-Vulnerable Elderly				
7001-Personal Services	-	-	-	50,400
7200-Contractual Services	-	-	50,400	-
390-Long Term Care				
GAG20017-IIIB Senior Care				
7001-Personal Services	11,184	-	-	-
7200-Contractual Services	65,720	-	-	-
8000-Supplies & Materials	13,294	-	-	-
GAG20018-IIIB-Senior care				
7001-Personal Services	34,833	23,800	-	-
GAG20019-IIIB-Senior Care				
7001-Personal Services	-	71,200	33,800	-
7200-Contractual Services	-	-	-	1,100
8000-Supplies & Materials	-	-	-	14,000
8400-Business & Travel	-	-	-	1,200
GAG20020-IIIB-Senior Care				
7200-Contractual Services	-	-	48,700	2,900
8000-Supplies & Materials	-	-	-	42,000
8400-Business & Travel	-	-	-	3,800
GAG20817-National Family Caregiver				
7001-Personal Services	19,037	-	-	-
7200-Contractual Services	48,294	-	-	-
8000-Supplies & Materials	10,193	-	-	-
8400-Business & Travel	1,704	-	-	-
GAG20818-National Family Caregiver				
7001-Personal Services	68,820	23,200	-	-
7200-Contractual Services	104,406	44,200	-	-
8000-Supplies & Materials	35,069	6,400	-	-
8400-Business & Travel	3,340	1,400	-	-
GAG20819-National Family Caregiver				
7001-Personal Services	-	69,300	22,300	24,700
7200-Contractual Services	-	45,700	15,100	13,800
8000-Supplies & Materials	-	19,000	6,400	6,400
8400-Business & Travel	-	4,300	1,400	1,500
GAG20820-National Family Caregiver				
7001-Personal Services	-	-	-	73,900
7200-Contractual Services	-	-	195,300	92,600
8000-Supplies & Materials	-	-	-	23,900
8400-Business & Travel	-	-	-	4,900
GAG20917-VI Ombudsman				
7001-Personal Services	9,655	-	-	-

Grants Listing				
Department				
Bureau				
Grant	FY2018	FY2019	FY2019	FY2020
Object	Actual	Original	Estimate	Budget
8000-Supplies & Materials	114	-	-	-
8400-Business & Travel	675	-	-	-
GAG30020-BG-Information & Assistance				
7001-Personal Services	-	-	-	70,000
GAG30117-BG-Senior Care				
7001-Personal Services	(9,321)	-	-	-
GAG30118-BG-Senior Care				
7001-Personal Services	80,715	-	-	-
7200-Contractual Services	367,887	1,000	-	-
8000-Supplies & Materials	128,837	-	-	-
8400-Business & Travel	71	-	-	-
GAG30119-BG-Senior Care				
7001-Personal Services	-	69,900	67,200	-
7200-Contractual Services	-	369,000	415,800	-
8000-Supplies & Materials	-	76,000	132,300	-
8400-Business & Travel	-	2,000	-	-
GAG30120-BG-Senior Care				
7001-Personal Services	-	-	-	68,500
7200-Contractual Services	-	-	-	427,500
8000-Supplies & Materials	-	-	-	119,300
GAG30218-BG-Guardianship				
7200-Contractual Services	15,198	-	-	-
8000-Supplies & Materials	7,524	-	-	-
8400-Business & Travel	577	-	-	-
GAG30219-BG-Guardianship				
7200-Contractual Services	-	12,500	13,000	-
8000-Supplies & Materials	-	1,200	1,200	-
8400-Business & Travel	-	1,400	1,500	-
GAG30220-BG-Guardianship				
7200-Contractual Services	-	-	23,700	21,000
8000-Supplies & Materials	-	-	-	1,200
8400-Business & Travel	-	-	-	1,500
GAG30418-BG-Housing				
7200-Contractual Services	236,781	-	-	-
GAG30419-BG-Housing				
7200-Contractual Services	-	249,600	353,400	-
GAG30420-BG-Housing				
7200-Contractual Services	-	-	353,400	353,400
GAG30518-Ombudsman				
7001-Personal Services	63,409	-	-	-
7200-Contractual Services	3,722	-	-	-
8000-Supplies & Materials	8,952	-	-	-
8400-Business & Travel	6,380	-	-	-
GAG30519-Ombudsman				
7001-Personal Services	-	63,100	63,100	-
7200-Contractual Services	-	5,300	5,300	-
8000-Supplies & Materials	-	3,900	3,900	-
8400-Business & Travel	-	10,200	10,200	-
GAG30520-Ombudsman				
7001-Personal Services	-	-	-	71,300
7200-Contractual Services	-	-	81,200	-
8000-Supplies & Materials	-	-	-	4,000
8400-Business & Travel	-	-	-	5,900
Department of Aging Total	3,388,250	3,314,500	3,463,700	3,578,600
Chief Administrative Office				
279-Office of Emerg Mgt				
GCA01016-Emergency Management Support				
7001-Personal Services	18,881	-	-	-
7200-Contractual Services	59,000	-	-	-

Grants Listing				
Department				
Bureau				
Grant	FY2018	FY2019	FY2019	FY2020
Object	Actual	Original	Estimate	Budget
GCA01017-UASI Planners				
7001-Personal Services	99,287	-	-	-
GCA01117-EMPG-State & Local Assistance				
7001-Personal Services	170,002	-	-	-
7200-Contractual Services	20,410	-	-	-
8400-Business & Travel	6,790	-	-	-
GCA01215-Homeland Sec-Incident Mgt Trng				
7001-Personal Services	9,248	-	-	-
8000-Supplies & Materials	8,503	-	-	-
8500-Capital Outlay	24,230	-	-	-
GCA01415-Homeland Sec-Support HAZMAT				
8000-Supplies & Materials	3,855	-	-	-
GCA01416-Homeland Sec-Support HAZMAT				
8000-Supplies & Materials	24,236	-	-	-
8400-Business & Travel	2,220	-	-	-
GCA01417-UASI HAZMAT				
8000-Supplies & Materials	2,116	-	-	-
GCA01516-State Homeland Security				
7001-Personal Services	13,799	-	-	-
7200-Contractual Services	43,138	-	-	-
8000-Supplies & Materials	56,732	-	-	-
8400-Business & Travel	6,788	-	-	-
8500-Capital Outlay	30,749	-	-	-
GCA01517-State Homeland Security				
7001-Personal Services	45,677	-	-	-
7200-Contractual Services	1,886	-	-	-
8000-Supplies & Materials	10,416	-	-	-
8500-Capital Outlay	13,000	-	-	-
GCA01615-UASI - MCCU Veh Maint				
8000-Supplies & Materials	1,304	-	-	-
GCA01616-UASI - MCCU Veh Maint				
8000-Supplies & Materials	2,171	-	-	-
GCA01718-HMEP				
8400-Business & Travel	4,500	-	-	-
GCA02115-UASI-Tactical Equipment				
8000-Supplies & Materials	21,036	-	-	-
8400-Business & Travel	4,146	-	-	-
8500-Capital Outlay	11,179	-	-	-
GCA02116-UASI-Tactical Equipment				
8500-Capital Outlay	4,117	-	-	-
GCA02316-USAI-CCTV				
7200-Contractual Services	22,791	-	-	-
GCA02515-UASI-Ambulance Buses				
7200-Contractual Services	7,718	-	-	-
8000-Supplies & Materials	6,202	-	-	-
GCA02517-UASI - Ambo Bus				
7001-Personal Services	3,048	-	-	-
7200-Contractual Services	121	-	-	-
8000-Supplies & Materials	272	-	-	-
GCA02717-Hazard Mitigation				
7200-Contractual Services	36,563	-	-	-
GCA03717-USAI - Intelligence Equipment				
8000-Supplies & Materials	4,810	-	-	-
GCA03816-K-9 Bomb Squad				
8000-Supplies & Materials	5,500	-	-	-
GCA03817-K-9 Bomb Squad				
8000-Supplies & Materials	3,433	-	-	-
GCA04115-UASI-Tech Training Web EOC				
8000-Supplies & Materials	4,090	-	-	-

Grants Listing				
Department				
Bureau				
Grant	FY2018	FY2019	FY2019	FY2020
Object	Actual	Original	Estimate	Budget
GCA04215-UASI-Sheltering				
8000-Supplies & Materials	4,679	-	-	-
GCA05415-HMGP-2254 Lake Drive				
8700-Grants, Contributions & Other	77,615	-	-	-
302-Office of Transportation				
GCA10118-Federal Transit Formula				
7001-Personal Services	55,693	-	-	-
7200-Contractual Services	43,105	-	-	-
8000-Supplies & Materials	11,291	-	-	-
8400-Business & Travel	28,559	-	-	-
GCA10214-Federal Transit Metro Planning				
7200-Contractual Services	116,807	-	-	-
GCA10218-Federal Transit Metro				
7200-Contractual Services	74,245	-	-	-
8400-Business & Travel	1,400	-	-	-
GCA10417-MTA Large Urban Transportation				
7200-Contractual Services	95,690	-	-	-
GCA10418-MTA Large Urban Transportation				
7200-Contractual Services	1,445,309	-	-	-
GCA10518-JARC Services				
7200-Contractual Services	345,432	-	-	-
GCA10618-St Wide Special Transpo Assist				
7001-Personal Services	145,357	-	-	-
7200-Contractual Services	262,736	-	-	-
8000-Supplies & Materials	10,861	-	-	-
8400-Business & Travel	120,163	-	-	-
8500-Capital Outlay	3,292	-	-	-
Chief Administrative Office Total	3,656,198	-	-	-
Circuit Court				
460-Disposition of Litigation				
GCC00218-Adult Drug Treatment Court				
7001-Personal Services	252,271	-	-	-
7200-Contractual Services	2,476	-	-	-
8000-Supplies & Materials	4,372	-	-	-
8400-Business & Travel	680	-	-	-
GCC00219-Adult Drug Treatment Court				
7001-Personal Services	-	268,500	278,100	-
7200-Contractual Services	-	136,600	17,000	-
8000-Supplies & Materials	-	2,500	2,500	-
8400-Business & Travel	-	9,000	9,000	-
GCC00220-Adult Drug Treatment Court				
7001-Personal Services	-	-	-	274,800
7200-Contractual Services	-	-	-	62,400
8000-Supplies & Materials	-	-	-	2,500
8400-Business & Travel	-	-	-	14,600
GCC00415-Edward Byrne Memorial Justice				
8000-Supplies & Materials	-	800	800	-
GCC00416-Edward Byrne Memorial Justice				
7001-Personal Services	24,389	73,600	73,100	-
7200-Contractual Services	1,784	-	500	-
8000-Supplies & Materials	1,304	-	-	-
GCC00417-Edward Byrne Memorial Justice				
7001-Personal Services	-	-	39,900	78,400
7200-Contractual Services	-	40,800	900	900
8000-Supplies & Materials	-	700	700	700
GCC00418-Edward Byrne Memorial Justice				
7200-Contractual Services	-	68,700	68,700	81,900
8000-Supplies & Materials	-	2,500	2,500	1,500
GCC00419-Edward Byrne Memorial Justice				

Grants Listing				
Department				
Bureau				
Grant	FY2018	FY2019	FY2019	FY2020
Object	Actual	Original	Estimate	Budget
	7200-Contractual Services	-	-	84,900
	8000-Supplies & Materials	-	-	1,500
	GCC00420-Edward Byrne Memorial Justice			
	8000-Supplies & Materials	-	-	1,000
	GCC00518-Family Services Program			
	7001-Personal Services	592,974	-	-
	7200-Contractual Services	178,394	-	-
	8000-Supplies & Materials	13,710	-	-
	8400-Business & Travel	33,950	-	-
	GCC00519-Family Services Program			
	7001-Personal Services	-	653,000	636,400
	7200-Contractual Services	-	403,200	236,400
	8000-Supplies & Materials	-	14,000	4,000
	8400-Business & Travel	-	24,500	7,200
	GCC00520-Family Services Program			
	7001-Personal Services	-	-	696,600
	7200-Contractual Services	-	-	426,000
	8000-Supplies & Materials	-	-	6,500
	8400-Business & Travel	-	-	31,600
	GCC00718-Mediation & Conflict Resolutio			
	7001-Personal Services	65,300	-	-
	7200-Contractual Services	10,000	-	-
	8400-Business & Travel	6,726	-	-
	GCC00719-Mediation & Conflict Resolutio			
	7001-Personal Services	-	46,400	67,100
	7200-Contractual Services	-	34,000	400
	8400-Business & Travel	-	7,000	6,100
	GCC00720-Mediation & Conflict Resolutio			
	7001-Personal Services	-	-	50,000
	7200-Contractual Services	-	-	50,000
	8400-Business & Travel	-	-	12,000
	GCC01017-FCIP Child Welfare Program			
	7200-Contractual Services	9,505	-	-
	8400-Business & Travel	2,856	-	-
	GCC01018-FCIP Child Welfare Program			
	7200-Contractual Services	6,839	-	-
	8400-Business & Travel	1,062	-	-
	GCC01019-FCIP Child Welfare Program			
	7200-Contractual Services	-	8,500	7,500
	8400-Business & Travel	-	10,000	-
	GCC01020-FCIP Child Welfare Program			
	7200-Contractual Services	-	-	9,000
	8000-Supplies & Materials	-	-	100
	8400-Business & Travel	-	-	1,200
	GCC01318-Court Researchers NOFA			
	7001-Personal Services	78,141	-	-
	7200-Contractual Services	2,050	-	-
	8000-Supplies & Materials	6,498	-	-
	8400-Business & Travel	1,575	-	-
	GCC01319-Court Researchers NOFA			
	7001-Personal Services	-	64,700	89,700
	7200-Contractual Services	-	35,000	400
	8000-Supplies & Materials	-	-	300
	8400-Business & Travel	-	4,000	400
	GCC01320-Court Researchers NOFA			
	7001-Personal Services	-	-	67,900
	7200-Contractual Services	-	-	34,000
	8400-Business & Travel	-	-	7,500
	GCC01418-Security Enhancement Grant			

Grants Listing					
Department		FY2018	FY2019	FY2019	FY2020
Bureau	Grant	Actual	Original	Estimate	Budget
	Object				
	7200-Contractual Services	-	-	-	1,000
	8000-Supplies & Materials	-	10,600	10,600	-
	GCC01419-Security Enhancement Grant				
	8000-Supplies & Materials	-	40,000	40,000	-
	GCC01420-Security Enhancement Grant				
	8000-Supplies & Materials	-	-	-	45,000
	GCC01519-Federal Drug Court Enhancement				
	7001-Personal Services	-	48,000	-	-
	7200-Contractual Services	-	139,700	-	-
	8400-Business & Travel	-	10,000	-	-
	GCC01520-Federal Drug Court Enhancement				
	7001-Personal Services	-	-	-	48,000
	7200-Contractual Services	-	-	-	128,900
	8000-Supplies & Materials	-	-	-	2,500
	8400-Business & Travel	-	-	-	10,000
	GCC02019-Drug Court Program				
	7200-Contractual Services	-	5,000	2,000	-
	8000-Supplies & Materials	-	5,000	2,000	-
	GCC02020-Drug Court Program				
	7200-Contractual Services	-	-	-	5,000
	8000-Supplies & Materials	-	-	-	5,000
	GCC02119-Pro Bono Committee				
	8000-Supplies & Materials	-	2,000	1,000	-
	8400-Business & Travel	-	2,000	1,000	-
	GCC02120-Pro Bono Committee				
	8000-Supplies & Materials	-	-	-	2,000
	8400-Business & Travel	-	-	-	2,000
	Circuit Court Total	1,296,854	2,170,300	1,606,200	2,246,900
	Central Services				
	170-Purchasing				
	GCS00220-NIGP Grant				
	7001-Personal Services	-	-	-	7,000
	7200-Contractual Services	-	-	-	3,000
	8000-Supplies & Materials	-	-	-	4,000
	8400-Business & Travel	-	-	-	6,000
	Central Services Total	-	-	-	20,000
	Detention Center				
	405-Admin/Support Service				
	GDC00211-Detention Center SCAAP Grant				
	7001-Personal Services	-	-	2,800	2,800
	7200-Contractual Services	2,800	-	-	-
	GDC00212-Detention Center SCAAP Grant				
	7001-Personal Services	-	-	4,200	4,200
	7200-Contractual Services	11,994	-	-	-
	GDC00215-Detention Center SCAAP				
	7001-Personal Services	-	-	19,900	19,900
	7200-Contractual Services	3,277	6,500	-	-
	8400-Business & Travel	1,615	-	-	-
	8500-Capital Outlay	-	15,000	-	-
	GDC00216-Detention Center SCAAP				
	7001-Personal Services	-	43,600	49,400	49,400
	8500-Capital Outlay	-	5,800	-	-
	GDC00217-Detention Center SCAAP				
	7001-Personal Services	-	43,600	35,000	32,500
	7200-Contractual Services	-	4,200	48,000	48,000
	8500-Capital Outlay	-	35,200	-	-
	GDC00218-Detention Center SCAAP				
	7001-Personal Services	-	-	96,500	89,300
	7200-Contractual Services	-	1,000	-	-

Grants Listing				
Department				
Bureau				
Grant	FY2018	FY2019	FY2019	FY2020
Object	Actual	Original	Estimate	Budget
GDC00219-Detention Center SCAAP				
7001-Personal Services	-	-	1,000	1,000
7200-Contractual Services	-	1,000	-	-
GDC00220-Detention Center SCAAP Grant				
7001-Personal Services	-	-	1,000	1,000
GDC00719-Pretrial Services (PSPG)				
7001-Personal Services	-	-	62,400	48,000
7200-Contractual Services	-	-	30,200	30,200
8400-Business & Travel	-	-	1,700	1,700
GDC00819-SBIRT				
7200-Contractual Services	-	-	35,000	35,000
Detention Center Total	19,687	155,900	387,100	363,000
Office of Emergency Management				
303-Office of Emergency Mgt				
GEM01016-Emergency Management Support				
7001-Personal Services	-	600	-	-
7200-Contractual Services	-	1,000	-	-
GEM01017-UASI Planners				
7001-Personal Services	-	195,000	126,000	10,000
7200-Contractual Services	-	6,000	4,000	3,000
GEM01018-UASI Planning				
7001-Personal Services	-	5,000	-	200,000
7200-Contractual Services	-	100	-	10,000
GEM01019-UASI Planning				
7001-Personal Services	-	-	-	5,000
7200-Contractual Services	-	-	-	100
GEM01117-EMPG-State & Local Assistance				
7001-Personal Services	-	100	-	-
8400-Business & Travel	-	400	-	-
GEM01118-EMPG-State & Local Assistance				
7001-Personal Services	-	141,900	141,900	100
8400-Business & Travel	-	17,800	17,800	400
GEM01119-EMPG-State & Local Assistance				
7001-Personal Services	-	-	-	134,300
8400-Business & Travel	-	-	-	12,400
GEM01216-UASI-IMT				
8000-Supplies & Materials	-	500	-	-
GEM01217-UASI-IMT				
8000-Supplies & Materials	-	500	-	500
GEM01218-UASI-IMT				
8000-Supplies & Materials	-	500	-	500
GEM01219-UASI-IMT				
8000-Supplies & Materials	-	-	-	500
GEM01318-Local Emergency Planning				
8000-Supplies & Materials	-	100	-	-
GEM01319-Local Emergency Planning				
8000-Supplies & Materials	-	100	-	100
GEM01320-Local Emergency Planning				
8000-Supplies & Materials	-	-	-	100
GEM01416-UASI HAZMAT				
7001-Personal Services	-	500	-	-
8000-Supplies & Materials	-	1,000	-	-
GEM01417-UASI HAZMAT				
7001-Personal Services	-	1,000	1,000	500
8000-Supplies & Materials	-	37,500	37,500	1,000
GEM01418-UASI-HAZMAT				
7001-Personal Services	-	100	-	1,700
8000-Supplies & Materials	-	1,300	-	34,000
GEM01419-UASI-HAZMAT				

Grants Listing				
Department				
Bureau				
Grant	FY2018	FY2019	FY2019	FY2020
Object	Actual	Original	Estimate	Budget
	7001-Personal Services	-	-	100
	8000-Supplies & Materials	-	-	1,100
	GEM01516-State Homeland Security			
	7001-Personal Services	-	400	-
	7200-Contractual Services	-	700	-
	8000-Supplies & Materials	-	15,000	-
	8400-Business & Travel	-	400	-
	GEM01517-State Homeland Security			
	7001-Personal Services	-	62,000	100
	7200-Contractual Services	-	20,500	200
	8000-Supplies & Materials	-	62,000	100
	8400-Business & Travel	-	6,500	100
	GEM01518-State Homeland Security			
	7001-Personal Services	-	8,000	62,000
	7200-Contractual Services	-	10,000	20,500
	8000-Supplies & Materials	-	12,500	62,000
	8400-Business & Travel	-	4,000	6,500
	GEM01519-State Homeland Security			
	7001-Personal Services	-	-	8,000
	7200-Contractual Services	-	-	10,000
	8000-Supplies & Materials	-	-	12,500
	8400-Business & Travel	-	-	4,000
	GEM01616-UASI - MCCU Veh Maint			
	7200-Contractual Services	-	1,000	-
	8000-Supplies & Materials	-	3,000	-
	GEM01617-UASI - MCCU Veh Maint			
	7200-Contractual Services	-	8,200	200
	8000-Supplies & Materials	-	8,000	100
	GEM01618-UASI-MCCU Veh Maint			
	7200-Contractual Services	-	600	8,500
	8000-Supplies & Materials	-	200	8,000
	GEM01619-UASI-MCCU Veh Maint			
	7200-Contractual Services	-	-	600
	8000-Supplies & Materials	-	-	200
	GEM01717-HMEP			
	8400-Business & Travel	-	-	14,000
	GEM01718-HMEP			
	8000-Supplies & Materials	-	300	-
	8400-Business & Travel	-	4,200	-
	GEM01719-HMEP			
	8000-Supplies & Materials	-	-	500
	8400-Business & Travel	-	-	10,000
	GEM01720-HMEP			
	8000-Supplies & Materials	-	-	100
	8400-Business & Travel	-	-	500
	GEM02116-UASI-Tactical Equipment			
	8000-Supplies & Materials	-	5,000	-
	8400-Business & Travel	-	500	-
	GEM02117-UASI-LETPA			
	8000-Supplies & Materials	-	27,000	500
	8400-Business & Travel	-	15,000	400
	GEM02118-UASI-LETPA			
	8000-Supplies & Materials	-	6,500	29,000
	8400-Business & Travel	-	6,000	15,000
	GEM02119-UASI-LETPA			
	8000-Supplies & Materials	-	-	6,500
	8400-Business & Travel	-	-	6,000
	GEM02316-UASI-CCTV			
	7200-Contractual Services	-	5,000	-

Grants Listing				
Department				
Bureau				
Grant	FY2018	FY2019	FY2019	FY2020
Object	Actual	Original	Estimate	Budget
8500-Capital Outlay	-	800	-	-
GEM02317-UASI-CCTV				
7200-Contractual Services	-	33,000	33,000	500
8500-Capital Outlay	-	1,000	1,000	100
GEM02318-UASI-CCTV				
7200-Contractual Services	-	1,000	-	33,000
8500-Capital Outlay	-	3,800	-	2,000
GEM02319-UASI-CCTV				
7200-Contractual Services	-	-	-	1,000
8500-Capital Outlay	-	-	-	3,000
GEM02516-UASI-Ambulance Buses				
8000-Supplies & Materials	-	200	-	-
GEM02517-UASI - Ambo Bus				
8000-Supplies & Materials	-	25,000	25,000	500
GEM02518-UASI-Ambo Bus				
8000-Supplies & Materials	-	2,000	-	20,000
GEM02519-UASI-Ambulance Buses				
8000-Supplies & Materials	-	-	-	2,000
GEM02717-Hazazrd Mitigation				
7200-Contractual Services	-	40,000	40,000	4,100
GEM03717-UASI - Intelligence Equipment				
8000-Supplies & Materials	-	30,000	30,000	500
GEM03718-UASI-Intelligence Equipment				
8000-Supplies & Materials	-	5,000	-	10,000
GEM03719-UASI-Intelligence Equipment				
8000-Supplies & Materials	-	-	-	3,000
GEM03816-K-9 Bomb Squad				
8000-Supplies & Materials	-	4,000	-	-
8400-Business & Travel	-	1,500	-	-
GEM03817-K-9 Bomb Squad				
8000-Supplies & Materials	-	10,000	10,000	3,000
8400-Business & Travel	-	6,400	6,400	1,300
GEM03818-K-9 Bomb Squad				
8000-Supplies & Materials	-	500	-	10,000
8400-Business & Travel	-	500	-	6,400
GEM03819-K-9 Bomb Squad				
8000-Supplies & Materials	-	-	-	500
8400-Business & Travel	-	-	-	500
GEM04017-UASI-LE Training				
8400-Business & Travel	-	15,000	15,000	400
GEM04018-UASI - LE Training				
8400-Business & Travel	-	5,200	-	15,000
GEM04019-UASI - LE Training				
8400-Business & Travel	-	-	-	5,200
GEM04117-UASI-Tech				
8000-Supplies & Materials	-	100	-	-
GEM04118-UASI-Tech				
8000-Supplies & Materials	-	100	-	-
GEM04119-UASI - Tech				
8000-Supplies & Materials	-	-	-	100
GEM04217-UASI - Sheltering				
8000-Supplies & Materials	-	100	-	-
GEM04218-UASI-Sheltering				
8000-Supplies & Materials	-	100	-	-
GEM04219-UASI - Sheltering				
8000-Supplies & Materials	-	-	-	100
GEM05415-HMGP-2254 Lake Drive				
7200-Contractual Services	-	78,000	41,100	45,400
Office of Emergency Management Total	-	966,800	748,900	869,100

Grants Listing						
Department	Bureau	Grant Object	FY2018 Actual	FY2019 Original	FY2019 Estimate	FY2020 Budget
Fire Department						
260-Planning & Logistics						
		GFR02617-Assistance to Firefighters 8500-Capital Outlay	17,474	-	-	-
		GFR02618-Assistance to Firefighters 8000-Supplies & Materials	7,605	-	-	-
		GFR02619-Assistance to Firefighters 8000-Supplies & Materials	-	240,600	240,600	444,600
		GFR02620-Assistance to Firefighters 8000-Supplies & Materials	-	-	-	445,600
		GFR05220-SAFER Grant 7001-Personal Services	-	-	-	2,831,500
		GFR05619-MIEMSS Fire Support 8000-Supplies & Materials	-	1,000	6,200	1,000
		GFR05620-MIEMSS Fire Support 8000-Supplies & Materials	-	-	-	2,000
		GFR05720-HERO Grant 7200-Contractual Services	-	-	-	1,000
265-Operations						
		GFR00618-MIEMSS Emergency Support 8000-Supplies & Materials	31,659	-	-	-
		GFR00619-MIEMSS Emergency Support 8000-Supplies & Materials	-	1,000	-	1,000
		GFR00620-MIEMSS Emergency Support 8000-Supplies & Materials	-	-	-	1,000
		GFR00818-MIEMSS Education 7001-Personal Services	18,898	-	-	-
		GFR00819-MIEMSS Education 8000-Supplies & Materials	-	1,000	19,000	1,000
		GFR00820-MIEMSS Education 8000-Supplies & Materials	-	-	-	1,000
		GFR05518-MIEMSS Equipment 8000-Supplies & Materials	29,383	-	-	-
		GFR05519-MIEMSS Equipment 8000-Supplies & Materials	-	1,000	21,000	1,000
		GFR05520-MIEMSS Equipment 8000-Supplies & Materials	-	-	-	1,000
		GFR06018-CFAAC Support Grant 8000-Supplies & Materials	-	-	500	-
		GFR06019-CFAAC Support Grant 8000-Supplies & Materials	-	1,000	200	1,000
		GFR06119-CFAAC 8000-Supplies & Materials	-	1,000	3,500	1,000
275-EMS/Special Operations Bur						
		GFR00617-State Homeland Security 8000-Supplies & Materials	526	-	-	-
Fire Department Total			105,544	246,600	291,000	3,733,700
Health Department						
535-Administration & Operations						
		GHL00118-CFAAC Support Grant 8000-Supplies & Materials	-	1,000	-	-
		GHL00119-CFAAC Support Grant 8000-Supplies & Materials	-	1,000	-	-
		GHL00120-CFAAC Support Grant 7200-Contractual Services	-	-	-	1,000
		GHL00218-CFAAC Support Grant 8000-Supplies & Materials	-	1,000	-	-
		GHL00219-CFAAC Support Grant 8000-Supplies & Materials	-	1,000	-	-

Grants Listing				
Department				
Bureau				
Grant	FY2018	FY2019	FY2019	FY2020
Object	Actual	Original	Estimate	Budget
GHL00220-CFAAC Support Grant				
7200-Contractual Services	-	-	-	1,000
GHL40117-Administration				
7200-Contractual Services	29,686	-	-	-
8500-Capital Outlay	258,838	-	-	-
GHL40118-Administration				
7001-Personal Services	756	-	-	-
7200-Contractual Services	30,310	-	-	-
8000-Supplies & Materials	1,549	-	-	-
8400-Business & Travel	12,029	-	-	-
8500-Capital Outlay	296,738	-	-	-
GHL40119-Administration				
7001-Personal Services	-	224,100	331,600	-
7200-Contractual Services	-	78,600	37,900	-
8400-Business & Travel	-	31,300	7,200	-
8500-Capital Outlay	-	11,300	-	-
GHL40120-Administration				
7001-Personal Services	-	-	-	331,600
7200-Contractual Services	-	-	-	37,900
8400-Business & Travel	-	-	-	7,200
GHL48819-CPHF Health Information				
7001-Personal Services	-	130,500	156,400	-
7200-Contractual Services	-	27,600	27,600	-
8000-Supplies & Materials	-	2,000	2,000	-
8400-Business & Travel	-	500	-	-
GHL48820-CPHF-Health Information				
7001-Personal Services	-	-	-	156,400
7200-Contractual Services	-	-	-	27,600
8000-Supplies & Materials	-	-	-	2,000
GHL49218-CPHF-Planning & Surveillance				
7001-Personal Services	10,970	-	-	-
7200-Contractual Services	99,187	-	-	-
8000-Supplies & Materials	26,997	-	-	-
8400-Business & Travel	3,168	-	-	-
GHL49219-CPHF-Planning & Surveillance				
7001-Personal Services	-	37,700	25,400	-
7200-Contractual Services	-	97,400	108,400	-
8400-Business & Travel	-	2,000	700	-
GHL49220-CPHF-Planning & Surveillance				
7001-Personal Services	-	-	-	25,400
7200-Contractual Services	-	-	-	108,400
8400-Business & Travel	-	-	-	700
540-Disease Prevention & Mgmt				
GHL10119-MCHRC-Obesity Grant				
7200-Contractual Services	-	1,000	32,400	-
8000-Supplies & Materials	-	-	16,600	-
8400-Business & Travel	-	-	8,400	-
8500-Capital Outlay	-	-	10,000	-
8700-Grants, Contributions & Other	-	-	2,600	-
GHL10120-MCHRC-Obesity Grant				
7200-Contractual Services	-	-	-	66,400
8000-Supplies & Materials	-	-	-	28,100
8400-Business & Travel	-	-	-	10,300
8500-Capital Outlay	-	-	-	10,000
8700-Grants, Contributions & Other	-	-	-	5,200
GHL33519-PHO Emergency Preparedness				
7001-Personal Services	-	269,600	306,400	-
7200-Contractual Services	-	67,800	1,700	-
8000-Supplies & Materials	-	36,700	25,800	-

Grants Listing					
Department					
Bureau					
Grant	FY2018	FY2019	FY2019	FY2020	
Object	Actual	Original	Estimate	Budget	
	8400-Business & Travel	-	25,400	17,400	-
	8700-Grants, Contributions & Other	-	25,500	22,000	-
	GHL33520-PHO Emergency Preparedness				
	7001-Personal Services	-	-	-	308,500
	8000-Supplies & Materials	-	-	-	26,500
	8400-Business & Travel	-	-	-	17,200
	8700-Grants, Contributions & Other	-	-	-	21,200
	GHL34419-PHP Cities Readiness				
	7001-Personal Services	-	78,500	82,800	-
	7200-Contractual Services	-	2,000	1,700	-
	8000-Supplies & Materials	-	7,600	1,600	-
	8400-Business & Travel	-	2,500	6,500	-
	8700-Grants, Contributions & Other	-	3,400	5,400	-
	GHL34420-PHP Cities REadiness				
	7001-Personal Services	-	-	-	86,300
	8400-Business & Travel	-	-	-	1,700
	8700-Grants, Contributions & Other	-	-	-	4,700
	GHL41520-CPHF-Personal Health				
	7001-Personal Services	-	-	-	156,000
	7200-Contractual Services	-	-	-	129,700
	8000-Supplies & Materials	-	-	-	32,800
	8400-Business & Travel	-	-	-	3,400
	8500-Capital Outlay	-	-	-	600
	GHL41620-CPHF-Children's Mental Health				
	7200-Contractual Services	-	-	-	2,000
	GHL42217-CPHF-Adult Immunization				
	7001-Personal Services	282	-	-	-
	8000-Supplies & Materials	81,725	-	-	-
	GHL42218-CPHF-Adult Immunization				
	7001-Personal Services	606,980	-	-	-
	7200-Contractual Services	2,296	-	-	-
	8000-Supplies & Materials	157,563	-	-	-
	8400-Business & Travel	2,163	-	-	-
	GHL42219-CPHF-Adult Immunization				
	7001-Personal Services	-	619,900	613,800	-
	7200-Contractual Services	-	6,100	6,000	-
	8000-Supplies & Materials	-	141,700	146,500	-
	8400-Business & Travel	-	600	2,000	-
	GHL42220-CPHF-Adult Immunization				
	7001-Personal Services	-	-	-	613,900
	7200-Contractual Services	-	-	-	6,000
	8000-Supplies & Materials	-	-	-	146,500
	8400-Business & Travel	-	-	-	2,000
	GHL42318-CPHF-Infectious Disease				
	7001-Personal Services	363,935	-	-	-
	7200-Contractual Services	24,430	-	-	-
	8000-Supplies & Materials	12,453	-	-	-
	8400-Business & Travel	10,089	-	-	-
	8500-Capital Outlay	6,671	-	-	-
	GHL42319-CPHF-Infectious Disease				
	7001-Personal Services	-	377,900	398,400	-
	7200-Contractual Services	-	17,000	14,000	-
	8000-Supplies & Materials	-	20,300	18,300	-
	8400-Business & Travel	-	1,100	3,100	-
	GHL42320-CPHF-Infectious Disease				
	7001-Personal Services	-	-	-	398,100
	7200-Contractual Services	-	-	-	14,000
	8000-Supplies & Materials	-	-	-	18,400
	8400-Business & Travel	-	-	-	3,200

Grants Listing				
Department				
Bureau				
Grant	FY2018	FY2019	FY2019	FY2020
Object	Actual	Original	Estimate	Budget
GHL42418-STD				
7001-Personal Services	41,549	-	-	-
7200-Contractual Services	29,156	-	-	-
8000-Supplies & Materials	15,156	-	-	-
8400-Business & Travel	4,381	-	-	-
8500-Capital Outlay	2,956	-	-	-
GHL42419-STD				
7001-Personal Services	-	27,100	31,200	-
7200-Contractual Services	-	36,000	37,000	-
8000-Supplies & Materials	-	25,000	17,500	-
8400-Business & Travel	-	3,600	6,000	-
GHL42420-STD				
7001-Personal Services	-	-	-	31,100
7200-Contractual Services	-	-	-	37,000
8000-Supplies & Materials	-	-	-	17,500
8400-Business & Travel	-	-	-	6,100
GHL48616-AIDS				
7001-Personal Services	(1,206)	-	-	-
GHL48618-AIDS				
7001-Personal Services	107,716	-	-	-
7200-Contractual Services	10,358	-	-	-
8000-Supplies & Materials	31,902	-	-	-
8400-Business & Travel	636	-	-	-
GHL48619-AIDS				
7001-Personal Services	-	114,400	114,500	-
7200-Contractual Services	-	600	500	-
8000-Supplies & Materials	-	37,700	37,700	-
8400-Business & Travel	-	3,000	3,000	-
GHL48620-AIDS				
7001-Personal Services	-	-	-	114,500
7200-Contractual Services	-	-	-	500
8000-Supplies & Materials	-	-	-	37,700
8400-Business & Travel	-	-	-	3,000
GHL48718-CPHF-Breast & Cervical Cancer				
7001-Personal Services	51,797	-	-	-
7200-Contractual Services	4,743	-	-	-
8000-Supplies & Materials	24,107	-	-	-
8400-Business & Travel	61	-	-	-
GHL48719-CPHF-Breast & Cervical				
7001-Personal Services	-	68,100	119,100	-
7200-Contractual Services	-	10,000	900	-
8000-Supplies & Materials	-	2,400	1,000	-
8400-Business & Travel	-	100	100	-
GHL48720-CPHF-Breast & Cervical				
7001-Personal Services	-	-	-	119,000
7200-Contractual Services	-	-	-	900
8000-Supplies & Materials	-	-	-	1,000
8400-Business & Travel	-	-	-	100
GHL48817-CPHF-Health Information				
7200-Contractual Services	5,600	-	-	-
GHL48818-CPHF-Health Information				
7001-Personal Services	131,978	-	-	-
7200-Contractual Services	12,567	-	-	-
8000-Supplies & Materials	78	-	-	-
8400-Business & Travel	5	-	-	-
8500-Capital Outlay	105	-	-	-
GHL57718-EBOLA				
7200-Contractual Services	632	1,000	-	-
GHL57719-EBOLA				

Grants Listing				
Department				
Bureau				
Grant	FY2018	FY2019	FY2019	FY2020
Object	Actual	Original	Estimate	Budget
7200-Contractual Services	-	1,000	-	-
GHL57720-PHEP				
7200-Contractual Services	-	-	-	1,000
GHL57818-Zika Virus Disease Preparednes				
7200-Contractual Services	-	1,000	-	-
8000-Supplies & Materials	1,282	-	-	-
8400-Business & Travel	27	-	-	-
GHL57819-Zika Virus Disease Preparednes				
7200-Contractual Services	-	1,000	-	-
GHL57820-Zika Virus Disease Preparednes				
7200-Contractual Services	-	-	-	1,000
GHL60218-Personal Responsibility Ed Pr				
7001-Personal Services	29,112	-	-	-
7200-Contractual Services	33,000	-	-	-
8000-Supplies & Materials	3,941	-	-	-
8400-Business & Travel	489	-	-	-
GHL60219-Personal Responsibility Ed Pr				
7001-Personal Services	-	29,100	25,500	-
7200-Contractual Services	-	36,100	41,500	-
8000-Supplies & Materials	-	100	4,300	-
8400-Business & Travel	-	700	2,900	-
8700-Grants, Contributions & Other	-	-	800	-
GHL60220-Personal Responsibility Ed Pr				
7001-Personal Services	-	-	-	29,900
7200-Contractual Services	-	-	-	40,800
8000-Supplies & Materials	-	-	-	2,500
8400-Business & Travel	-	-	-	1,800
GHL61319-Improving Hep C&B Cascades				
7001-Personal Services	-	14,900	25,600	23,700
8000-Supplies & Materials	-	-	6,000	1,500
8400-Business & Travel	-	100	2,900	2,900
8700-Grants, Contributions & Other	-	-	3,000	3,000
GHL61320-Improving Hep C&B Cascades				
7001-Personal Services	-	-	-	11,600
8400-Business & Travel	-	-	-	100
GHL63217-ABC Ryan White I Grant				
7001-Personal Services	85,385	-	-	-
7200-Contractual Services	36,649	-	-	-
8000-Supplies & Materials	348	-	-	-
GHL63218-ABC Ryan White I Grant				
7001-Personal Services	3,489	76,600	39,900	-
7200-Contractual Services	15,447	97,200	47,100	-
8000-Supplies & Materials	23	700	300	-
GHL63219-ABC Ryan White I				
7001-Personal Services	-	39,900	76,600	71,900
7200-Contractual Services	-	47,100	97,200	29,900
8000-Supplies & Materials	-	300	700	300
8400-Business & Travel	-	-	-	200
GHL63220-ABC Ryan White I				
7001-Personal Services	-	-	-	36,000
7200-Contractual Services	-	-	-	14,900
8000-Supplies & Materials	-	-	-	200
8400-Business & Travel	-	-	-	100
GHL66718-B&C Cancer Case Mgt Grant				
7001-Personal Services	119,370	-	-	-
7200-Contractual Services	47,632	-	-	-
8000-Supplies & Materials	2,095	-	-	-
8400-Business & Travel	903	-	-	-
GHL66719-B&C Cancer Case Mngt Grant				

Grants Listing				
Department				
Bureau				
Grant	FY2018	FY2019	FY2019	FY2020
Object	Actual	Original	Estimate	Budget
7001-Personal Services	-	91,600	76,300	-
7200-Contractual Services	-	72,900	72,800	-
8000-Supplies & Materials	-	5,500	3,000	-
8400-Business & Travel	-	-	1,000	-
GHL66720-B&C Cancer Case Mngt Grant				
7001-Personal Services	-	-	-	77,600
7200-Contractual Services	-	-	-	71,400
8000-Supplies & Materials	-	-	-	3,000
8400-Business & Travel	-	-	-	1,000
GHL67317-Tobacco Sales Compliance Proj				
7200-Contractual Services	6,152	-	-	-
GHL67318-Tobacco Sales Compliance Proj				
7200-Contractual Services	41,716	-	-	-
8000-Supplies & Materials	6,707	-	-	-
GHL67319-Tobacco Sales Compliance Proje				
7001-Personal Services	-	25,400	-	-
7200-Contractual Services	-	65,000	66,800	-
8000-Supplies & Materials	-	9,600	8,300	-
GHL67320-Tobacco Sales Compliance Proje				
7200-Contractual Services	-	-	-	66,700
8000-Supplies & Materials	-	-	-	8,300
GHL67618-B&C Cancer Diagnosis Grant				
7001-Personal Services	79,461	-	-	-
7200-Contractual Services	70,539	150,000	-	-
GHL67619-B&C Cancer Diagnosis Grant				
7001-Personal Services	-	102,600	36,900	-
7200-Contractual Services	-	47,400	90,700	-
GHL67620-B&C Cancer Diagnosis Grant				
7001-Personal Services	-	-	-	36,700
7200-Contractual Services	-	-	-	90,800
GHL74019-TB Control Grant				
7200-Contractual Services	-	-	300	-
8000-Supplies & Materials	-	-	4,200	-
8400-Business & Travel	-	-	1,700	-
8700-Grants, Contributions & Other	-	-	300	-
GHL74020-TB Control Grant				
7200-Contractual Services	-	-	-	300
8000-Supplies & Materials	-	-	-	4,200
8400-Business & Travel	-	-	-	1,700
8700-Grants, Contributions & Other	-	-	-	300
GHL74118-STD Grant				
7001-Personal Services	163,761	-	-	-
7200-Contractual Services	95	-	-	-
8000-Supplies & Materials	2,465	-	-	-
8400-Business & Travel	710	-	-	-
8700-Grants, Contributions & Other	13,493	-	-	-
GHL74119-STD Grant				
7001-Personal Services	-	181,500	214,900	-
7200-Contractual Services	-	100	-	-
8000-Supplies & Materials	-	10,700	22,500	-
8400-Business & Travel	-	2,000	7,500	-
8700-Grants, Contributions & Other	-	-	17,100	-
GHL74120-STD Grant				
7001-Personal Services	-	-	-	215,500
8000-Supplies & Materials	-	-	-	21,900
8400-Business & Travel	-	-	-	7,500
8700-Grants, Contributions & Other	-	-	-	17,200
GHL74818-Immunization Grant				
7001-Personal Services	103,370	-	-	-

Grants Listing				
Department				
Bureau				
Grant	FY2018	FY2019	FY2019	FY2020
Object	Actual	Original	Estimate	Budget
8000-Supplies & Materials	7,778	-	-	-
8400-Business & Travel	22	-	-	-
GHL74819-Immunization Grant				
7001-Personal Services	-	105,200	106,800	-
7200-Contractual Services	-	100	-	-
8000-Supplies & Materials	-	17,600	4,100	-
8400-Business & Travel	-	3,300	300	-
8700-Grants, Contributions & Other	-	-	100	-
GHL74820-Immunization Grant				
7001-Personal Services	-	-	-	106,800
8000-Supplies & Materials	-	-	-	4,200
8400-Business & Travel	-	-	-	300
8700-Grants, Contributions & Other	-	-	-	200
GHL76018-AIDS Case management				
7001-Personal Services	364,838	-	-	-
7200-Contractual Services	32,030	-	-	-
8000-Supplies & Materials	131	-	-	-
8400-Business & Travel	1,025	-	-	-
8700-Grants, Contributions & Other	20,244	-	-	-
GHL76019-AIDS Case Management				
7001-Personal Services	-	386,100	-	-
7200-Contractual Services	-	31,000	10,300	-
8400-Business & Travel	-	800	-	-
8700-Grants, Contributions & Other	-	21,200	-	-
GHL76020-AIDS Case Management				
7200-Contractual Services	-	-	-	10,300
GHL76318-RW II Health Support Services				
7200-Contractual Services	66,623	-	-	-
8700-Grants, Contributions & Other	6,931	-	-	-
GHL76319-RWII Health Support Services				
7001-Personal Services	-	-	385,000	-
7200-Contractual Services	-	70,300	103,900	-
8400-Business & Travel	-	-	800	-
8700-Grants, Contributions & Other	-	-	23,300	-
GHL76320-RWII Health Support Services				
7001-Personal Services	-	-	-	391,300
7200-Contractual Services	-	-	-	97,600
8400-Business & Travel	-	-	-	800
8700-Grants, Contributions & Other	-	-	-	23,300
GHL76518-Counseling, Testing & Referral				
7001-Personal Services	71,321	-	-	-
8000-Supplies & Materials	1,100	-	-	-
8400-Business & Travel	807	-	-	-
8700-Grants, Contributions & Other	7,140	-	-	-
GHL76519-Counseling, Testing & Referral				
7001-Personal Services	-	87,900	119,600	-
7200-Contractual Services	-	500	12,200	-
8000-Supplies & Materials	-	-	19,500	-
8400-Business & Travel	-	1,900	1,500	-
8700-Grants, Contributions & Other	-	-	15,800	-
GHL76520-Counseling, Testing & Referral				
7001-Personal Services	-	-	-	94,600
8000-Supplies & Materials	-	-	-	15,000
8700-Grants, Contributions & Other	-	-	-	6,100
GHL90117-CRF Cancer: Non-Clinical				
7200-Contractual Services	3,855	-	-	-
8000-Supplies & Materials	4,367	-	-	-
GHL90118-CRF Cancer: Non-Clinical				
7001-Personal Services	164,305	-	-	-

Grants Listing				
Department				
Bureau				
Grant	FY2018	FY2019	FY2019	FY2020
Object	Actual	Original	Estimate	Budget
	7200-Contractual Services	63,605	-	-
	8000-Supplies & Materials	13,235	-	-
	8400-Business & Travel	665	-	-
	GHL90119-CRF Cancer: Non Clinical			
	7001-Personal Services	-	191,700	136,500
	7200-Contractual Services	-	74,500	73,100
	8000-Supplies & Materials	-	11,200	17,300
	8400-Business & Travel	-	1,500	1,500
	GHL90120-CRF Cancer: Non Clinical			
	7001-Personal Services	-	-	147,100
	7200-Contractual Services	-	-	64,900
	8000-Supplies & Materials	-	-	14,500
	8400-Business & Travel	-	-	1,500
	8500-Capital Outlay	-	-	500
	GHL90218-CRF Cancer: Clinical			
	7001-Personal Services	270,371	-	-
	7200-Contractual Services	81,658	-	-
	8000-Supplies & Materials	(1,658)	-	-
	8400-Business & Travel	1,913	-	-
	GHL90219-CRF Cancer: Clinical			
	7001-Personal Services	-	298,100	341,500
	7200-Contractual Services	-	59,500	65,800
	8400-Business & Travel	-	3,300	2,000
	GHL90220-CRF Cancer: Clinical			
	7001-Personal Services	-	-	353,000
	7200-Contractual Services	-	-	54,300
	8400-Business & Travel	-	-	2,000
	GHL90318-CRF Cancer: Administrative			
	7001-Personal Services	32,371	-	-
	GHL90319-CRF Cancer: Administration			
	7001-Personal Services	-	32,300	32,500
	7200-Contractual Services	-	100	-
	8700-Grants, Contributions & Other	-	-	11,900
	GHL90320-CRF Cancer: Administration			
	7001-Personal Services	-	-	33,700
	8700-Grants, Contributions & Other	-	-	10,700
	GHL91220-Prep Grant			
	7200-Contractual Services	-	-	1,000
	GHL92017-CRF Tobacco: Community Based			
	7200-Contractual Services	22,723	-	-
	GHL92018-CRF Tobacco: Community Based			
	7001-Personal Services	75,376	-	-
	7200-Contractual Services	150,733	-	-
	8000-Supplies & Materials	17,845	-	-
	8400-Business & Travel	1,987	-	-
	GHL92019-CRF Tobacco: Community Based			
	7001-Personal Services	-	66,700	70,800
	7200-Contractual Services	-	169,400	152,100
	8000-Supplies & Materials	-	20,200	22,300
	8400-Business & Travel	-	1,900	800
	GHL92020-CRF Tobacco Community Based			
	7001-Personal Services	-	-	70,800
	7200-Contractual Services	-	-	152,100
	8000-Supplies & Materials	-	-	22,300
	8400-Business & Travel	-	-	800
	GHL93019-CRF Tobacco: School Based			
	7200-Contractual Services	-	1,000	-
	GHL94019-CRF Tobacco: Enforcement			
	7200-Contractual Services	-	1,000	-

Grants Listing				
Department				
Bureau				
Grant	FY2018	FY2019	FY2019	FY2020
Object	Actual	Original	Estimate	Budget
GHL95019-CRF Tobacco: Cessation				
7200-Contractual Services	-	1,000	-	-
545-Environmental Health Services				
GHL33517-PHP Emergency Preparedness				
7200-Contractual Services	29,500	-	-	-
8500-Capital Outlay	8,568	-	-	-
GHL33518-PHP Emergency Preparedness				
7001-Personal Services	241,450	-	-	-
7200-Contractual Services	54,465	1,000	-	-
8000-Supplies & Materials	68,051	-	-	-
8400-Business & Travel	18,202	-	-	-
8500-Capital Outlay	9,759	-	-	-
8700-Grants, Contributions & Other	22,648	-	-	-
GHL34418-PHP Cities Preparedness				
7001-Personal Services	78,340	-	-	-
7200-Contractual Services	-	1,000	-	-
8000-Supplies & Materials	4,971	-	-	-
8400-Business & Travel	1,020	-	-	-
GHL46617-CPHF-Food Control				
7200-Contractual Services	12,400	-	-	-
GHL46618-CPHF-Food Control				
7001-Personal Services	209,512	-	-	-
7200-Contractual Services	59,100	-	-	-
8000-Supplies & Materials	627	-	-	-
8400-Business & Travel	50	-	-	-
GHL46619-CPHF-Food Control				
7001-Personal Services	-	197,400	218,000	-
7200-Contractual Services	-	73,800	53,200	-
GHL46620-CPHF-Food Control				
7001-Personal Services	-	-	-	174,300
7200-Contractual Services	-	-	-	96,900
GHL55719-PHP Emergency Preparedness				
7200-Contractual Services	-	1,000	-	-
GHL55818-PHP City Readiness				
7200-Contractual Services	-	1,000	-	-
GHL55819-PHP City Readiness				
7200-Contractual Services	-	1,000	-	-
550-School Health & Support				
GHL41717-CPHF-School Health				
8500-Capital Outlay	76,233	-	-	-
GHL41718-CPHF-School Health				
7001-Personal Services	327,285	-	-	-
7200-Contractual Services	17,251	-	-	-
8000-Supplies & Materials	12,000	-	-	-
8400-Business & Travel	24,639	-	-	-
GHL41719-CPHF-School Helath				
7001-Personal Services	-	349,500	320,300	-
7200-Contractual Services	-	11,300	11,300	-
8000-Supplies & Materials	-	12,000	12,000	-
8400-Business & Travel	-	8,400	8,400	-
8700-Grants, Contributions & Other	-	-	29,200	-
GHL41720-CPHF-School Health				
7001-Personal Services	-	-	-	307,600
7200-Contractual Services	-	-	-	20,200
8000-Supplies & Materials	-	-	-	12,000
8400-Business & Travel	-	-	-	12,200
8700-Grants, Contributions & Other	-	-	-	29,200
551-Behavioral Health Services				
GHL15119-UMD Safe Stations				

Grants Listing				
Department				
Bureau				
Grant	FY2018	FY2019	FY2019	FY2020
Object	Actual	Original	Estimate	Budget
7200-Contractual Services	-	1,000	-	1,000
GHL15120-UMD Safe Stations				
7200-Contractual Services	-	-	-	1,000
GHL22120-SPF-Partnership for Success				
7200-Contractual Services	-	-	-	1,000
GHL40520-Children's Mental Health				
7001-Personal Services	-	-	-	289,800
7200-Contractual Services	-	-	-	59,900
8000-Supplies & Materials	-	-	-	2,800
8400-Business & Travel	-	-	-	500
8700-Grants, Contributions & Other	-	-	-	75,000
GHL41617-CPHF-Childrens Mental Health				
7200-Contractual Services	9,898	-	-	-
8500-Capital Outlay	8,500	-	-	-
GHL41618-CPHF-Children's Mental health				
7001-Personal Services	250,879	-	-	-
7200-Contractual Services	43,367	-	-	-
8000-Supplies & Materials	10,801	-	-	-
8400-Business & Travel	49	-	-	-
8500-Capital Outlay	17,106	-	-	-
GHL41619-CPHF-Children's Mental Health				
7001-Personal Services	-	274,400	288,600	-
7200-Contractual Services	-	46,000	33,400	-
8000-Supplies & Materials	-	2,800	2,800	-
8400-Business & Travel	-	500	500	-
8700-Grants, Contributions & Other	-	-	75,000	-
GHL43018-CPHF-Personal Care				
7001-Personal Services	37,686	-	-	-
8000-Supplies & Materials	53,989	-	-	-
8400-Business & Travel	538	-	-	-
GHL51118-Opioid Operations Command Ctr				
7001-Personal Services	10,540	-	-	-
7200-Contractual Services	84,859	1,000	-	-
8500-Capital Outlay	1,288	-	-	-
8700-Grants, Contributions & Other	200,000	-	-	-
GHL51119-Opioid Operations Command Ctr				
7001-Personal Services	-	228,100	131,500	-
7200-Contractual Services	-	178,000	83,000	1,000
8000-Supplies & Materials	-	41,900	26,000	-
8400-Business & Travel	-	-	10,000	-
8500-Capital Outlay	-	-	12,000	-
8700-Grants, Contributions & Other	-	200,000	319,500	-
GHL51120-Opioid Operating Command Ctr				
7001-Personal Services	-	-	-	174,300
7200-Contractual Services	-	-	-	137,200
8000-Supplies & Materials	-	-	-	27,600
8400-Business & Travel	-	-	-	24,900
8500-Capital Outlay	-	-	-	12,000
8700-Grants, Contributions & Other	-	-	-	323,600
GHL52618-Ambulatory Services				
7200-Contractual Services	-	1,000	-	-
GHL52619-Ambulatory Services				
7200-Contractual Services	-	1,000	-	1,000
GHL52620-Ambulatory Services				
7200-Contractual Services	-	-	-	1,000
GHL53518-Maryland Opioid Rapid Response				
7001-Personal Services	142,637	-	-	-
7200-Contractual Services	506,338	1,000	-	-
8000-Supplies & Materials	12,614	-	-	-

Grants Listing				
Department				
Bureau				
Grant	FY2018	FY2019	FY2019	FY2020
Object	Actual	Original	Estimate	Budget
	8400-Business & Travel	3,519	-	-
	8500-Capital Outlay	10,066	-	-
	8700-Grants, Contributions & Other	269,190	-	-
	GHL53519-Maryland Opioid Rapid Response			
	7001-Personal Services	-	408,100	318,200
	7200-Contractual Services	-	576,800	1,037,300
	8000-Supplies & Materials	-	39,700	139,000
	8400-Business & Travel	-	22,500	17,000
	8700-Grants, Contributions & Other	-	290,400	204,600
	GHL53520-Maryland Opioid Rapid Response			
	7001-Personal Services	-	-	421,400
	7200-Contractual Services	-	-	889,100
	8000-Supplies & Materials	-	-	179,400
	8400-Business & Travel	-	-	25,000
	8700-Grants, Contributions & Other	-	-	204,600
	GHL53620-State Opioid Rapid Response			
	7200-Contractual Services	-	-	1,000
	GHL61618-High Intensity Drug Traffickin			
	7200-Contractual Services	129,211	1,000	-
	GHL61619-High Intensity Drug Traffickin			
	7200-Contractual Services	-	1,000	120,300
	GHL61620-High Intensity Drug Traffickin			
	7200-Contractual Services	-	-	120,300
	GHL61718-Safe Streets (for Police)			
	7001-Personal Services	263	-	-
	7200-Contractual Services	61	1,000	-
	GHL61719-Safe Streets (for Police)			
	7200-Contractual Services	-	1,000	1,000
	GHL61720-Safe Streets (for Police)			
	7200-Contractual Services	-	-	1,000
	GHL61817-DUI-Justice Assistance Grant			
	7001-Personal Services	2,769	-	-
	7200-Contractual Services	-	1,000	-
	GHL61818-DUI-Justice Assistance Grant			
	7001-Personal Services	104,638	-	-
	7200-Contractual Services	15,000	1,000	-
	8400-Business & Travel	4,133	-	-
	GHL61819-DUI-Justice Assistance Grant			
	7001-Personal Services	-	63,100	101,200
	7200-Contractual Services	-	118,900	1,000
	GHL61820-DUI-Justice Assistance Grant			
	7001-Personal Services	-	-	120,000
	GHL61915-Edward Byrne Memorial Justice			
	8000-Supplies & Materials	155	-	-
	GHL61916-Edward Byrne Memorial Justice			
	7001-Personal Services	3,366	-	-
	7200-Contractual Services	1,484	-	-
	GHL61917-Edward Byrne Memorial Justice			
	7200-Contractual Services	-	1,000	1,000
	GHL61918-Edward Byrne Memorial Justice			
	7200-Contractual Services	-	1,000	41,700
	GHL61919-Edward Byrne Memorial Justice			
	7001-Personal Services	-	17,200	17,400
	7200-Contractual Services	-	1,500	24,000
	8000-Supplies & Materials	-	200	-
	GHL61920-Edward Byrne Memorial Justice			
	7001-Personal Services	-	-	16,600
	7200-Contractual Services	-	-	25,100
	GHL62117-Medication Assisted Treatment			

Grants Listing				
Department				
Bureau				
Grant	FY2018	FY2019	FY2019	FY2020
Object	Actual	Original	Estimate	Budget
7200-Contractual Services	-	1,000	-	-
GHL62118-Medication Assisted Treatment				
7001-Personal Services	32,529	-	-	-
7200-Contractual Services	7	1,000	-	-
8000-Supplies & Materials	206	-	-	-
GHL62119-Medication Assisted Treatment				
7001-Personal Services	-	-	13,300	-
7200-Contractual Services	-	71,400	4,900	1,000
GHL62120-Medication Assisted Treatment				
7200-Contractual Services	-	-	-	1,000
GHL71618-Healthy Start North County				
7001-Personal Services	288	-	-	-
7200-Contractual Services	-	1,000	-	-
GHL71619-Healthy Start North County				
7001-Personal Services	-	66,400	-	-
8000-Supplies & Materials	-	1,500	-	-
8400-Business & Travel	-	2,100	-	-
GHL71819-State Opioid Rapid Response				
7200-Contractual Services	-	-	-	215,700
GHL71820-State Opioid Rapid Response				
7200-Contractual Services	-	-	-	1,512,900
GHL77618-Integ of Sxl Hlth in Recovery				
7001-Personal Services	6,284	-	-	-
7200-Contractual Services	299	-	-	-
8000-Supplies & Materials	65	-	-	-
8400-Business & Travel	463	-	-	-
8700-Grants, Contributions & Other	220	-	-	-
GHL77619-Integ of Sxl Hlth in Recovery				
7001-Personal Services	-	13,200	-	-
7200-Contractual Services	-	-	-	1,000
8000-Supplies & Materials	-	4,000	-	-
8400-Business & Travel	-	400	-	-
8700-Grants, Contributions & Other	-	500	-	-
GHL77620-Integ of Sxl Hlth in Recovery				
7200-Contractual Services	-	-	-	1,000
GHL78318-HIV Testing in Behavioral HLH				
7001-Personal Services	17,803	-	-	-
8700-Grants, Contributions & Other	525	-	-	-
GHL78319-HIV Testing in Behavioral Heal				
7001-Personal Services	-	33,900	-	-
7200-Contractual Services	-	-	-	1,000
8000-Supplies & Materials	-	300	-	-
8400-Business & Travel	-	500	-	-
8700-Grants, Contributions & Other	-	1,000	-	-
GHL78320-HIV Testing in Behavioral HLH				
7200-Contractual Services	-	-	-	1,000
GHL80218-Overdose Survivors Outreach				
7001-Personal Services	137,633	-	-	-
7200-Contractual Services	3,127	1,000	-	-
8000-Supplies & Materials	45	-	-	-
8400-Business & Travel	3,200	-	-	-
GHL80219-Overdose Survivors Outreach				
7001-Personal Services	-	144,700	-	-
7200-Contractual Services	-	1,200	-	1,000
8000-Supplies & Materials	-	5,100	-	-
8400-Business & Travel	-	5,300	-	-
8700-Grants, Contributions & Other	-	10,000	-	-
GHL80220-Overdoes Survivors Outreach				
7200-Contractual Services	-	-	-	1,000

Grants Listing				
Department				
Bureau				
Grant	FY2018	FY2019	FY2019	FY2020
Object	Actual	Original	Estimate	Budget
GHL84017-Treatment Block Grant				
7200-Contractual Services	389,504	-	-	-
GHL84018-Treatment Block Grant				
7001-Personal Services	76,874	-	-	-
7200-Contractual Services	6,745	1,000	-	-
8000-Supplies & Materials	24,774	-	-	-
8400-Business & Travel	248	-	-	-
8500-Capital Outlay	(521)	-	-	-
8700-Grants, Contributions & Other	384,350	-	-	-
GHL84019-Treatment Block Grant				
7001-Personal Services	-	210,800	265,200	-
7200-Contractual Services	-	14,200	3,500	1,000
8000-Supplies & Materials	-	82,300	32,500	-
8400-Business & Travel	-	-	8,900	-
8700-Grants, Contributions & Other	-	415,300	126,000	-
GHL84020-Treatment Block Grant				
7001-Personal Services	-	-	-	280,400
7200-Contractual Services	-	-	-	3,200
8000-Supplies & Materials	-	-	-	37,700
8400-Business & Travel	-	-	-	9,500
8700-Grants, Contributions & Other	-	-	-	127,500
GHL84118-Prevention Project Grant				
7001-Personal Services	182,357	-	-	-
7200-Contractual Services	69,776	1,000	-	-
8000-Supplies & Materials	26,880	-	-	-
8400-Business & Travel	2,560	-	-	-
8700-Grants, Contributions & Other	11,739	-	-	-
GHL84119-Prevention Project Grant				
7001-Personal Services	-	-	220,400	-
7200-Contractual Services	-	1,000	25,100	1,000
8000-Supplies & Materials	-	-	24,600	-
8400-Business & Travel	-	-	3,000	-
8700-Grants, Contributions & Other	-	-	23,100	-
GHL84120-Prevention Project Grant				
7001-Personal Services	-	-	-	227,300
7200-Contractual Services	-	-	-	21,600
8000-Supplies & Materials	-	-	-	22,900
8400-Business & Travel	-	-	-	2,800
8700-Grants, Contributions & Other	-	-	-	21,700
GHL84217-Strategic Prevention Framework				
7200-Contractual Services	(40,000)	-	-	-
8400-Business & Travel	3,600	-	-	-
8700-Grants, Contributions & Other	65,000	-	-	-
GHL84218-Strategic Prevention Framework				
7001-Personal Services	5,958	-	-	-
7200-Contractual Services	65,123	1,000	-	-
8000-Supplies & Materials	10,653	-	-	-
8400-Business & Travel	8,161	-	-	-
8700-Grants, Contributions & Other	120,930	-	-	-
GHL84219-Strategic Prevention Framework				
7001-Personal Services	-	-	25,200	-
7200-Contractual Services	-	47,200	25,000	1,000
8000-Supplies & Materials	-	5,000	-	-
8700-Grants, Contributions & Other	-	202,200	204,300	-
GHL84220-Strategic Prevention Framework				
7001-Personal Services	-	-	-	25,200
7200-Contractual Services	-	-	-	25,000
8700-Grants, Contributions & Other	-	-	-	204,300
GHL84317-Treatment Block Grant-FF				

Grants Listing				
Department				
Bureau				
Grant	FY2018	FY2019	FY2019	FY2020
Object	Actual	Original	Estimate	Budget
	9,400	-	-	-
	1,848	-	-	-
GHL84318-Treatment Block Grant-FF				
7001-Personal Services	755,022	-	-	-
7200-Contractual Services	566,011	1,000	-	-
8000-Supplies & Materials	12,399	-	-	-
8400-Business & Travel	16,508	-	-	-
8500-Capital Outlay	1,649	-	-	-
8700-Grants, Contributions & Other	24,112	-	-	-
GHL84319-Treatment Block Grant-FF				
7001-Personal Services	-	816,000	785,700	-
7200-Contractual Services	-	449,500	463,700	1,000
8000-Supplies & Materials	-	47,900	31,400	-
8400-Business & Travel	-	22,600	15,000	-
8700-Grants, Contributions & Other	-	25,500	28,500	-
GHL84320-Treatment Block Grant - FF				
7001-Personal Services	-	-	-	916,100
7200-Contractual Services	-	-	-	391,000
8000-Supplies & Materials	-	-	-	28,300
8400-Business & Travel	-	-	-	16,500
8700-Grants, Contributions & Other	-	-	-	67,700
GHL84417-Collaboration for Homeless Enh				
7200-Contractual Services	10,000	-	-	-
GHL84418-Collaboration for Homeless Enh				
7001-Personal Services	35,787	-	-	-
7200-Contractual Services	102,519	1,000	-	-
8400-Business & Travel	1,366	-	-	-
GHL84419-Collaboration for Homeless Enh				
7001-Personal Services	-	-	40,900	-
7200-Contractual Services	-	1,000	800	1,000
8400-Business & Travel	-	-	1,500	-
GHL84420-Collaboration for Homeless Enh				
7001-Personal Services	-	-	-	10,400
8400-Business & Travel	-	-	-	800
GHL85117-Access to Recovery				
7200-Contractual Services	2,116	-	-	-
GHL85118-Access to Recovery				
7200-Contractual Services	-	1,000	-	-
GHL85119-Access to Recovery				
7001-Personal Services	-	75,400	-	-
7200-Contractual Services	-	-	-	1,000
8000-Supplies & Materials	-	6,500	-	-
8400-Business & Travel	-	6,100	-	-
8700-Grants, Contributions & Other	-	8,800	-	-
GHL85120-Access to Recovery				
7200-Contractual Services	-	-	-	1,000
GHL85417-Drug Court Treatment Services				
7200-Contractual Services	-	1,000	-	-
GHL85418-Drug Court Treatment Services				
7001-Personal Services	237,107	-	-	-
7200-Contractual Services	-	1,000	-	-
8000-Supplies & Materials	2,663	-	-	-
8400-Business & Travel	753	-	-	-
8700-Grants, Contributions & Other	13,413	-	-	-
GHL85419-Drug Court Treatment Services				
7001-Personal Services	-	275,200	252,900	-
7200-Contractual Services	-	-	-	1,000
8000-Supplies & Materials	-	7,700	-	-
8400-Business & Travel	-	4,700	900	-

Grants Listing				
Department				
Bureau				
Grant	FY2018	FY2019	FY2019	FY2020
Object	Actual	Original	Estimate	Budget
8700-Grants, Contributions & Other	-	13,400	11,400	-
GHL85420-Drug Court Treatment Services				
7001-Personal Services	-	-	-	269,600
8400-Business & Travel	-	-	-	800
8700-Grants, Contributions & Other	-	-	-	6,400
GHL85917-Recovery Support Services				
7200-Contractual Services	28,679	-	-	-
8500-Capital Outlay	4,711	-	-	-
GHL85918-Recovery Support Services				
7001-Personal Services	346,230	-	-	-
7200-Contractual Services	836,328	1,000	-	-
8000-Supplies & Materials	4,174	-	-	-
8400-Business & Travel	12,535	-	-	-
8500-Capital Outlay	(8,803)	-	-	-
8700-Grants, Contributions & Other	21,428	-	-	-
GHL85919-Recovery Support Services				
7001-Personal Services	-	370,800	420,200	-
7200-Contractual Services	-	852,900	706,000	1,000
8000-Supplies & Materials	-	7,900	3,400	-
8400-Business & Travel	-	19,000	14,000	-
8700-Grants, Contributions & Other	-	24,700	161,200	-
GHL85920-Recovery Support Services				
7001-Personal Services	-	-	-	474,400
7200-Contractual Services	-	-	-	849,600
8000-Supplies & Materials	-	-	-	3,300
8400-Business & Travel	-	-	-	11,300
8700-Grants, Contributions & Other	-	-	-	16,100
GHL86517-Temporary Cash Assistance				
7200-Contractual Services	(2,116)	-	-	-
GHL86518-Temporary Cash Assistance				
7001-Personal Services	92,132	-	-	-
GHL86519-Temporary Cash Assistance				
7001-Personal Services	-	93,600	92,200	-
7200-Contractual Services	-	-	-	1,000
GHL86520-Temporary Cash Assistance				
7001-Personal Services	-	-	-	92,100
GHL86817-S.T.O.P Grant				
7200-Contractual Services	3,751	-	-	-
GHL86818-S.T.O.P. Grant				
7001-Personal Services	387,227	-	-	-
7200-Contractual Services	360,921	1,000	-	-
8000-Supplies & Materials	9,455	-	-	-
8400-Business & Travel	1,963	-	-	-
8700-Grants, Contributions & Other	21,045	-	-	-
GHL86819-S.T.O.P. Grant				
7001-Personal Services	-	419,900	426,400	-
7200-Contractual Services	-	252,700	75,200	1,000
8000-Supplies & Materials	-	4,500	10,100	-
8400-Business & Travel	-	24,000	6,000	-
8700-Grants, Contributions & Other	-	30,100	20,700	-
GHL86820-S.T.O.P. Grant				
7001-Personal Services	-	-	-	431,800
7200-Contractual Services	-	-	-	86,300
8000-Supplies & Materials	-	-	-	10,200
8400-Business & Travel	-	-	-	5,000
8700-Grants, Contributions & Other	-	-	-	20,300
GHL86915-AACo Adult Drug Court Tr Init				
7001-Personal Services	83,803	-	21,500	-
7200-Contractual Services	-	1,000	-	-

Grants Listing				
Department				
Bureau				
Grant	FY2018	FY2019	FY2019	FY2020
Object	Actual	Original	Estimate	Budget
8400-Business & Travel	6,311	-	1,100	-
GHL87019-Parent Ed: Prev Underage Drink				
7200-Contractual Services	-	1,000	-	1,000
GHL87020-Parent Ed: Prev Underage Drink				
7200-Contractual Services	-	-	-	1,000
GHL87118-Opioid Misuse Prevention				
7001-Personal Services	37,301	-	-	-
7200-Contractual Services	27,502	1,000	-	-
8000-Supplies & Materials	13,483	-	-	-
8400-Business & Travel	1,861	-	-	-
8700-Grants, Contributions & Other	400	-	-	-
GHL87119-Opioid Misuse Prevention				
7001-Personal Services	-	61,400	-	-
7200-Contractual Services	-	-	-	1,000
8000-Supplies & Materials	-	7,800	-	-
8700-Grants, Contributions & Other	-	19,500	-	-
GHL87120-Opioid Misuse Prevention				
7200-Contractual Services	-	-	-	1,000
GHL87217-MD-MAT-PDOA				
7200-Contractual Services	15,479	-	-	-
GHL87218-MD-MAT-PDOA				
7001-Personal Services	145,359	-	-	-
7200-Contractual Services	2,809	1,000	-	-
8000-Supplies & Materials	3,127	-	-	-
8400-Business & Travel	5,466	-	-	-
GHL87219-MD-MAT-PDOA				
7001-Personal Services	-	162,300	10,200	-
7200-Contractual Services	-	8,800	-	1,000
8000-Supplies & Materials	-	8,800	-	-
8400-Business & Travel	-	11,900	-	-
GHL87220-MD-MAT-PDOA				
7200-Contractual Services	-	-	-	1,000
GHL88018-Detention Center Naloxone				
7200-Contractual Services	-	1,000	-	-
GHL88019-Detention Center Naloxone				
7200-Contractual Services	-	1,000	-	1,000
GHL88020-Detention Center Naloxone				
7200-Contractual Services	-	-	-	1,000
GHL89017-Overdose Education & Naloxone				
7200-Contractual Services	4,457	-	-	-
GHL89018-Overdose Education & Naloxone				
7200-Contractual Services	6,545	1,000	-	-
8000-Supplies & Materials	119,530	-	-	-
GHL89019-Overdose Education & Naloxone				
7200-Contractual Services	-	7,500	-	1,000
8000-Supplies & Materials	-	118,000	-	-
GHL89020-Overdose Education & Naloxone				
7200-Contractual Services	-	-	-	1,000
GHL90917-Administrative Grant				
7200-Contractual Services	11,861	-	-	-
8500-Capital Outlay	6,359	-	-	-
GHL90918-Administrative grant				
7001-Personal Services	228,605	-	-	-
7200-Contractual Services	10,906	1,000	-	-
8000-Supplies & Materials	20,820	-	-	-
8400-Business & Travel	28,094	-	-	-
8700-Grants, Contributions & Other	24,943	-	-	-
GHL90919-Administrative Grant				
7001-Personal Services	-	249,800	240,100	-

Grants Listing					
Department					
Bureau					
Grant	FY2018	FY2019	FY2019	FY2020	
Object	Actual	Original	Estimate	Budget	
	7200-Contractual Services	-	27,500	6,300	1,000
	8000-Supplies & Materials	-	17,600	10,300	-
	8400-Business & Travel	-	20,000	14,500	-
	8500-Capital Outlay	-	1,200	2,400	-
	8700-Grants, Contributions & Other	-	25,000	19,600	-
	GHL90920-Administrative Grant				
	7001-Personal Services	-	-	-	289,400
	7200-Contractual Services	-	-	-	7,000
	8000-Supplies & Materials	-	-	-	10,500
	8400-Business & Travel	-	-	-	14,700
	8500-Capital Outlay	-	-	-	2,400
	8700-Grants, Contributions & Other	-	-	-	22,400
	555-Family Health Services				
	GHL26219-Min Infant Mort Reduce Dem Pro				
	7200-Contractual Services	-	1,000	-	-
	GHL41518-CORE-Personal Health				
	7001-Personal Services	58,864	-	-	-
	7200-Contractual Services	6,000	-	-	-
	8000-Supplies & Materials	34,997	-	-	-
	8400-Business & Travel	442	-	-	-
	GHL41519-CORE-Personal Health				
	7200-Contractual Services	-	95,000	26,400	-
	8000-Supplies & Materials	-	1,200	-	-
	8400-Business & Travel	-	3,800	-	-
	GHL41818-CPHF-Maternity				
	7001-Personal Services	1,258	-	-	-
	GHL42118-CPHF-Dental Health				
	7001-Personal Services	110,471	-	-	-
	7200-Contractual Services	18,594	-	-	-
	8000-Supplies & Materials	12,706	-	-	-
	8400-Business & Travel	1,962	-	-	-
	GHL42119-CPHF-Dental Health				
	7001-Personal Services	-	108,200	108,200	-
	7200-Contractual Services	-	-	18,000	-
	8000-Supplies & Materials	-	35,500	13,200	-
	8400-Business & Travel	-	-	4,300	-
	GHL42120-CPHF-Dental Health				
	7001-Personal Services	-	-	-	111,500
	7200-Contractual Services	-	-	-	13,600
	8000-Supplies & Materials	-	-	-	82,800
	8400-Business & Travel	-	-	-	200
	GHL42617-CPHF-Cancer				
	7200-Contractual Services	43,492	-	-	-
	GHL42618-CPHF-Cancer				
	7001-Personal Services	130,294	-	-	-
	7200-Contractual Services	54,639	-	-	-
	8000-Supplies & Materials	90,472	-	-	-
	8400-Business & Travel	499	-	-	-
	8500-Capital Outlay	3,147	-	-	-
	GHL42619-CPHF-Cancer				
	7001-Personal Services	-	184,200	150,200	-
	7200-Contractual Services	-	60,000	77,900	-
	8000-Supplies & Materials	-	25,200	38,800	-
	8400-Business & Travel	-	700	3,400	-
	8500-Capital Outlay	-	600	600	-
	GHL42620-CPHF-Cancer				
	7001-Personal Services	-	-	-	156,000
	7200-Contractual Services	-	-	-	77,900
	8000-Supplies & Materials	-	-	-	32,800

Grants Listing				
Department				
Bureau				
Grant	FY2018	FY2019	FY2019	FY2020
Object	Actual	Original	Estimate	Budget
8400-Business & Travel	-	-	-	3,400
8500-Capital Outlay	-	-	-	600
GHL42718-CPHF-Home Visiting				
7001-Personal Services	518,596	-	-	-
7200-Contractual Services	121,545	-	-	-
8000-Supplies & Materials	9,066	-	-	-
8400-Business & Travel	10,706	-	-	-
8500-Capital Outlay	257	-	-	-
GHL42719-CPHF-Home Visiting				
7001-Personal Services	-	603,000	605,300	-
8000-Supplies & Materials	-	3,500	6,500	-
8400-Business & Travel	-	18,400	18,400	-
GHL42720-CPHF-Home Visiting				
7001-Personal Services	-	-	-	500,400
7200-Contractual Services	-	-	-	12,800
8000-Supplies & Materials	-	-	-	1,500
8400-Business & Travel	-	-	-	10,300
GHL42917-CPHF-Eligibility & Enrollment				
7200-Contractual Services	3,022	-	-	-
8000-Supplies & Materials	770	-	-	-
GHL42918-CPHF-Eligibility & Enrollment				
7001-Personal Services	200,230	-	-	-
7200-Contractual Services	219	-	-	-
8000-Supplies & Materials	3,964	-	-	-
8400-Business & Travel	11,824	-	-	-
GHL42919-CPHF-Eligibility				
7001-Personal Services	-	207,100	207,100	-
7200-Contractual Services	-	500	1,000	-
8000-Supplies & Materials	-	4,500	6,000	-
8400-Business & Travel	-	2,000	2,000	-
GHL42920-CPHF-Eligibility				
7001-Personal Services	-	-	-	195,300
7200-Contractual Services	-	-	-	8,600
8000-Supplies & Materials	-	-	-	1,000
8400-Business & Travel	-	-	-	2,000
GHL43019-CPHF-Personal Care				
7001-Personal Services	-	117,500	187,200	-
GHL43020-CPHF-Personal Care				
7001-Personal Services	-	-	-	125,700
8000-Supplies & Materials	-	-	-	5,500
8500-Capital Outlay	-	-	-	1,800
GHL53818-Breastfeeding Peer Counselor				
7001-Personal Services	97,058	-	-	-
8700-Grants, Contributions & Other	6,214	-	-	-
GHL53819-Breastfeeding Peer Counselor				
7001-Personal Services	-	94,300	95,200	-
8700-Grants, Contributions & Other	-	-	8,200	-
GHL53820-Breastfeeding Peer Counselor				
7001-Personal Services	-	-	-	94,200
8700-Grants, Contributions & Other	-	-	-	9,100
GHL54019-CMS Home Visiting				
7200-Contractual Services	-	1,000	-	-
GHL54117-MCHRC Dental Grant				
7001-Personal Services	35,966	-	-	-
7200-Contractual Services	61,870	-	100,000	10,000
8000-Supplies & Materials	2,655	-	-	-
8700-Grants, Contributions & Other	5,880	-	-	-
GHL54119-MCHRC Dental Grant				
7001-Personal Services	-	25,200	-	-

Grants Listing				
Department				
Bureau				
Grant	FY2018	FY2019	FY2019	FY2020
Object	Actual	Original	Estimate	Budget
7200-Contractual Services	-	55,000	-	-
8000-Supplies & Materials	-	6,700	-	-
8400-Business & Travel	-	4,000	-	-
8700-Grants, Contributions & Other	-	9,100	-	-
GHL54318-Oral Disease & Prevention				
7001-Personal Services	29,461	-	-	-
7200-Contractual Services	2,084	-	-	-
8000-Supplies & Materials	4,334	-	-	-
8400-Business & Travel	175	-	-	-
8500-Capital Outlay	1,382	-	-	-
8700-Grants, Contributions & Other	1,388	-	-	-
GHL54319-Oral Disease & Prevention				
7001-Personal Services	-	33,600	23,700	-
7200-Contractual Services	-	2,000	28,700	-
8000-Supplies & Materials	-	7,500	500	-
8400-Business & Travel	-	200	200	-
8700-Grants, Contributions & Other	-	1,700	-	-
GHL54320-Oral Disease & Prevention				
7001-Personal Services	-	-	-	23,700
7200-Contractual Services	-	-	-	1,500
8000-Supplies & Materials	-	-	-	3,400
8400-Business & Travel	-	-	-	1,100
8700-Grants, Contributions & Other	-	-	-	2,800
GHL55918-WIC Training & temp Staffing				
7001-Personal Services	130,132	-	-	-
7200-Contractual Services	127,224	1,000	-	-
8000-Supplies & Materials	8,404	-	-	-
8400-Business & Travel	1,646	-	-	-
8500-Capital Outlay	868	-	-	-
8700-Grants, Contributions & Other	66,526	-	-	-
GHL55919-WIC Training & Temp Staffing				
7001-Personal Services	-	143,800	218,200	-
7200-Contractual Services	-	154,300	160,200	-
8000-Supplies & Materials	-	17,100	31,400	-
8400-Business & Travel	-	10,500	11,000	-
8500-Capital Outlay	-	-	20,000	-
8700-Grants, Contributions & Other	-	-	110,200	-
GHL55920-WIC Training & Temp Staffing				
7001-Personal Services	-	-	-	220,900
7200-Contractual Services	-	-	-	160,200
8000-Supplies & Materials	-	-	-	31,300
8400-Business & Travel	-	-	-	11,000
8500-Capital Outlay	-	-	-	17,400
8700-Grants, Contributions & Other	-	-	-	110,200
GHL56418-Healthy Start				
7200-Contractual Services	-	1,000	-	-
GHL56419-Healthy Start				
7200-Contractual Services	-	1,000	-	-
GHL56819-Babies Born Healthy				
7200-Contractual Services	-	1,000	200,000	-
GHL56820-Babies Born Healthy				
7200-Contractual Services	-	-	-	200,000
GHL67819-Cancer Primary Prevention Cost				
7200-Contractual Services	-	1,000	-	-
GHL69318-Healthy Teens Grant				
7200-Contractual Services	45	-	-	-
GHL69319-Healthy Teens Grant				
7200-Contractual Services	-	1,000	-	-
GHL69618-Improved Pregnancy Outcome				

Grants Listing				
Department				
Bureau				
Grant	FY2018	FY2019	FY2019	FY2020
Object	Actual	Original	Estimate	Budget
7001-Personal Services	27,824	-	-	-
8000-Supplies & Materials	7,866	-	-	-
8400-Business & Travel	544	-	-	-
GHL69619-Improved Pregnancy Outcome				
7001-Personal Services	-	31,000	37,900	-
7200-Contractual Services	-	3,400	600	-
8000-Supplies & Materials	-	3,500	-	-
8400-Business & Travel	-	800	200	-
GHL69620-Improved Pregnancy Outcome				
7001-Personal Services	-	-	-	35,200
7200-Contractual Services	-	-	-	3,300
8400-Business & Travel	-	-	-	200
GHL70517-Women, Infants & Children				
7001-Personal Services	38,014	-	-	-
GHL70518-Women, Infants & Children				
7001-Personal Services	1,090,253	-	-	-
7200-Contractual Services	135,058	-	-	-
8000-Supplies & Materials	18,818	-	-	-
8400-Business & Travel	22,278	-	-	-
8500-Capital Outlay	400	-	-	-
8700-Grants, Contributions & Other	86,023	-	-	-
GHL70519-Women, Infants & Children				
7001-Personal Services	-	1,180,900	1,209,800	-
7200-Contractual Services	-	144,800	125,400	-
8000-Supplies & Materials	-	20,100	10,200	-
8400-Business & Travel	-	22,700	21,000	-
8700-Grants, Contributions & Other	-	-	95,000	-
GHL70520-Women, Infants & Children				
7001-Personal Services	-	-	-	1,222,300
7200-Contractual Services	-	-	-	125,400
8000-Supplies & Materials	-	-	-	10,200
8400-Business & Travel	-	-	-	21,000
8700-Grants, Contributions & Other	-	-	-	82,700
GHL71518-DHMH Dental Grant				
7200-Contractual Services	-	1,000	-	-
GHL71519-DHMH Dental Grant				
7200-Contractual Services	-	1,000	-	-
GHL73017-Admin. Care Coordination				
8500-Capital Outlay	1,569	-	-	-
GHL73018-Admin Care Coordination				
7001-Personal Services	455,789	-	-	-
7200-Contractual Services	1,039	1,000	-	-
8000-Supplies & Materials	3,554	-	-	-
8400-Business & Travel	3,529	-	-	-
8500-Capital Outlay	620	-	-	-
8700-Grants, Contributions & Other	35,079	-	-	-
GHL73019-Admin Care Coordinator				
7001-Personal Services	-	437,200	461,400	-
7200-Contractual Services	-	28,300	1,200	-
8000-Supplies & Materials	-	3,500	3,500	-
8400-Business & Travel	-	11,600	5,000	-
8700-Grants, Contributions & Other	-	49,900	49,900	-
GHL73020-Admin Care Coordinator				
7001-Personal Services	-	-	-	466,000
7200-Contractual Services	-	-	-	1,200
8000-Supplies & Materials	-	-	-	8,400
8400-Business & Travel	-	-	-	5,000
8700-Grants, Contributions & Other	-	-	-	49,900
GHL73118-PWC Eligibility grant				

Grants Listing					
Department		FY2018	FY2019	FY2019	FY2020
Bureau	Grant	Actual	Original	Estimate	Budget
	Object				
	7001-Personal Services	822,551	-	-	-
	7200-Contractual Services	17,365	1,000	-	-
	8000-Supplies & Materials	12,103	-	-	-
	8400-Business & Travel	5,449	-	-	-
	8500-Capital Outlay	8,424	-	-	-
	8700-Grants, Contributions & Other	64,738	-	-	-
	GHL73119-PWC Eligibility Grant				
	7001-Personal Services	-	967,600	937,800	-
	7200-Contractual Services	-	3,100	14,300	-
	8000-Supplies & Materials	-	7,500	13,500	-
	8400-Business & Travel	-	2,000	6,000	-
	8500-Capital Outlay	-	-	16,900	-
	8700-Grants, Contributions & Other	-	62,300	62,600	-
	GHL73120-PWC Eligibility Grant				
	7001-Personal Services	-	-	-	987,100
	7200-Contractual Services	-	-	-	14,300
	8000-Supplies & Materials	-	-	-	13,500
	8400-Business & Travel	-	-	-	6,000
	8500-Capital Outlay	-	-	-	16,900
	8700-Grants, Contributions & Other	-	-	-	58,600
	GHL73818-MA Transportation Grant				
	7001-Personal Services	256,153	-	-	-
	7200-Contractual Services	2,657,450	1,000	-	-
	8000-Supplies & Materials	2,416	-	-	-
	8400-Business & Travel	725	-	-	-
	8700-Grants, Contributions & Other	15,505	-	-	-
	GHL73819-MA Transportation Grant				
	7001-Personal Services	-	267,000	285,800	-
	7200-Contractual Services	-	24,600	2,589,800	-
	8000-Supplies & Materials	-	3,700	3,900	-
	8400-Business & Travel	-	3,000	3,000	-
	8500-Capital Outlay	-	2,767,800	-	-
	8700-Grants, Contributions & Other	-	27,900	27,900	-
	GHL73820-MA Transportation Grant				
	7001-Personal Services	-	-	-	318,000
	7200-Contractual Services	-	-	-	2,424,200
	8000-Supplies & Materials	-	-	-	3,900
	8400-Business & Travel	-	-	-	3,000
	8700-Grants, Contributions & Other	-	-	-	27,900
	Health Department Total	22,232,353	22,722,600	22,516,400	24,601,100
	Planning and Zoning				
	290-Administration				
	GPZ00118-Critical Area				
	7001-Personal Services	8,000	-	-	-
	GPZ00119-Critical Area				
	7001-Personal Services	-	8,000	8,000	-
	GPZ00120-Critical Area				
	7001-Personal Services	-	-	-	8,000
	GPZ01719-London Town Arch Curation				
	7200-Contractual Services	-	230,000	-	-
	8000-Supplies & Materials	-	3,000	-	-
	GPZ02119-Preservation Context Develop				
	7200-Contractual Services	-	17,500	15,600	1,900
	GPZ02220-Four Rivers Boundary Exp Study				
	7200-Contractual Services	-	-	-	50,000
	Planning and Zoning Total	8,000	258,500	23,600	59,900
	Police Department				
	240-Patrol Services				
	GPD00416-Community Traffic Safety				

Grants Listing				
Department				
Bureau				
Grant	FY2018	FY2019	FY2019	FY2020
Object	Actual	Original	Estimate	Budget
7001-Personal Services	(443)	-	-	-
GPD00417-Community Traffic Safety				
7001-Personal Services	10,309	-	-	-
GPD00418-Community Traffic Safety				
7001-Personal Services	51,380	30,000	44,800	-
8000-Supplies & Materials	-	1,000	-	-
8500-Capital Outlay	4,610	-	-	-
GPD00419-Community Traffic Safety				
7001-Personal Services	-	74,700	100,000	30,000
8000-Supplies & Materials	-	4,000	-	1,000
8400-Business & Travel	-	4,300	4,000	-
8500-Capital Outlay	-	3,000	1,000	-
GPD00420-Community Traffic Safety				
7001-Personal Services	-	-	-	91,000
8000-Supplies & Materials	-	-	-	1,000
8400-Business & Travel	-	-	-	5,000
8500-Capital Outlay	-	-	-	3,000
GPD00820-MD Victims of Crime-Reaching O				
7001-Personal Services	-	-	-	20,000
GPD01218-School Bus Safety Enforcement				
7001-Personal Services	15,935	-	-	-
GPD01219-School Bus Safety Enforcement				
7001-Personal Services	-	16,000	-	-
GPD01220-School Bus Safety Enforcement				
7001-Personal Services	-	-	-	1,000
GPD01317-Sex Offender Compliance Enf M				
8000-Supplies & Materials	(160)	-	-	-
GPD01318-Sex Offender Compliance				
7001-Personal Services	31,614	-	-	-
8000-Supplies & Materials	13,814	-	-	-
8400-Business & Travel	3,307	-	-	-
GPD01319-Sex Offender Compliance				
7001-Personal Services	-	43,000	46,500	-
8000-Supplies & Materials	-	1,500	1,500	-
8400-Business & Travel	-	4,400	-	-
8500-Capital Outlay	-	1,100	-	-
GPD01320-Sex Offender Compliance				
7001-Personal Services	-	-	-	43,000
8000-Supplies & Materials	-	-	-	1,500
8400-Business & Travel	-	-	-	4,400
8500-Capital Outlay	-	-	-	1,100
GPD01417-Viper XIII Vehicle Theft Prev				
7001-Personal Services	(180)	-	-	-
8400-Business & Travel	(2,284)	-	-	-
GPD01418-Viper XIII Vehicle Theft Prev				
7001-Personal Services	40,611	-	-	-
7200-Contractual Services	4,441	-	-	-
8000-Supplies & Materials	2,155	-	-	-
8400-Business & Travel	1,829	-	-	-
8500-Capital Outlay	1,812	5,000	-	-
GPD01419-Viper XIII Vehicle Theft Prev				
7001-Personal Services	-	45,000	45,000	-
7200-Contractual Services	-	3,600	3,600	-
8000-Supplies & Materials	-	3,000	3,000	-
8400-Business & Travel	-	3,100	3,100	-
8500-Capital Outlay	-	5,300	5,300	5,000
GPD01420-Viper XIII Vehicle Theft Prev				
7001-Personal Services	-	-	-	45,000
7200-Contractual Services	-	-	-	3,600

Grants Listing				
Department				
Bureau				
Grant	FY2018	FY2019	FY2019	FY2020
Object	Actual	Original	Estimate	Budget
8000-Supplies & Materials	-	-	-	3,000
8400-Business & Travel	-	-	-	3,100
8500-Capital Outlay	-	-	-	5,300
GPD01818-Violence Against Women Act				
8400-Business & Travel	9,970	-	500	-
GPD01819-Violence Against Women Act				
7001-Personal Services	-	-	-	1,000
8400-Business & Travel	-	10,800	10,000	4,000
GPD01820-Violence Against Women Act				
7001-Personal Services	-	-	-	4,000
8400-Business & Travel	-	-	-	11,000
GPD02015-Solving Cold Cases with DNA				
7001-Personal Services	2,807	-	-	-
7200-Contractual Services	2,700	-	-	-
GPD02019-Solving Cold Cases with DNA				
7001-Personal Services	-	1,000	-	-
7200-Contractual Services	-	1,000	-	-
GPD02020-Solving Cold Cases with DNA				
7001-Personal Services	-	-	-	1,000
7200-Contractual Services	-	-	-	1,000
GPD02117-CP-CMCA (Police Portion)				
7001-Personal Services	(5)	-	-	-
GPD02119-CP-CMCA (Police Portion)				
7001-Personal Services	-	10,000	15,000	-
GPD02120-CP-CMCA (Police Portion)				
7001-Personal Services	-	-	-	15,000
GPD02917-LETS Training Grant				
8400-Business & Travel	(1,606)	-	-	-
GPD02918-LETS Training Grant				
8400-Business & Travel	-	1,500	-	-
GPD02919-LETS Training Grant				
8400-Business & Travel	-	5,000	5,000	1,500
GPD02920-LETS Training Grant				
8400-Business & Travel	-	-	-	5,000
GPD03618-Safe Streets				
7001-Personal Services	242,575	-	-	-
8400-Business & Travel	2,160	-	-	-
8500-Capital Outlay	15,000	-	-	-
GPD03619-Safe Streets				
7001-Personal Services	-	295,000	588,000	1,000
8400-Business & Travel	-	-	12,000	-
8500-Capital Outlay	-	5,000	-	-
GPD03620-Safet Streets				
7001-Personal Services	-	-	-	588,000
8400-Business & Travel	-	-	-	12,000
GPD03717-Motor Carrier Assist (MCSAP)				
7001-Personal Services	1,872	-	-	-
GPD03718-Motor Carrier Assist (MCSAP)				
7001-Personal Services	2,997	5,000	13,000	-
GPD03719-Motor Carrier Assist (MCSAP)				
7001-Personal Services	-	15,000	15,000	5,000
GPD03720-Motor Carrie Assist (MCSAP)				
7001-Personal Services	-	-	-	15,000
GPD05117-Heroin Grant Coordinator Progr				
7001-Personal Services	(517)	-	-	-
GPD05118-Heroin Grant Coordinator Prog				
7001-Personal Services	44,180	-	-	-
7200-Contractual Services	3,700	-	-	-
GPD05119-Heroin Grant Coordinator Prog				

Grants Listing					
Department					
Bureau					
Grant	FY2018	FY2019	FY2019	FY2020	
Object	Actual	Original	Estimate	Budget	
	7001-Personal Services	-	67,100	71,000	-
	7200-Contractual Services	-	3,700	-	-
	GPD05120-Heroin Grant Coordinator Prog				
	7001-Personal Services	-	-	-	67,400
	7200-Contractual Services	-	-	-	3,600
	GPD06018-CFAAC Support Grant				
	7001-Personal Services	174	-	-	-
	GPD06019-CFAAC Support Grant				
	7001-Personal Services	-	500	-	-
	8000-Supplies & Materials	-	-	2,500	-
	8500-Capital Outlay	-	500	-	500
	GPD06020-CFAAC Support Grant				
	7001-Personal Services	-	-	-	500
	8500-Capital Outlay	-	-	-	500
	GPD06119-CFAAC Support Grant				
	7001-Personal Services	-	500	-	-
	8500-Capital Outlay	-	500	2,500	500
	GPD06120-CFAAC Support Grant				
	7001-Personal Services	-	-	-	500
	8500-Capital Outlay	-	-	-	500
	GPD06218-CFAAC				
	7200-Contractual Services	450	-	-	-
	GPD06219-CFAAC Support Grant				
	7001-Personal Services	-	500	-	-
	8000-Supplies & Materials	-	-	500	-
	8500-Capital Outlay	-	500	-	500
	GPD06220-CFAAC Support Grant				
	7001-Personal Services	-	-	-	500
	8500-Capital Outlay	-	-	-	500
	GPD06318-CFAAC Support Grant				
	7200-Contractual Services	400	-	-	-
	GPD06319-CFAAC Support Grant				
	7001-Personal Services	-	500	1,200	-
	8500-Capital Outlay	-	500	-	500
	GPD06320-CFAAC Support Grant				
	7001-Personal Services	-	-	-	500
	8500-Capital Outlay	-	-	-	500
	GPD07019-Animal Support Grant				
	7200-Contractual Services	-	-	-	500
	8500-Capital Outlay	-	-	-	500
	GPD07020-Animal Support Grant				
	7200-Contractual Services	-	-	-	500
	8500-Capital Outlay	-	-	-	500
	GPD07119-CFAAC Support Grant				
	7200-Contractual Services	-	-	-	500
	8500-Capital Outlay	-	-	-	500
	GPD07120-CFAAC Support Grant				
	7200-Contractual Services	-	-	-	500
	8500-Capital Outlay	-	-	-	500
	250-Admin Services				
	GPD00515-Edward Byrne Memorial Justice				
	8500-Capital Outlay	-	1,000	-	-
	GPD00516-Edward Byrne Memorial Justice				
	7001-Personal Services	4,667	-	-	-
	8500-Capital Outlay	-	1,000	1,000	-
	GPD00517-Edward Byrne Memorial Justice				
	8500-Capital Outlay	-	1,000	1,000	1,000
	GPD00518-Edward Byrne Memorial Justice				
	8500-Capital Outlay	-	1,000	1,000	1,000

Grants Listing				
Department				
Bureau				
Grant	FY2018	FY2019	FY2019	FY2020
Object	Actual	Original	Estimate	Budget
GPD00519-Edward Byrne Memorial Justice				
8500-Capital Outlay	-	-	-	1,000
GPD00615-Forensic Casework DNA Backlog				
7001-Personal Services	15,940	-	-	-
GPD00616-Forensic Casework DNA Backlog				
7001-Personal Services	67,233	5,000	42,700	-
8000-Supplies & Materials	-	500	-	-
GPD00617-Forensic Casework DNA Backlog				
7001-Personal Services	-	137,000	70,000	5,000
8000-Supplies & Materials	-	5,000	500	500
8500-Capital Outlay	-	8,000	50,100	-
GPD00618-Forensic Casework DNA Backlog				
7001-Personal Services	-	137,000	79,000	137,000
8000-Supplies & Materials	-	5,000	200	5,000
8500-Capital Outlay	-	8,000	70,800	8,000
GPD00619-Forensic Casework DNA Backlog				
7001-Personal Services	-	-	-	137,000
8000-Supplies & Materials	-	-	-	5,000
8500-Capital Outlay	-	-	-	8,000
GPD01019-Paul Coverdell Forensic Scienc				
7001-Personal Services	-	1,000	-	-
8500-Capital Outlay	-	1,000	-	500
GPD01020-Paul Coverdell Forensic Scienc				
7001-Personal Services	-	-	-	1,000
8500-Capital Outlay	-	-	-	1,000
GPD01117-Paul Coverdell Forensic Scien				
7001-Personal Services	7,234	-	-	-
GPD01118-Paul Coverdell Forensic Scienc				
7001-Personal Services	10,586	10,000	8,300	-
GPD01119-Paul Coverdell Forensic Scienc				
7001-Personal Services	-	16,000	25,000	10,000
GPD01120-Paul Coverdell Forensic Scienc				
7001-Personal Services	-	-	-	25,000
GPD01717-STOP Gun Violence Reduction G				
7001-Personal Services	(9)	-	-	-
GPD01718-STOP Gun Violence Reduction				
7001-Personal Services	41,000	-	-	-
GPD01719-STOP Gun Violence Reduction				
7001-Personal Services	-	41,000	41,000	-
8500-Capital Outlay	-	1,200	-	-
GPD01720-STOP Gun Violence Reduction				
7001-Personal Services	-	-	-	41,000
8500-Capital Outlay	-	-	-	1,000
GPD02618-Technology Enhancements				
7001-Personal Services	-	3,000	-	-
8000-Supplies & Materials	8,932	-	-	-
8400-Business & Travel	11,158	-	-	-
8500-Capital Outlay	-	5,000	4,000	-
GPD02619-Technology Enhancements				
8400-Business & Travel	-	20,000	-	-
8500-Capital Outlay	-	10,000	20,000	8,000
GPD02620-Technology Enhancements				
8400-Business & Travel	-	-	-	20,000
8500-Capital Outlay	-	-	-	10,000
GPD03418-MD ICAC Task Force				
8000-Supplies & Materials	150	500	-	-
8400-Business & Travel	1,605	1,000	-	-
8500-Capital Outlay	1,731	500	-	-
GPD03419-MD ICAC Task Force				

Grants Listing				
Department				
Bureau				
Grant	FY2018	FY2019	FY2019	FY2020
Object	Actual	Original	Estimate	Budget
8000-Supplies & Materials	-	2,000	1,500	500
8400-Business & Travel	-	8,000	2,500	1,000
8500-Capital Outlay	-	5,000	1,000	500
GPD03420-MD ICAC Task Force				
8000-Supplies & Materials	-	-	-	2,000
8400-Business & Travel	-	-	-	8,000
8500-Capital Outlay	-	-	-	5,000
GPD04419-Alcohol Stings with ACYF				
7001-Personal Services	-	20,000	5,000	-
GPD04420-Alcohol Stings with ACYF				
7001-Personal Services	-	-	-	10,000
GPD04618-Children's Justice Act				
8400-Business & Travel	1,780	-	400	-
GPD04619-Children's Justice Act				
8400-Business & Travel	-	4,500	2,200	1,000
GPD04620-Children's Justice Act				
8400-Business & Travel	-	-	-	2,500
GPD04719-Tobacco Sting (Police Portion)				
7001-Personal Services	-	20,000	30,000	-
GPD04720-Tobacco Sting (Police Portion)				
7001-Personal Services	-	-	-	30,000
GPD04820-SMART Grant				
8500-Capital Outlay	-	-	-	1,000
GPD04917-Spay/Neuter Grant				
7200-Contractual Services	1,783	-	-	-
GPD04918-Spay/Neuter Grant				
7200-Contractual Services	8,966	5,000	15,000	-
GPD04919-Spay/Neuter Grant				
7200-Contractual Services	-	25,000	16,000	5,000
GPD04920-Spay/Neuter Grant				
7200-Contractual Services	-	-	-	25,000
GPD05019-Secret Service Task Force				
8400-Business & Travel	-	2,500	-	500
8500-Capital Outlay	-	2,500	5,000	500
GPD05020-Secret Service Task Force				
8400-Business & Travel	-	-	-	2,500
8500-Capital Outlay	-	-	-	2,500
GPD05219-Crisis Intervention Training				
8400-Business & Travel	-	2,000	-	1,000
GPD05220-Crisis Intervention Training				
8400-Business & Travel	-	-	-	2,000
GPD05518-Police & Community Together				
7001-Personal Services	26,232	-	-	-
8000-Supplies & Materials	9,275	-	-	-
8500-Capital Outlay	329	-	-	-
GPD05519-Police & Community Together				
7001-Personal Services	-	35,100	78,500	-
7200-Contractual Services	-	-	3,000	-
8000-Supplies & Materials	-	12,000	11,500	-
8500-Capital Outlay	-	500	-	-
GPD05520-Police & Community Together				
7001-Personal Services	-	-	-	80,000
7200-Contractual Services	-	-	-	3,000
8000-Supplies & Materials	-	-	-	11,500
8500-Capital Outlay	-	-	-	500
GPD06419-Forensic DNA Lab Efficiency				
7001-Personal Services	-	50,000	-	-
8500-Capital Outlay	-	50,000	-	-
GPD06420-Forensic DNA Lab Efficiency				

Grants Listing					
Department		FY2018	FY2019	FY2019	FY2020
Bureau	Grant	Actual	Original	Estimate	Budget
	Object				
	7001-Personal Services	-	-	-	25,000
	8500-Capital Outlay	-	-	-	25,000
	GPD06519-Gang Reduction Initiative				
	7001-Personal Services	-	500	-	-
	8500-Capital Outlay	-	500	-	-
	GPD06520-Gang REducation Initiative				
	7001-Personal Services	-	-	-	500
	8500-Capital Outlay	-	-	-	500
	GPD06619-Animal Medical Grant				
	7200-Contractual Services	-	1,000	-	500
	GPD06620-Animal Medical grant				
	7200-Contractual Services	-	-	-	1,000
	GPD06719-State Police Support Grant				
	7001-Personal Services	-	500	-	-
	8500-Capital Outlay	-	500	-	-
	GPD06720-State Police Support Grant				
	7001-Personal Services	-	-	-	500
	8500-Capital Outlay	-	-	-	500
	GPD06819-Federal State Police Support				
	7001-Personal Services	-	500	-	500
	8500-Capital Outlay	-	500	-	500
	GPD06820-Federal State Police Support				
	7001-Personal Services	-	-	-	500
	8500-Capital Outlay	-	-	-	500
	GPD06919-Federal Police Support Grant				
	7001-Personal Services	-	500	-	500
	8500-Capital Outlay	-	500	-	500
	GPD06920-Federal Police Support Grant				
	7001-Personal Services	-	-	-	500
	8500-Capital Outlay	-	-	-	500
	Police Department Total	724,201	1,340,900	1,580,200	1,691,500
	Office of the Sheriff				
	435-Office of the Sheriff				
	GSH00117-Child Support Enforce-Reimb				
	7001-Personal Services	196,583	-	-	-
	7200-Contractual Services	16,874	-	-	-
	8000-Supplies & Materials	669	-	-	-
	GSH00118-Child Support Enforce-Reim				
	7001-Personal Services	272,014	201,100	116,100	-
	7200-Contractual Services	56,731	62,000	20,000	-
	8000-Supplies & Materials	453	500	800	-
	8400-Business & Travel	-	-	600	-
	GSH00119-Child Support Enforcement-Reim				
	7001-Personal Services	-	603,000	243,700	104,300
	7200-Contractual Services	-	900	37,600	5,700
	8000-Supplies & Materials	-	1,200	1,900	500
	8400-Business & Travel	-	1,800	1,800	-
	GSH00120-Child Support Enforcement-Reim				
	7001-Personal Services	-	-	-	312,800
	7200-Contractual Services	-	-	-	1,000
	8000-Supplies & Materials	-	-	-	1,300
	8400-Business & Travel	-	-	-	1,800
	GSH00318-Domestic Violence Protective				
	7001-Personal Services	17,937	-	-	-
	GSH00319-Domestic Violence Protective				
	7001-Personal Services	-	30,000	17,500	-
	GSH00320-Domestic Violence Protective				
	7001-Personal Services	-	-	30,000	30,000
	GSH00519-Edward Byrne Memorial Justice				

Grants Listing					
Department		FY2018	FY2019	FY2019	FY2020
Bureau		Actual	Original	Estimate	Budget
Grant	Object				
	7001-Personal Services	-	-	-	1,000
GSH01120-CGPF					
	7001-Personal Services	-	-	-	55,000
	8500-Capital Outlay	-	-	-	10,000
GSH011-CGPF					
	7001-Personal Services	-	-	-	55,000
	8500-Capital Outlay	-	-	-	10,000
GSH01220-CFAAC Support Grant					
	8000-Supplies & Materials	-	-	-	2,000
	8500-Capital Outlay	-	-	-	1,000
GSH01320-CFAAC Support Grant					
	8000-Supplies & Materials	-	-	-	10,000
	8500-Capital Outlay	-	-	-	1,000
GSH03619-Safe Streets					
	7001-Personal Services	-	5,000	5,000	-
GSH03620-Safe Streets					
	7001-Personal Services	-	-	-	5,400
Office of the Sheriff Total		561,261	905,500	475,000	607,800
Social Services					
500-Adult Services					
GSS01418-Mental Health Care Provider					
	7001-Personal Services	29,072	-	-	-
	7200-Contractual Services	-	-	-	1,000
GSS01419-Mental Health Care Provider					
	7001-Personal Services	-	37,800	37,400	1,000
	7200-Contractual Services	-	100	100	-
	8700-Grants, Contributions & Other	-	3,700	3,700	-
GSS01420-Mental Healthcare Provider					
	7001-Personal Services	-	-	-	39,100
	8700-Grants, Contributions & Other	-	-	-	3,700
505-Family & Youth Services					
GSS00718-Maryland Family Network					
	7001-Personal Services	300,000	-	-	-
	7200-Contractual Services	-	-	-	1,000
	8700-Grants, Contributions & Other	5,000	-	-	-
GSS00719-Maryland Family Network					
	7001-Personal Services	-	282,100	282,100	1,000
	8700-Grants, Contributions & Other	-	5,000	5,000	-
GSS00720-Maryland Family Network					
	7001-Personal Services	-	-	-	241,600
	7200-Contractual Services	-	-	-	22,100
	8700-Grants, Contributions & Other	-	-	-	5,000
GSS00818-Non Custodial Parent Empl Prgm					
	7001-Personal Services	55,014	-	-	-
	7200-Contractual Services	-	-	-	1,000
GSS01618-Annie E. Casey Grant					
	7200-Contractual Services	-	-	-	1,000
	8000-Supplies & Materials	938	-	-	-
	8700-Grants, Contributions & Other	1,713	-	-	-
GSS01619-Annie E. Casey Grant					
	8700-Grants, Contributions & Other	-	1,000	1,000	-
Social Services Total		391,738	329,700	329,300	317,500
Office of the State's Attorney					
430-Office of the State's Attorney					
GST00217-Drug Treatment Court Commissio					
	7001-Personal Services	(0)	-	-	-
GST00218-Drug Treatment Court Commissio					
	7001-Personal Services	168,461	-	-	-
GST00219-Drug Treatment Court Commissio					

Grants Listing					
Department		FY2018	FY2019	FY2019	FY2020
Bureau	Grant	Actual	Original	Estimate	Budget
	Object				
	7001-Personal Services	-	123,300	123,300	-
	GST00220-Drug Treatment Court Commissio				
	7001-Personal Services	-	-	-	80,600
	GST002-Drug Treatment Court Commissio				
	7001-Personal Services	-	-	-	92,600
	GST00315-Edward Byrne Memorial Justice				
	8000-Supplies & Materials	193	-	-	-
	GST00316-Edward Byrne Memorial Justice				
	7001-Personal Services	10,514	-	-	-
	GST00317-Edward Byrne Memorial Justice				
	7001-Personal Services	-	1,000	20,000	-
	GST00318-Edward Byrne Memorial Justice				
	7001-Personal Services	-	20,000	20,000	20,000
	GST00319-Edward Byrne Memorial Justice				
	7001-Personal Services	-	-	-	1,000
	GST00717-Victims of Crime Assistance				
	7001-Personal Services	210,927	1,000	-	-
	GST00718-Victims of Crime Assistance				
	7001-Personal Services	-	15,000	-	-
	GST00719-Victims of Crime Assistance				
	7001-Personal Services	-	115,600	115,600	5,000
	GST00720-Victims of Crime Assistance				
	7001-Personal Services	-	-	-	107,700
	GST00917-Danger Assessment Advocate				
	7001-Personal Services	736	-	-	-
	GST00918-Danger Assessment Advocate				
	7001-Personal Services	78,724	20,000	-	-
	GST00919-Danger Assessment Advocate				
	7001-Personal Services	-	20,000	20,000	20,000
	GST01420-Gun Violence Reduction Act				
	7001-Personal Services	-	-	-	20,000
	GST03618-Safe Streets				
	7001-Personal Services	-	68,300	-	-
	GST03620-Safe Streets				
	7001-Personal Services	-	-	-	1,000
	GST03818-Safe Streets				
	7001-Personal Services	66,142	-	-	-
	7200-Contractual Services	173,094	-	-	-
	8400-Business & Travel	5,000	-	-	-
	GST03819-Safe Streets				
	7001-Personal Services	-	112,200	112,200	112,200
Office of the State's Attorney Total		713,791	496,400	411,100	460,100
Office of Transportation					
450-Office of Transportation					
	GTR10119-Federal Transit Formula				
	7001-Personal Services	-	91,500	61,000	-
	7200-Contractual Services	-	53,500	35,500	-
	8000-Supplies & Materials	-	16,500	9,600	-
	8400-Business & Travel	-	11,900	15,800	-
	8700-Grants, Contributions & Other	-	20,000	10,000	-
	GTR10120-Federal Transit Formula				
	7001-Personal Services	-	-	-	101,500
	7200-Contractual Services	-	-	-	50,900
	8000-Supplies & Materials	-	-	-	16,500
	8400-Business & Travel	-	-	-	18,500
	8700-Grants, Contributions & Other	-	-	-	10,000
	GTR10214-Federal Transit Metro Planning				
	7200-Contractual Services	-	246,400	-	-
	GTR10215-Federal Transit Metro Planning				

Grants Listing				
Department				
Bureau				
Grant	FY2018	FY2019	FY2019	FY2020
Object	Actual	Original	Estimate	Budget
7200-Contractual Services	-	150,000	-	-
GTR10217-Federal Transit Metro Planning				
7001-Personal Services	-	26,000	-	-
GTR10218-Federal Transit Metro Planning				
7001-Personal Services	-	51,500	-	-
7200-Contractual Services	-	88,000	-	-
GTR10219-Federal Transit Metro Planning				
7001-Personal Services	-	72,500	-	-
7200-Contractual Services	-	210,500	50,000	-
GTR10220-Federal Transit Metro Planning				
7001-Personal Services	-	-	-	72,500
7200-Contractual Services	-	-	-	233,400
GTR10314-CMAQ Application for Bike Rack				
8700-Grants, Contributions & Other	-	12,500	-	-
GTR10417-MTA Large Urban Transportation				
8700-Grants, Contributions & Other	-	460,000	-	-
GTR10419-MTA Large Urban Transportation				
7200-Contractual Services	-	81,000	-	-
8700-Grants, Contributions & Other	-	1,594,300	1,511,300	-
GTR10420-MTA Large Urban Transportation				
7200-Contractual Services	-	-	-	1,061,900
GTR10519-JARC Services				
8700-Grants, Contributions & Other	-	345,400	345,400	-
GTR10520-JARC Services				
7200-Contractual Services	-	-	-	345,400
GTR10619-St Wide Special Transpo Assist				
7001-Personal Services	-	158,100	158,100	-
7200-Contractual Services	-	311,100	300,000	-
8000-Supplies & Materials	-	20,500	20,500	-
GTR10620-St Wide Special Transpo Assist				
7001-Personal Services	-	-	-	88,500
7200-Contractual Services	-	-	-	371,500
8000-Supplies & Materials	-	-	-	16,000
GTR10718-MTA Capital Award				
7200-Contractual Services	-	-	-	388,500
GTR10719-MTA Capital Award				
7200-Contractual Services	-	-	-	395,000
GTR10720-MTA Capital Award				
7200-Contractual Services	-	-	-	395,000
GTR10820-OPCP Bikeways				
7200-Contractual Services	-	-	-	80,000
GTR10920-Safe Routes to School				
7200-Contractual Services	-	-	-	145,100
Office of Transportation Total	-	4,021,200	2,517,200	3,790,200
Grand Total	33,097,876	36,928,900	34,349,700	42,339,400

Summary of the General Fund Long Range Financial Planning

General Fund Revenue Forecast

Revenues by Category	FY2020 Budget	FY2021 Forecast	FY2022 Forecast	FY2023 Forecast	FY2024 Forecast	FY2025 Forecast	Annual Growth Assumption (%)
Property Taxes	\$747,069,000	\$769,481,100	\$792,565,500	\$816,342,500	\$840,832,800	\$866,057,800	3.00%
Local Income Tax (1)	\$564,999,600	\$619,502,300	\$650,264,400	\$676,275,000	\$703,326,000	\$731,459,000	4.00%
State Shared Revenues	\$23,022,300	\$23,482,700	\$23,952,400	\$24,431,400	\$24,920,000	\$25,418,400	2.00%
Recordation and Transfer Tax	\$102,000,000	\$104,040,000	\$106,120,800	\$108,243,200	\$110,408,100	\$112,616,300	2.00%
Local Sales Taxes	\$32,176,000	\$32,819,500	\$33,475,900	\$34,145,400	\$34,828,300	\$35,524,900	2.00%
Licenses & Permits	\$17,722,300	\$18,076,700	\$18,438,200	\$18,807,000	\$19,183,100	\$19,566,800	2.00%
Investment Income	\$3,200,000	\$3,264,000	\$3,329,300	\$3,395,900	\$3,463,800	\$3,533,100	2.00%
Other Revenues	\$75,472,500	\$76,982,000	\$78,521,600	\$80,092,000	\$81,693,800	\$83,327,700	2.00%
Interfund Reimb.	\$77,610,100	\$79,938,400	\$82,336,600	\$84,806,700	\$87,350,900	\$89,971,400	3.00%
Total Revenue	\$1,643,271,800	\$1,727,586,700	\$1,789,004,700	\$1,846,539,100	\$1,906,006,800	\$1,967,475,400	
% Growth Over Prior Year	7.3%	5.1%	3.6%	3.2%	3.2%	3.2%	

General Fund Expenditure Forecast

Expenditures by Function:	FY2020 Budget	FY2021 Forecast	FY2022 Forecast	FY2023 Forecast	FY2024 Forecast	FY2025 Forecast	Annual Growth Assumption (%)
Board of Education	\$733,315,800	\$758,981,900	\$785,546,300	\$813,040,400	\$841,496,800	\$870,949,200	3.50%
Community College	\$45,387,700	\$46,295,500	\$47,221,400	\$48,165,800	\$49,129,100	\$50,111,700	2.00%
Community, Health and Recreation	\$80,915,900	\$82,534,200	\$84,184,900	\$85,868,600	\$87,586,000	\$89,337,700	2.00%
Debt Service	\$148,013,100	\$155,413,800	\$163,184,500	\$171,343,700	\$179,910,900	\$188,906,400	5.00%
General Government	\$79,521,400	\$81,111,800	\$82,734,000	\$84,388,700	\$86,076,500	\$87,798,000	2.00%
Information Technology	\$22,839,700	\$23,410,700	\$23,996,000	\$24,595,900	\$25,210,800	\$25,841,100	2.50%
Intergovernmental Obligations (2)	\$143,428,100	\$124,718,400	\$134,251,700	\$138,119,500	\$142,073,700	\$146,115,200	Varies
Land Use and Transportation	\$62,689,000	\$63,942,800	\$65,221,700	\$66,526,100	\$67,856,600	\$69,213,700	2.00%
Library	\$24,381,800	\$24,869,400	\$25,366,800	\$25,874,100	\$26,391,600	\$26,919,400	2.00%
Public Safety	\$355,639,000	\$366,308,200	\$377,297,400	\$388,616,300	\$400,274,800	\$412,283,000	3.00%
Total Expenditure	\$1,696,131,500	\$1,727,586,700	\$1,789,004,700	\$1,846,539,100	\$1,906,006,800	\$1,967,475,400	
% Growth Over Prior Year	6.7%	1.9%	3.6%	3.2%	3.2%	3.2%	
Use of (Contribution to) Fund Balance	52,859,700	-	-	-	-	-	-

(1) FY2020 - FY2022 Income Taxes reflects the additional income tax revenues associated with the rate increases (from 2.5% to 2.81%) that approved to be effective on January 1, 2020.

(2) Intergovernmental Obligations represent items such as contribution to Revenue Reserve Fund, PayGo Contribution to the Capital Projects Fund or PPI fund, and the Contribution to OPEB etc.

FY2020 Debt Affordability

	<u>FY2020</u>	<u>FY2021</u>	<u>FY2022</u>	<u>FY2023</u>	<u>FY2024</u>	<u>FY2025</u>
New Authority, Normal	\$163,000,000	\$163,000,000	\$163,000,000	\$163,000,000	\$163,000,000	\$163,000,000
Not used in prior year	-\$76,058,000					
New Authority, IPA's	\$0	\$0	\$0	\$0	\$0	\$0
Total New Authority Affordable	\$86,942,000	\$163,000,000	\$163,000,000	\$163,000,000	\$163,000,000	\$163,000,000

Affordability Ratios and Guidelines

Debt Service as % of Revenue	11.5%	9.4%	9.9%	9.8%	9.8%	9.7%	9.6%
Debt as % of Full Value	2.0%	1.51%	1.45%	1.47%	1.48%	1.49%	1.50%
Debt as % of Personal Income	4.0%	3.4%	3.3%	3.3%	3.3%	3.3%	3.3%
Debt per Capita	\$3,000	\$2,384	\$2,343	\$2,425	\$2,506	\$2,586	\$2,663

Debt Service	\$155,088,346	\$170,181,530	\$175,278,004	\$179,834,097	\$183,879,133	\$188,188,039
Debt at end of fiscal year	\$1,404,292,693	\$1,392,749,713	\$1,454,374,357	\$1,516,201,896	\$1,578,656,554	\$1,640,186,730
General Fund Revenues	\$1,652,489,200	\$1,725,753,200	\$1,784,886,200	\$1,841,588,300	\$1,900,185,700	\$1,960,744,400
Estimated Full Value (000)	\$93,077,209	\$95,870,000	\$98,746,000	\$102,202,000	\$105,779,000	\$109,481,000
Total Personal Income (000)	\$41,047,000	\$42,586,000	\$44,183,000	\$45,840,000	\$47,559,000	\$49,342,000
Population	589,017	594,318	599,667	605,064	610,509	616,004

BONDS & PAYGO AFFORDABILITY
Compared with
USE OF BONDS AND PAYGO IN FY2020 APPROVED BUDGET

	Bonds Affordability					
	<u>FY2020</u>	<u>FY2021</u>	<u>FY2022</u>	<u>FY2023</u>	<u>FY2024</u>	<u>FY2025</u>
New Authority, Normal Not used in Prior Year	163,000,000 (76,058,000)	163,000,000 -	163,000,000 -	163,000,000 -	163,000,000 -	163,000,000 -
Adjusted Affordability	86,942,000	163,000,000	163,000,000	163,000,000	163,000,000	163,000,000
Use of Bonds	145,731,700	174,879,200	164,139,000	144,907,000	110,127,000	133,614,000
	PayGo Affordability					
Fund Balance	35,000,000	5,000,000	5,000,000	5,000,000	5,000,000	5,000,000
Operating Revenue - One Time	-	-	-	-	-	-
Operating Revenue - Recurring	-	-	-	-	-	-
Adjusted Affordability	35,000,000	5,000,000	5,000,000	5,000,000	5,000,000	5,000,000
Use of PayGo	35,000,000	4,885,000	5,010,000	5,010,000	5,010,000	5,010,000
	Bonds & PayGo Affordability (Combined)					
Combined Availability	121,942,000	168,000,000	168,000,000	168,000,000	168,000,000	168,000,000
Use of Bonds & PayGo	180,731,700	179,764,200	169,149,000	149,917,000	115,137,000	138,624,000
Amount Over (Under) Affordability	58,789,700	11,764,200	1,149,000	(18,083,000)	(52,863,000)	(29,376,000)
Cumulative:	58,789,700	70,553,900	71,702,900	53,619,900	756,900	(28,619,100)

FY2020 Debt Affordability (with new authority as used in budget)

	<u>FY2020</u>	<u>FY2021</u>	<u>FY2022</u>	<u>FY2023</u>	<u>FY2024</u>	<u>FY2025</u>
New Authority, Normal	\$145,731,700	\$174,879,200	\$164,139,000	\$144,907,000	\$110,127,000	\$133,614,000
Not used in prior year	\$0					
New Authority, IPA's	\$0	\$0	\$0	\$0	\$0	\$0
Total New Authority Affordable	\$145,731,700	\$174,879,200	\$164,139,000	\$144,907,000	\$110,127,000	\$133,614,000

Affordability Ratios and Guidelines

Debt Service as % of Revenue	11.5%	9.4%	9.9%	10.1%	10.1%	10.0%	9.8%
Debt as % of Full Value	2.0%	1.51%	1.51%	1.54%	1.55%	1.54%	1.49%
Debt as % of Personal Income	4.0%	3.4%	3.4%	3.4%	3.5%	3.4%	3.3%
Debt per Capita	\$3,000	\$2,384	\$2,442	\$2,540	\$2,617	\$2,663	\$2,650

Debt Service	\$155,088,346	\$171,577,785	\$181,047,173	\$186,339,333	\$189,892,578	\$191,678,861
Debt at end of fiscal year	\$1,404,292,693	\$1,451,539,413	\$1,523,083,601	\$1,583,694,510	\$1,625,662,571	\$1,632,529,250
General Fund Revenues	\$1,652,489,200	\$1,725,753,200	\$1,784,886,200	\$1,841,588,300	\$1,900,185,700	\$1,960,744,400
Estimated Full Value (000)	\$93,077,209	\$95,870,000	\$98,746,000	\$102,202,000	\$105,779,000	\$109,481,000
Total Personal Income (000)	\$41,047,000	\$42,586,000	\$44,183,000	\$45,840,000	\$47,559,000	\$49,342,000
Population	589,017	594,318	599,667	605,064	610,509	616,004

Significant Capital Projects

The presentation that follows shows that the FY2020 budget provides \$333,104,857 in appropriation authority for General County Capital Projects. This is distributed among a total of 163 capital projects. The “80-20 Rule” (whereby 80% of the whole can be explained by just 20% of the detail) once again applies to the Capital Budget this year. That is, just 20 capital projects (12%) account for \$265.2 million of this total amount (80%).

The table in the opposite column lists these 20 capital projects and sorts them into two categories: those that are of a recurring nature, and those that are not. The recurring projects represent major initiatives to renovate and rehabilitate existing infrastructure. This investment will not only improve the quality of life in Anne Arundel County but should also have a positive impact on the operating budget because facilities that are beyond their useful life tend to require more maintenance. Given the maintenance backlogs in virtually all of these major infrastructure categories (e.g., schools, roads, county buildings, etc.) and that many of these improvements also provide expanded or enhanced capacity, this impact is not likely to result in operating budget reductions but rather in improved service delivery.

Many of the non-recurring projects are similar to the recurring projects in that they represent the renovation, rehabilitation or replacement of existing infrastructure. Therefore, this investment should also have a positive impact on the operating budget. However, many of these projects also provide expanded capacity which can have a negative impact on the operating budget.

The majority of these major projects add school capacity, so it is important to be mindful of the nature of school operating costs. The number of students enrolled, and the staff assigned to service them, are not driven by school building capacity; these students exist and are serviced by school staff whether or not this takes place in inadequate physical space. Therefore, projects that add capacity (even a new school) do not necessarily result in as much increased operating costs as one might expect.

A brief description of these major capital projects is shown on the following page. More detail regarding these and all the other capital projects can be found in the Capital Budget and Program, which is an integral part of the County’s Comprehensive Budget.

Major Capital Projects	
Capital Project	FY2020 Amount
Building Systems Renov	\$21,500,000
Road Resurfacing	\$13,675,000
All Day K and Pre K	\$11,000,000
Rd Reconstruction	\$10,913,639
Information Technology Enhance	\$7,737,000
County Facilities & Sys Upgrad	\$7,379,000
Additions	\$6,000,000
Maintenance Backlog	\$5,900,000
Security Related Upgrades	\$5,818,000
Recurring Subtotal	\$89,922,639
Health and Life Sciences Bldg	\$45,394,000
Crofton Area HS	\$24,422,000
Edgewater ES	\$24,009,000
Tyler Heights ES	\$19,280,000
Richard Henry Lee ES	\$16,322,000
Old Mill West HS	\$10,007,000
Broadneck Peninsula Trail	\$9,350,000
Quiet Waters Retreat	\$8,175,000
Public Safety Support	\$7,012,000
Millersville Park Tennis Ctr	\$6,530,000
George Cromwell ES	\$4,742,000
Non-Recurring Subtotal	\$175,243,000
Total	\$265,165,639

Health and Life Sciences Bldg (total cost estimate: \$117.0 million)

This provides the Community College with a new 172,856 gsf state-of-the-art Health Science and Biology building, including properly sized and equipped labs to meet the burgeoning need for workforce training in these areas. The impact on the operating budget is anticipated to be \$1 to \$2 million/yr.

Crofton Area HS (total cost estimate: \$134.8 million)

This project will provide for a new high school within the Crofton Area. This is the first new high school in Anne Arundel County since 1982. The impact on the operating budget is anticipated to be over \$3 million/yr.

Edgewater ES (total cost estimate: \$50.0 million)

This project provides for revitalization and an addition to Edgewater ES which was originally constructed in 1953, with addition/renovation in 1964 and 1985. The capacity of the school will increase by roughly 50%. The impact on the operating budget is anticipated at \$500,000 to \$1 million/yr.

Tyler Heights ES (total cost estimate: \$43.1 million)

This project provides for the revitalization and an addition to Tyler Heights ES which was originally constructed in 1962, with addition/renovation in 1970 and 1996. The school capacity will increase by roughly 25%. The impact on the operating budget is anticipated to be \$100,000 to \$500,000/yr.

Richard Henry Lee ES (total cost estimate: \$39.8 million)

This project provides for the revitalization and an addition to Richard Henry Lee ES which was originally constructed in 1972. The school capacity will increase by roughly 10%. The impact on the operating budget is anticipated to be \$100,000 to \$500,000/yr.

Old Mill West HS (total cost estimate: \$145.0 million)

This project will provide for a new high school within the Old Mill feeder zone. This new high school, along with another new high school in this feeder system for which design funds are programmed in FY25, will ultimately replace the existing Old Mill HS. The impact on the operating budget is anticipated to be \$1 to \$2 million/yr.

Broadneck Peninsula Trail (total cost estimate: \$18.4 million)

This Project provides for a paved multiuse trail running from Sandy Point State Park to the B & A Trail. The prior approved and FY20 funding is sufficient to complete the connection between College Parkway East and the B & A Trail. The impact on the operating budget is anticipated to be \$100,000 to \$500,000/yr.

Quiet Waters Retreat (total cost estimate: \$8.2 million)

This project provides for the acquisition of an approximately 19 acre parcel of property located on the South River and adjacent to the County's Quiet Waters Park. The impact on the operating budget is anticipated to be less than \$100,000/yr.

Public Safety Support (total cost estimate: \$7.6 million)

This project provides for the removal of the current mobile trailers utilized as Drug and DNA Crime Lab and Property Management, and to construct a new facility to house the Crime Lab, Evidence Collection and Forensic Firearms Lab. The impact on the operating budget is anticipated to \$100,000 to \$500,000/yr.

Millersville Park Tennis Ctr (total cost estimate: \$7.5 million)

This project provides for roads, parking, utilities, storm water management and outdoor courts related to a more comprehensive indoor - outdoor tennis facility at the 33 acre Millersville Park site on Millersville Road. The indoor courts and related support facilities will be designed and constructed by the Tennis Alliance of Anne Arundel County under a future lease agreement. The impact on the operating budget is anticipated to be \$100,000 to \$500,000/yr.

George Cromwell ES (total cost estimate: \$36.3 million)

The project will provide a revitalization and addition for George Cromwell ES which was originally constructed in 1964. The school capacity will increase by roughly 40%. The impact on the operating budget is anticipated to be \$500,000 to \$1 million/yr.

Project Class	Council Approved							
	Total	Prior	FY2020	FY2021	FY2022	FY2023	FY2024	FY2025
General County	\$359,501,089	\$198,104,889	\$18,359,200	\$37,975,000	\$29,509,000	\$24,583,000	\$27,411,000	\$23,559,000
Public Safety	\$234,271,555	\$103,306,555	\$11,849,000	\$46,841,000	\$38,475,000	\$4,625,000	\$18,150,000	\$11,025,000
Recreation & Parks	\$252,077,202	\$114,203,984	\$47,561,018	\$29,059,200	\$17,378,000	\$23,269,000	\$12,208,000	\$8,398,000
Roads & Bridges	\$507,998,511	\$205,336,872	\$34,167,639	\$75,503,000	\$77,814,000	\$46,431,000	\$30,285,000	\$38,461,000
Traffic Control	\$39,985,414	\$18,785,414	\$3,460,000	\$3,900,000	\$3,460,000	\$3,460,000	\$3,460,000	\$3,460,000
Dredging	\$30,273,931	\$15,565,931	\$3,708,000	\$2,200,000	\$2,200,000	\$2,200,000	\$2,200,000	\$2,200,000
Water Quality Improvements	\$14,757,607	\$14,757,607	\$0	\$0	\$0	\$0	\$0	\$0
Stormwater Runoff Controls	\$1,350,792	\$1,350,792	\$0	\$0	\$0	\$0	\$0	\$0
Special Benefit Districts	\$648,700	\$648,700	\$0	\$0	\$0	\$0	\$0	\$0
School Off-Site	\$2,491,000	\$991,000	\$250,000	\$250,000	\$250,000	\$250,000	\$250,000	\$250,000
Board of Education	\$2,112,802,213	\$1,288,512,213	\$161,933,000	\$174,765,000	\$217,705,000	\$126,978,000	\$77,802,000	\$65,107,000
Community College	\$175,197,000	\$69,973,000	\$49,194,000	\$33,981,000	\$2,180,000	\$4,072,000	\$9,836,000	\$5,961,000
Library	\$81,789,648	\$42,121,648	\$2,623,000	\$350,000	\$350,000	\$350,000	\$2,763,000	\$33,232,000
Sub-Total General County	\$3,813,144,663	\$2,073,658,606	\$333,104,857	\$404,824,200	\$389,321,000	\$236,218,000	\$184,365,000	\$191,653,000
Waste Management	\$78,250,756	\$48,384,756	\$20,566,000	\$1,440,000	\$1,440,000	\$1,440,000	\$1,440,000	\$3,540,000
Sub-Total Solid Waste	\$78,250,756	\$48,384,756	\$20,566,000	\$1,440,000	\$1,440,000	\$1,440,000	\$1,440,000	\$3,540,000
Wastewater	\$972,575,455	\$691,785,094	\$69,224,242	\$65,982,390	\$45,693,729	\$40,144,000	\$29,873,000	\$29,873,000
Water	\$543,398,236	\$287,835,531	\$54,671,420	\$79,393,285	\$46,261,000	\$27,404,000	\$27,359,000	\$20,474,000
Sub-Total Utility	\$1,515,973,691	\$979,620,625	\$123,895,662	\$145,375,675	\$91,954,729	\$67,548,000	\$57,232,000	\$50,347,000
Watershed Protection & Restor.	\$361,446,666	\$265,030,066	\$9,831,600	\$8,117,000	\$8,117,000	\$18,117,000	\$18,117,000	\$34,117,000
Sub-Total Watershed Protection	\$361,446,666	\$265,030,066	\$9,831,600	\$8,117,000	\$8,117,000	\$18,117,000	\$18,117,000	\$34,117,000
Grand-Total	\$5,768,815,775	\$3,366,694,052	\$487,398,119	\$559,756,875	\$490,832,729	\$323,323,000	\$261,154,000	\$279,657,000

Funding Source Summary

Council Approved

Project	Project Title	Total	Prior	FY2020	FY2021	FY2022	FY2023	FY2024	FY2025
General County									
Bonds									
	General County Bonds	\$1,991,436,959	\$1,118,039,059	\$145,731,700	\$174,879,200	\$164,139,000	\$144,907,000	\$110,127,000	\$133,614,000
	WPRF Bonds	\$43,000	\$43,000	\$0	\$0	\$0	\$0	\$0	\$0
	IPA Bonds	\$0	\$0	\$0	\$0	\$0	\$0	\$0	\$0
	Hwy Impact Fee Bonds Dist 1	\$21,000	\$21,000	\$0	\$0	\$0	\$0	\$0	\$0
	Hwy Impact Fee Bonds Dist 3	\$561,000	\$561,000	\$0	\$0	\$0	\$0	\$0	\$0
	Hwy Impact Fee Bonds Dist 5	\$206,000	\$206,000	\$0	\$0	\$0	\$0	\$0	\$0
	PPI Fund Bonds	\$250,000,000	\$0	\$0	\$100,000,000	\$135,000,000	\$15,000,000	\$0	\$0
	Bonds	\$2,242,267,959	\$1,118,870,059	\$145,731,700	\$274,879,200	\$299,139,000	\$159,907,000	\$110,127,000	\$133,614,000
PayGo									
	Enterprise PayGo	\$7,383,000	\$4,572,000	\$628,000	\$530,000	\$470,000	\$383,000	\$400,000	\$400,000
	Solid Wst Mgmt PayGo	\$1,811,000	\$1,102,000	\$159,000	\$133,000	\$117,000	\$100,000	\$100,000	\$100,000
	General Fund PayGo	\$204,550,725	\$144,625,725	\$35,000,000	\$4,885,000	\$5,010,000	\$5,010,000	\$5,010,000	\$5,010,000
	Bd of Ed PayGo	\$1,011,700	\$1,011,700	\$0	\$0	\$0	\$0	\$0	\$0
	Community College Pay Go	\$1,745,000	\$1,745,000	\$0	\$0	\$0	\$0	\$0	\$0
	PayGo	\$216,501,425	\$153,056,425	\$35,787,000	\$5,548,000	\$5,597,000	\$5,493,000	\$5,510,000	\$5,510,000
Impact Fees									
	Hwy Impact Fees Dist 1	\$13,094,000	\$16,859,000	(\$5,765,000)	\$2,000,000	\$0	\$0	\$0	\$0
	Hwy Impact Fees Dist 2	\$14,943,000	\$6,976,000	(\$2,435,000)	\$3,702,000	\$5,300,000	\$700,000	\$700,000	\$0
	Hwy Impact Fees Dist 3	\$5,928,750	\$2,809,750	\$3,119,000	\$0	\$0	\$0	\$0	\$0
	Hwy Impact Fees Dist 4	\$25,970,000	\$23,458,000	(\$458,000)	\$3,770,000	(\$400,000)	(\$400,000)	\$0	\$0
	Hwy Impact Fees Dist 5	\$7,421,000	\$6,521,000	\$200,000	\$300,000	\$200,000	\$200,000	\$0	\$0
	Hwy Impact Fees Dist 6	\$11,150,000	\$7,100,000	\$2,650,000	\$600,000	\$400,000	\$400,000	\$0	\$0
	Impact Fees - Ed	\$0	\$0	\$0	\$0	\$0	\$0	\$0	\$0
	Ed Impact Fees Dist 1	\$63,963,500	\$41,113,500	\$11,100,000	\$3,850,000	\$2,900,000	\$2,500,000	\$2,500,000	\$0
	Ed Impact Fees Dist 2	\$7,592,600	\$4,242,600	\$2,350,000	\$350,000	\$300,000	\$350,000	\$0	\$0
	Ed Impact Fees Dist 3	\$34,254,700	\$21,054,700	\$0	\$3,493,000	\$6,907,000	\$1,400,000	\$1,400,000	\$0
	Ed Impact Fees Dist 4	\$945,800	\$945,800	\$0	\$0	\$0	\$0	\$0	\$0
	Ed Impact Fees Dist 5	\$7,614,700	\$5,114,700	\$900,000	\$400,000	\$400,000	\$400,000	\$400,000	\$0
	Ed Impact Fees Dist 6	\$12,783,000	\$9,483,000	\$1,300,000	\$500,000	\$500,000	\$500,000	\$500,000	\$0
	Ed Impact Fees Dist 7	\$1,297,500	\$1,047,500	\$250,000	\$0	\$0	\$0	\$0	\$0
	Public Safety Impact Fees	\$5,770,000	\$3,070,000	\$500,000	\$1,250,000	\$350,000	\$300,000	\$300,000	\$0
	Impact Fees	\$212,728,550	\$149,795,550	\$13,711,000	\$20,215,000	\$16,857,000	\$6,350,000	\$5,800,000	\$0
Grants & Aid									
	Fed Bridge Repair Prgm	\$7,281,000	\$5,098,000	\$689,000	\$661,000	\$833,000	\$0	\$0	\$0
	Other Fed Grants	\$115,914,617	\$110,818,978	(\$504,361)	\$0	\$2,200,000	\$2,000,000	\$1,400,000	\$0
	POS - Acquisition	\$30,294,539	\$12,298,439	\$3,112,100	\$2,084,000	\$3,200,000	\$3,200,000	\$3,200,000	\$3,200,000

Funding Source Summary							Council Approved		
Project	Project Title	Total	Prior	FY2020	FY2021	FY2022	FY2023	FY2024	FY2025
	POS - Development	\$25,137,310	\$7,113,310	\$5,936,000	\$3,088,000	\$3,000,000	\$3,000,000	\$3,000,000	\$0
	MDE Erosion & Water Qlty	\$82,000	\$82,000	\$0	\$0	\$0	\$0	\$0	\$0
	MD Waterway Improvement	\$11,719,826	\$5,265,426	\$1,454,400	\$1,000,000	\$1,000,000	\$1,000,000	\$1,000,000	\$1,000,000
	Maryland Higher Education	\$65,951,000	\$9,020,000	\$22,657,000	\$26,151,000	\$115,000	\$1,560,000	\$3,943,000	\$2,505,000
	Inter-Agency Committee	\$516,578,054	\$275,533,054	\$37,715,000	\$41,953,000	\$39,520,000	\$44,338,000	\$40,615,000	\$36,904,000
	Other State Grants	\$98,167,154	\$49,097,136	\$11,990,018	\$6,190,000	\$13,990,000	\$5,500,000	\$5,900,000	\$5,500,000
	Grants & Aid	\$871,125,500	\$474,326,343	\$83,049,157	\$81,127,000	\$63,858,000	\$60,598,000	\$59,058,000	\$49,109,000
	Other								
	Developer Contribution	\$25,965,901	\$14,105,901	\$4,360,000	\$1,500,000	\$1,500,000	\$1,500,000	\$1,500,000	\$1,500,000
	Other Funding Sources	\$7,039,700	\$7,039,700	\$0	\$0	\$0	\$0	\$0	\$0
	Miscellaneous	\$22,850,899	\$14,681,899	\$3,634,000	\$4,255,000	\$70,000	\$70,000	\$70,000	\$70,000
	E-rate Reimbursement	\$0	\$0	\$0	\$0	\$0	\$0	\$0	\$0
	Bond Premium	\$171,996,000	\$113,165,000	\$43,831,000	\$15,000,000	\$0	\$0	\$0	\$0
	Video Lottery Impact Aid	\$25,837,316	\$22,136,316	\$1,201,000	\$500,000	\$500,000	\$500,000	\$500,000	\$500,000
	Special Fees	\$440,000	\$440,000	\$0	\$0	\$0	\$0	\$0	\$0
	Cable Fees	\$16,390,686	\$6,040,686	\$1,800,000	\$1,800,000	\$1,800,000	\$1,800,000	\$1,800,000	\$1,350,000
	Natl. Bus Park Tax Dist	\$728	\$728	\$0	\$0	\$0	\$0	\$0	\$0
	Other	\$270,521,230	\$177,610,230	\$54,826,000	\$23,055,000	\$3,870,000	\$3,870,000	\$3,870,000	\$3,420,000
	General County	\$3,813,144,663	\$2,073,658,606	\$333,104,857	\$404,824,200	\$389,321,000	\$236,218,000	\$184,365,000	\$191,653,000
	Solid Waste								
	Bonds								
	Solid Waste Bonds	\$53,414,861	\$27,764,861	\$19,125,000	\$885,000	\$885,000	\$885,000	\$885,000	\$2,985,000
	Bonds	\$53,414,861	\$27,764,861	\$19,125,000	\$885,000	\$885,000	\$885,000	\$885,000	\$2,985,000
	PayGo								
	Solid Wst Mgmt PayGo	\$6,417,894	\$2,401,894	\$1,241,000	\$555,000	\$555,000	\$555,000	\$555,000	\$555,000
	SW Financial Assurance PayGo	\$15,722,000	\$15,522,000	\$200,000	\$0	\$0	\$0	\$0	\$0
	General Fund PayGo	\$0	\$0	\$0	\$0	\$0	\$0	\$0	\$0
	PayGo	\$22,139,894	\$17,923,894	\$1,441,000	\$555,000	\$555,000	\$555,000	\$555,000	\$555,000
	Other								
	Miscellaneous	\$750,000	\$750,000	\$0	\$0	\$0	\$0	\$0	\$0
	Bond Premium	\$1,946,000	\$1,946,000	\$0	\$0	\$0	\$0	\$0	\$0
	Other	\$2,696,000	\$2,696,000	\$0	\$0	\$0	\$0	\$0	\$0
	Solid Waste	\$78,250,756	\$48,384,756	\$20,566,000	\$1,440,000	\$1,440,000	\$1,440,000	\$1,440,000	\$3,540,000

Funding Source Summary		Council Approved							
Project	Project Title	Total	Prior	FY2020	FY2021	FY2022	FY2023	FY2024	FY2025
Utility									
Bonds									
	Water Bonds	\$467,449,739	\$251,524,034	\$49,412,420	\$73,911,285	\$39,185,000	\$20,218,000	\$20,165,000	\$13,034,000
	WasteWater Bonds	\$715,230,923	\$498,314,562	\$42,509,242	\$57,335,390	\$38,399,729	\$32,968,000	\$22,752,000	\$22,952,000
	Bonds	\$1,182,680,663	\$749,838,597	\$91,921,662	\$131,246,675	\$77,584,729	\$53,186,000	\$42,917,000	\$35,986,000
PayGo									
	WasteWater PayGo	\$82,895,244	\$39,392,244	\$10,344,000	\$7,847,000	\$6,494,000	\$6,376,000	\$6,321,000	\$6,121,000
	Water PayGo	\$68,935,921	\$26,598,921	\$3,959,000	\$6,282,000	\$7,876,000	\$7,986,000	\$7,994,000	\$8,240,000
	PayGo	\$151,831,165	\$65,991,165	\$14,303,000	\$14,129,000	\$14,370,000	\$14,362,000	\$14,315,000	\$14,361,000
Grants & Aid									
	Other Fed Grants	\$3,074,613	\$3,074,613	\$0	\$0	\$0	\$0	\$0	\$0
	Other State Grants	\$121,653,618	\$118,272,618	\$3,381,000	\$0	\$0	\$0	\$0	\$0
	Grants & Aid	\$124,728,231	\$121,347,231	\$3,381,000	\$0	\$0	\$0	\$0	\$0
Other									
	Developer Contribution	\$3,428,635	\$3,428,635	\$0	\$0	\$0	\$0	\$0	\$0
	Miscellaneous	\$2,522,000	\$2,522,000	\$0	\$0	\$0	\$0	\$0	\$0
	Project Reimbursement	\$4,000,000	\$4,000,000	\$0	\$0	\$0	\$0	\$0	\$0
	Bond Premium	\$46,783,000	\$32,493,000	\$14,290,000	\$0	\$0	\$0	\$0	\$0
	User Connections	(\$3)	(\$3)	\$0	\$0	\$0	\$0	\$0	\$0
	Other	\$56,733,632	\$42,443,632	\$14,290,000	\$0	\$0	\$0	\$0	\$0
	Utility	\$1,515,973,691	\$979,620,625	\$123,895,662	\$145,375,675	\$91,954,729	\$67,548,000	\$57,232,000	\$50,347,000
Watershed Protection									
Bonds									
	WPRF Bonds	\$350,569,666	\$255,874,066	\$8,110,600	\$8,117,000	\$8,117,000	\$18,117,000	\$18,117,000	\$34,117,000
	Bonds	\$350,569,666	\$255,874,066	\$8,110,600	\$8,117,000	\$8,117,000	\$18,117,000	\$18,117,000	\$34,117,000
Grants & Aid									
	Other State Grants	\$4,566,000	\$2,845,000	\$1,721,000	\$0	\$0	\$0	\$0	\$0
	Grants & Aid	\$4,566,000	\$2,845,000	\$1,721,000	\$0	\$0	\$0	\$0	\$0
Other									
	Miscellaneous	\$0	\$0	\$0	\$0	\$0	\$0	\$0	\$0
	Project Reimbursement	\$1,000,000	\$1,000,000	\$0	\$0	\$0	\$0	\$0	\$0
	Bond Premium	\$5,311,000	\$5,311,000	\$0	\$0	\$0	\$0	\$0	\$0
	Other	\$6,311,000	\$6,311,000	\$0	\$0	\$0	\$0	\$0	\$0
	Watershed Protection	\$361,446,666	\$265,030,066	\$9,831,600	\$8,117,000	\$8,117,000	\$18,117,000	\$18,117,000	\$34,117,000
	Grand-Total	\$5,768,815,775	\$3,366,694,052	\$487,398,119	\$559,756,875	\$490,832,729	\$323,323,000	\$261,154,000	\$279,657,000

**Appendix
Capital Budget and Program**

**FY2020 Approved Budget
Anne Arundel County, Maryland**

Project Class Summary - Project Listing

Council Approved

Project	Project Title	Total	Prior	FY2020	FY2021	FY2022	FY2023	FY2024	FY2025
Project Class: General County									
C106700	Advance Land Acquisition	\$32,045,512	\$42,045,512	(\$10,000,000)	\$0	\$0	\$0	\$0	\$0
C206500	Demo Bldg Code/Health	\$1,436,781	\$236,781	\$200,000	\$200,000	\$200,000	\$200,000	\$200,000	\$200,000
C343500	Chg Agst GC Closed Projects	\$16,991	\$16,991	\$0	\$0	\$0	\$0	\$0	\$0
C437000	Undrgrd Storage Tank Repl	\$6,913,803	\$7,013,803	(\$600,000)	\$100,000	\$100,000	\$100,000	\$100,000	\$100,000
C443400	Agricultural Preservation Prgm	\$14,277,279	\$3,427,279	\$0	\$2,170,000	\$2,170,000	\$2,170,000	\$2,170,000	\$2,170,000
C443500	Facility Renov/Reloc	\$7,728,373	\$3,828,373	\$650,000	\$650,000	\$650,000	\$650,000	\$650,000	\$650,000
C452000	Gen Co Program Mangmnt	\$1,750,000	\$1,750,000	\$0	\$0	\$0	\$0	\$0	\$0
C452100	Gen Co Project Plan	\$395,490	\$245,490	\$150,000	\$0	\$0	\$0	\$0	\$0
C500700	Arundel Center Renovation	\$1,118,048	\$1,118,048	\$0	\$0	\$0	\$0	\$0	\$0
C501100	Failed Sewage&Private Well Fnd	\$1,450,000	\$910,000	\$90,000	\$90,000	\$90,000	\$90,000	\$90,000	\$90,000
C519600	Information Technology Enhance	\$97,279,911	\$51,249,911	\$7,737,000	\$9,887,000	\$8,516,000	\$6,807,000	\$6,674,000	\$6,409,000
C531200	Reforest Prgm-Land Acquistion	\$2,000,935	\$2,000,935	\$0	\$0	\$0	\$0	\$0	\$0
C537500	CATV PEG	\$6,040,686	\$2,440,686	\$600,000	\$600,000	\$600,000	\$600,000	\$600,000	\$600,000
C537700	Septic System Enhancements	\$27,175,691	\$7,375,691	\$3,300,000	\$3,300,000	\$3,300,000	\$3,300,000	\$3,300,000	\$3,300,000
C537800	County Facilities & Sys Upgrad	\$54,525,642	\$20,696,642	\$7,379,000	\$5,290,000	\$5,290,000	\$5,290,000	\$5,290,000	\$5,290,000
C543800	Rural Legacy Program	\$1,529,004	\$2,860,804	(\$1,331,800)	\$0	\$0	\$0	\$0	\$0
C548800	Roads Ops Facility	\$8,942	\$8,942	\$0	\$0	\$0	\$0	\$0	\$0
C549500	Bd of Education Overhead	\$28,000,000	\$4,000,000	\$4,000,000	\$4,000,000	\$4,000,000	\$4,000,000	\$4,000,000	\$4,000,000
C560500	Rock Creek Aerator	\$1,879,000	\$1,879,000	\$0	\$0	\$0	\$0	\$0	\$0
C562300	Carwash Fac Comp/Equip	\$651,000	\$793,000	(\$142,000)	\$0	\$0	\$0	\$0	\$0
C562400	Add'l Salt Storage Capacity	\$3,736,000	\$1,261,000	\$775,000	\$0	\$850,000	\$0	\$850,000	\$0
C565400	Fiber Network	\$18,095,000	\$13,139,000	\$1,668,000	\$1,018,000	\$20,000	\$750,000	\$750,000	\$750,000
C565500	Odenton MARC TOD Dev Ph 1 &	\$19,100,000	\$19,100,000	\$0	\$0	\$0	\$0	\$0	\$0
C565900	Maryland Hall	\$1,150,000	\$900,000	\$250,000	\$0	\$0	\$0	\$0	\$0
C568400	Brooklyn Park Sr Ctr Expansion	\$1,692,000	\$1,692,000	\$0	\$0	\$0	\$0	\$0	\$0
C568500	Reese Rd Community Health Ctr	\$2,707,000	\$2,707,000	\$0	\$0	\$0	\$0	\$0	\$0
C571700	Parking Garages Repair/Renov	\$1,785,000	\$1,083,000	\$702,000	\$0	\$0	\$0	\$0	\$0
C571800	Millersville Garage Renovation	\$2,363,000	\$0	\$0	\$0	\$0	\$126,000	\$2,237,000	\$0

**Appendix
Capital Budget and Program**

**FY2020 Approved Budget
Anne Arundel County, Maryland**

Project Class Summary - Project Listing

Council Approved

Project	Project Title	Total	Prior	FY2020	FY2021	FY2022	FY2023	FY2024	FY2025
C571900	Fire Equip Maint Facility	\$11,812,000	\$0	\$919,000	\$8,170,000	\$2,723,000	\$0	\$0	\$0
C572000	YWCA Domestic Violence Project	\$475,000	\$375,000	\$100,000	\$0	\$0	\$0	\$0	\$0
C572100	Chesapk Cntr for Creative Arts	\$600,000	\$400,000	\$200,000	\$0	\$0	\$0	\$0	\$0
C572200	Woods Community Center	\$100,000	\$100,000	\$0	\$0	\$0	\$0	\$0	\$0
C572400	London Town Foundation	\$250,000	\$250,000	\$0	\$0	\$0	\$0	\$0	\$0
C574100	Monarch Academy School	\$500,000	\$500,000	\$0	\$0	\$0	\$0	\$0	\$0
C574200	Chesapeake Sci Pt School	\$150,000	\$150,000	\$0	\$0	\$0	\$0	\$0	\$0
C574300	Samaritan House	\$250,000	\$250,000	\$0	\$0	\$0	\$0	\$0	\$0
C574400	Balt Wash Medical Ctr	\$2,000,000	\$500,000	\$500,000	\$500,000	\$500,000	\$0	\$0	\$0
C574500	Chesapeake HS Turf Field	\$1,800,000	\$1,800,000	\$0	\$0	\$0	\$0	\$0	\$0
C574700	School Security Upgrades	\$0	\$0	\$0	\$0	\$0	\$0	\$0	\$0
C577600	AA Medical Ctr	\$2,500,000	\$0	\$500,000	\$500,000	\$500,000	\$500,000	\$500,000	\$0
C577700	Chrysalis House	\$500,000	\$0	\$500,000	\$0	\$0	\$0	\$0	\$0
C577800	Fairgrounds Board	\$150,000	\$0	\$150,000	\$0	\$0	\$0	\$0	\$0
C577900	Ralph Bunche Comm. Ctr.	\$63,000	\$0	\$63,000	\$0	\$0	\$0	\$0	\$0
C579600	Arundel HS Turf Field	\$1,500,000	\$0	\$0	\$1,500,000	\$0	\$0	\$0	\$0
Total General County		\$359,501,089	\$198,104,889	\$18,359,200	\$37,975,000	\$29,509,000	\$24,583,000	\$27,411,000	\$23,559,000

**Appendix
Capital Budget and Program**

**FY2020 Approved Budget
Anne Arundel County, Maryland**

Project Class Summary - Project Listing

Council Approved

Project	Project Title	Total	Prior	FY2020	FY2021	FY2022	FY2023	FY2024	FY2025
Project Class: Public Safety									
F346500	Chg Agst F & P Clsd Proj	\$23,620	\$23,620	\$0	\$0	\$0	\$0	\$0	\$0
F441500	Rep/Ren Volunteer FS	\$1,055,576	\$280,576	\$25,000	\$150,000	\$150,000	\$150,000	\$150,000	\$150,000
F460700	Fire/Police Project Plan	\$240,607	\$240,607	\$0	\$0	\$0	\$0	\$0	\$0
F536700	Detention Center Renovations	\$2,562,667	\$1,062,667	\$250,000	\$250,000	\$250,000	\$250,000	\$250,000	\$250,000
F543900	Fire Suppression Tanks	\$3,141,205	\$1,325,205	\$125,000	\$1,191,000	\$125,000	\$125,000	\$125,000	\$125,000
F545800	Lake Shore Fire Station	\$6,032,578	\$6,032,578	\$0	\$0	\$0	\$0	\$0	\$0
F547600	Det Center Fire Alarms	\$1,009,583	\$1,100,583	(\$91,000)	\$0	\$0	\$0	\$0	\$0
F560700	Public Safety Radio Sys Upg	\$60,077,727	\$32,852,727	\$1,000,000	\$18,050,000	\$2,450,000	\$3,600,000	\$2,125,000	\$0
F563000	Police Training Academy	\$18,749,000	\$18,749,000	\$0	\$0	\$0	\$0	\$0	\$0
F563100	Herald Harbor Fire Station	\$7,660,000	\$960,000	\$0	\$6,700,000	\$0	\$0	\$0	\$0
F563200	Harmans Dorsey Fire Station	\$1,878,000	\$1,878,000	\$0	\$0	\$0	\$0	\$0	\$0
F563300	Jacobsville Fire Station	\$8,302,992	\$6,202,992	\$2,100,000	\$0	\$0	\$0	\$0	\$0
F563500	Galesville Fire Station	\$6,775,000	\$6,775,000	\$0	\$0	\$0	\$0	\$0	\$0
F566300	South Glen Burnie Fire Station	\$1,835,000	\$1,835,000	\$0	\$0	\$0	\$0	\$0	\$0
F566400	Central Holding and Processing	\$12,257,000	\$11,757,000	\$500,000	\$0	\$0	\$0	\$0	\$0
F569200	JRDC Security Controls	\$1,180,000	\$1,180,000	\$0	\$0	\$0	\$0	\$0	\$0
F572800	New Police C.I.D. Facility	\$9,890,000	\$9,490,000	\$400,000	\$0	\$0	\$0	\$0	\$0
F572900	Fire Station Program	\$12,500,000	\$0	\$0	\$500,000	\$5,500,000	\$500,000	\$5,500,000	\$500,000
F573000	Woodland Beach Vol FS Reloc	\$1,000,000	\$1,000,000	\$0	\$0	\$0	\$0	\$0	\$0
F575100	PUBLIC SAFETY SUPPORT	\$7,573,000	\$561,000	\$7,012,000	\$0	\$0	\$0	\$0	\$0
F575200	West County Fueling Station	\$0	\$0	\$0	\$0	\$0	\$0	\$0	\$0
F578200	ORCC Security Systems	\$528,000	\$0	\$528,000	\$0	\$0	\$0	\$0	\$0
F578300	Police & Fire Placeholder	\$70,000,000	\$0	\$0	\$20,000,000	\$30,000,000	\$0	\$10,000,000	\$10,000,000
Total Public Safety		\$234,271,555	\$103,306,555	\$11,849,000	\$46,841,000	\$38,475,000	\$4,625,000	\$18,150,000	\$11,025,000

**Appendix
Capital Budget and Program**

**FY2020 Approved Budget
Anne Arundel County, Maryland**

Project Class Summary - Project Listing

Council Approved

Project	Project Title	Total	Prior	FY2020	FY2021	FY2022	FY2023	FY2024	FY2025
Project Class: Recreation & Parks									
P346100	Chg Agst R & P Clsd Projects	\$20,736	\$20,736	\$0	\$0	\$0	\$0	\$0	\$0
P372000	South Shore Trail	\$22,513,660	\$13,227,660	(\$7,335,000)	\$755,000	\$8,560,000	\$7,306,000	\$0	\$0
P393600	WB & A Trail	\$9,145,236	\$9,145,236	\$0	\$0	\$0	\$0	\$0	\$0
P400200	Greenways, Parkland&OpenSpace	\$26,469,393	\$9,603,175	\$554,018	\$2,200,200	\$3,528,000	\$3,528,000	\$3,528,000	\$3,528,000
P445800	Facility Lighting	\$7,394,501	\$2,614,501	\$1,245,000	\$415,000	\$780,000	\$780,000	\$780,000	\$780,000
P452500	R & P Project Plan	\$2,013,648	\$1,582,648	\$431,000	\$0	\$0	\$0	\$0	\$0
P457000	School Outdoor Rec Facilities	\$2,640,496	\$678,496	\$327,000	\$327,000	\$327,000	\$327,000	\$327,000	\$327,000
P468700	Shoreline Erosion Contrl	\$12,961,848	\$5,247,848	\$2,047,000	\$4,302,000	\$420,000	\$525,000	\$420,000	\$0
P479800	Park Renovation	\$30,584,445	\$11,914,445	\$3,945,000	\$2,945,000	\$2,945,000	\$2,945,000	\$2,945,000	\$2,945,000
P482400	Hancocks Hist. Site	\$3,485,083	\$2,344,083	\$1,141,000	\$0	\$0	\$0	\$0	\$0
P504100	Broadneck Peninsula Trail	\$18,435,669	\$5,695,669	\$9,350,000	\$0	\$0	\$0	\$3,390,000	\$0
P509000	Peninsula Park Expansion	\$787,478	\$787,478	\$0	\$0	\$0	\$0	\$0	\$0
P509100	Facility Irrigation	\$2,301,839	\$801,839	\$250,000	\$250,000	\$250,000	\$250,000	\$250,000	\$250,000
P535900	Fort Smallwood Park	\$21,366,934	\$7,197,934	\$276,000	\$6,853,000	\$0	\$7,040,000	\$0	\$0
P544100	Dairy Farm	\$994,213	\$994,213	\$0	\$0	\$0	\$0	\$0	\$0
P561500	Looper Park Improvements	\$4,090,000	\$4,090,000	\$0	\$0	\$0	\$0	\$0	\$0
P561600	Arundel Swim Center Reno	\$4,924,000	\$2,278,000	\$1,104,000	\$1,542,000	\$0	\$0	\$0	\$0
P561700	Turf Fields in Regional Parks	\$6,302,018	\$5,389,018	\$0	\$913,000	\$0	\$0	\$0	\$0
P564900	B&A Ranger Station Rehab	\$996,200	\$996,200	\$0	\$0	\$0	\$0	\$0	\$0
P565100	Northwest Area Park Imprv	\$2,588,092	\$1,887,092	\$701,000	\$0	\$0	\$0	\$0	\$0
P565200	Matthewstown-Harmans Park Impr	\$3,800,000	\$3,800,000	\$0	\$0	\$0	\$0	\$0	\$0
P567100	Millersville Park Tennis Ctr	\$7,520,000	\$990,000	\$6,530,000	\$0	\$0	\$0	\$0	\$0
P567200	Downs Park Improvements	\$598,442	\$598,442	\$0	\$0	\$0	\$0	\$0	\$0
P567300	B & A Trail Resurfacing	\$726,908	\$726,908	\$0	\$0	\$0	\$0	\$0	\$0
P567400	Water Access Facilities	\$3,094,889	\$1,486,889	\$268,000	\$268,000	\$268,000	\$268,000	\$268,000	\$268,000
P567500	Boat Ramp Development	\$3,356,474	\$3,356,474	\$0	\$0	\$0	\$0	\$0	\$0
P570000	N. Arundel Swim Ctr Improve	\$1,011,000	\$1,011,000	\$0	\$0	\$0	\$0	\$0	\$0

**Appendix
Capital Budget and Program**

**FY2020 Approved Budget
Anne Arundel County, Maryland**

Project Class Summary - Project Listing

Council Approved

Project	Project Title	Total	Prior	FY2020	FY2021	FY2022	FY2023	FY2024	FY2025
P570100	Randazzo Athletic Fields	\$4,245,000	\$3,720,000	\$525,000	\$0	\$0	\$0	\$0	\$0
P570200	Eisenhower Golf Course	\$9,589,000	\$8,834,000	\$755,000	\$0	\$0	\$0	\$0	\$0
P570300	Beverly Triton Nature Park	\$5,992,000	\$1,337,000	\$4,655,000	\$0	\$0	\$0	\$0	\$0
P573200	Hot Sox Park Improvements	\$2,583,000	\$204,000	\$2,379,000	\$0	\$0	\$0	\$0	\$0
P573300	Carrs Wharf Pier	\$778,000	\$119,000	\$659,000	\$0	\$0	\$0	\$0	\$0
P573400	Downs Park Amphitheater	\$695,000	\$485,000	\$210,000	\$0	\$0	\$0	\$0	\$0
P576200	ODENTON PARK IMPROVEMEN	\$4,580,000	\$284,000	\$4,296,000	\$0	\$0	\$0	\$0	\$0
P576300	GLEN BURNIE ICE RINK	\$823,000	\$191,000	\$632,000	\$0	\$0	\$0	\$0	\$0
P576400	LONDON TOWN PARKING EXP.	\$862,000	\$132,000	\$730,000	\$0	\$0	\$0	\$0	\$0
P576500	BROOKLYN PARK COMPLEX	\$6,435,000	\$432,000	\$2,250,000	\$3,753,000	\$0	\$0	\$0	\$0
P578900	Trail Resurfacing	\$2,772,000	\$0	\$911,000	\$661,000	\$300,000	\$300,000	\$300,000	\$300,000
P579000	Brooklyn Heights Teen Center	\$4,125,000	\$0	\$250,000	\$3,875,000	\$0	\$0	\$0	\$0
P579800	Quiet Waters Retreat	\$8,175,000	\$0	\$8,175,000	\$0	\$0	\$0	\$0	\$0
P579900	West County Swim Center	\$300,000	\$0	\$300,000	\$0	\$0	\$0	\$0	\$0
Total Recreation & Parks		\$252,077,202	\$114,203,984	\$47,561,018	\$29,059,200	\$17,378,000	\$23,269,000	\$12,208,000	\$8,398,000

**Appendix
Capital Budget and Program**

**FY2020 Approved Budget
Anne Arundel County, Maryland**

Project Class Summary - Project Listing

Council Approved

Project	Project Title	Total	Prior	FY2020	FY2021	FY2022	FY2023	FY2024	FY2025
Project Class: Roads & Bridges									
H161200	Road Agreement W/T Devlpr	\$2,647,205	\$2,647,205	\$0	\$0	\$0	\$0	\$0	\$0
H346600	Chg Agst R & B Clsd Projects	\$57,541	\$57,541	\$0	\$0	\$0	\$0	\$0	\$0
H371200	Town Cntr To Reece Rd	\$508,000	\$245,000	\$263,000	\$0	\$0	\$0	\$0	\$0
H461000	Cap St Claire Rd Wide	\$4,488,000	\$4,488,000	\$0	\$0	\$0	\$0	\$0	\$0
H474600	Chesapeake Center Drive	\$4,884,000	\$4,484,000	\$400,000	\$0	\$0	\$0	\$0	\$0
H478600	Road Resurfacing	\$124,274,040	\$42,224,040	\$13,675,000	\$13,675,000	\$13,675,000	\$13,675,000	\$13,675,000	\$13,675,000
H478700	Mjr Bridge Rehab (MBR)	\$6,281,736	\$2,081,736	\$700,000	\$700,000	\$700,000	\$700,000	\$700,000	\$700,000
H478800	Hwy Sfty Improv (HSI) - Paren	\$6,301,763	\$2,401,763	\$650,000	\$650,000	\$650,000	\$650,000	\$650,000	\$650,000
H478900	Rd Reconstruction	\$117,244,811	\$51,331,172	\$10,913,639	\$11,000,000	\$11,000,000	\$11,000,000	\$11,000,000	\$11,000,000
H479000	Masonry Reconstruction	\$8,356,230	\$2,356,230	\$1,000,000	\$1,000,000	\$1,000,000	\$1,000,000	\$1,000,000	\$1,000,000
H508400	Sidewalk/Bikeway Fund	\$4,357,060	\$1,357,060	\$500,000	\$500,000	\$500,000	\$500,000	\$500,000	\$500,000
H510000	Catherine Avenue Widening	\$1,104,000	\$1,406,000	(\$302,000)	\$0	\$0	\$0	\$0	\$0
H512800	MD 214 @ MD 468 Impr	\$7,766,000	\$8,232,000	(\$466,000)	\$0	\$0	\$0	\$0	\$0
H525700	Pasadena Rd Improvements	\$4,108,408	\$3,793,408	\$315,000	\$0	\$0	\$0	\$0	\$0
H529700	Riva Rd at Gov Bridge Rd	\$4,932,750	\$4,336,750	\$596,000	\$0	\$0	\$0	\$0	\$0
H534900	Mgthy Bridge Rd Brdg/Mgthy Riv	\$4,710,000	\$3,656,000	\$1,054,000	\$0	\$0	\$0	\$0	\$0
H535000	Chstrfld Rd Brdg/Bacon Rdge Br	\$1,261,000	\$1,334,000	(\$73,000)	\$0	\$0	\$0	\$0	\$0
H535100	Harwood Rd Brdg/Stocketts Run	\$2,532,000	\$2,172,000	\$360,000	\$0	\$0	\$0	\$0	\$0
H535200	Furnace Ave Brdg/Deep Run	\$1,613,000	\$1,613,000	\$0	\$0	\$0	\$0	\$0	\$0
H539600	Trans Facility Planning	\$2,901,748	\$1,101,748	\$300,000	\$300,000	\$300,000	\$300,000	\$300,000	\$300,000
H545900	R & B Project Plan	\$682,535	\$682,535	\$0	\$0	\$0	\$0	\$0	\$0
H546000	Wayson Rd/Davidsonville	\$2,238,000	\$1,953,000	\$285,000	\$0	\$0	\$0	\$0	\$0
H547800	Brock Bridge/MD 198	\$4,875,000	\$3,815,000	\$1,060,000	\$0	\$0	\$0	\$0	\$0
H561000	O'Connor Rd / Deep Run	\$1,379,000	\$172,000	\$97,000	\$1,110,000	\$0	\$0	\$0	\$0
H561100	Polling House/Rock Branch	\$1,223,000	\$0	\$46,000	\$64,000	\$1,113,000	\$0	\$0	\$0
H561200	Riva Bridge Pile Repairs	\$1,681,000	\$1,681,000	\$0	\$0	\$0	\$0	\$0	\$0
H563700	Ped Improvement - SHA	\$2,504,445	\$1,249,445	\$5,000	\$250,000	\$250,000	\$250,000	\$250,000	\$250,000

**Appendix
Capital Budget and Program**

**FY2020 Approved Budget
Anne Arundel County, Maryland**

Project Class Summary - Project Listing

Council Approved

Project	Project Title	Total	Prior	FY2020	FY2021	FY2022	FY2023	FY2024	FY2025
H563800	Odenton Grid Streets	\$11,384,000	\$13,795,000	(\$2,411,000)	\$0	\$0	\$0	\$0	\$0
H563900	AACC B&A Connector	\$1,090,592	\$1,038,592	\$52,000	\$0	\$0	\$0	\$0	\$0
H564000	Severn-Harman Ped Net	\$6,319,410	\$6,319,410	\$0	\$0	\$0	\$0	\$0	\$0
H564100	Arundel Mills LDC Roads	\$4,434,814	\$1,434,814	\$500,000	\$500,000	\$500,000	\$500,000	\$500,000	\$500,000
H566600	ADA ROW Compliance	\$7,505,423	\$1,505,423	\$1,000,000	\$1,000,000	\$1,000,000	\$1,000,000	\$1,000,000	\$1,000,000
H566700	Hanover Road Corridor Imprv	\$6,180,000	\$10,146,000	(\$3,966,000)	\$0	\$0	\$0	\$0	\$0
H566800	McKendree Rd/Lyons Creek	\$1,202,000	\$1,202,000	\$0	\$0	\$0	\$0	\$0	\$0
H566900	Tanyard Springs Ln Ext	\$1,063,000	\$1,465,000	(\$402,000)	\$0	\$0	\$0	\$0	\$0
H569400	Mt. Rd Corridor Revita. Ph 1	\$22,838,000	\$2,560,000	\$0	\$3,702,000	\$16,576,000	\$0	\$0	\$0
H569500	Gov Bridge Over Pax River	\$946,000	\$946,000	\$0	\$0	\$0	\$0	\$0	\$0
H569600	Monterey Avenue Sidewalk	\$1,302,000	\$1,302,000	\$0	\$0	\$0	\$0	\$0	\$0
H573100	Race Road - Jessup Village	\$19,070,000	\$11,697,000	\$3,003,000	\$4,370,000	\$0	\$0	\$0	\$0
H575300	BROCK BRDG/LTL PATUXENT B	\$2,023,000	\$303,000	\$221,000	\$1,499,000	\$0	\$0	\$0	\$0
H575400	ALLEY RECONSTRUCTION	\$3,500,000	\$500,000	\$500,000	\$500,000	\$500,000	\$500,000	\$500,000	\$500,000
H575500	MD 170 WIDENING	\$2,000,000	\$0	\$0	\$2,000,000	\$0	\$0	\$0	\$0
H575600	JUMPERS HOLE RD IMPROVEM	\$9,802,000	\$0	\$0	\$0	\$0	\$1,306,000	\$160,000	\$8,336,000
H575700	MD 214 & Loch Haven Road	\$3,908,000	\$251,000	\$1,024,000	\$2,633,000	\$0	\$0	\$0	\$0
H578400	Transit Improvements	\$300,000	\$0	\$50,000	\$50,000	\$50,000	\$50,000	\$50,000	\$50,000
H578500	Road Capacity Placeholder	\$75,000,000	\$0	\$0	\$30,000,000	\$30,000,000	\$15,000,000	\$0	\$0
H579700	Odenton Area Sidewalks	\$1,873,000	\$0	\$1,873,000	\$0	\$0	\$0	\$0	\$0
H580000	MD Rte 175 Sidewalks	\$1,345,000	\$0	\$1,345,000	\$0	\$0	\$0	\$0	\$0
Total Roads & Bridges		\$507,998,511	\$205,336,872	\$34,167,639	\$75,503,000	\$77,814,000	\$46,431,000	\$30,285,000	\$38,461,000

**Appendix
Capital Budget and Program**

**FY2020 Approved Budget
Anne Arundel County, Maryland**

Project Class Summary - Project Listing

Council Approved

Project	Project Title	Total	Prior	FY2020	FY2021	FY2022	FY2023	FY2024	FY2025
Project Class: Traffic Control									
H479100	Guardrail	\$637,588	\$277,588	\$60,000	\$60,000	\$60,000	\$60,000	\$60,000	\$60,000
H479200	Traffic Signal Mod	\$2,701,518	\$901,518	\$300,000	\$300,000	\$300,000	\$300,000	\$300,000	\$300,000
H479400	New Traffic Signals	\$4,644,137	\$2,544,137	\$350,000	\$350,000	\$350,000	\$350,000	\$350,000	\$350,000
H479500	Nghborhd Traf Con	\$1,058,854	\$458,854	\$100,000	\$100,000	\$100,000	\$100,000	\$100,000	\$100,000
H542100	New Streetlighting	\$1,238,767	\$338,767	\$150,000	\$150,000	\$150,000	\$150,000	\$150,000	\$150,000
H550700	Streetlight Conversion	\$4,567,073	\$1,567,073	\$500,000	\$500,000	\$500,000	\$500,000	\$500,000	\$500,000
H563600	SL Pole Replacement	\$4,531,477	\$1,531,477	\$500,000	\$500,000	\$500,000	\$500,000	\$500,000	\$500,000
H564200	Developer Streetlights	\$18,000,000	\$9,000,000	\$1,500,000	\$1,500,000	\$1,500,000	\$1,500,000	\$1,500,000	\$1,500,000
H569300	Auto Flood Warning-Brdgs/Rds	\$2,606,000	\$2,166,000	\$0	\$440,000	\$0	\$0	\$0	\$0
Total Traffic Control		\$39,985,414	\$18,785,414	\$3,460,000	\$3,900,000	\$3,460,000	\$3,460,000	\$3,460,000	\$3,460,000

**Appendix
Capital Budget and Program**

**FY2020 Approved Budget
Anne Arundel County, Maryland**

Project Class Summary - Project Listing

Council Approved

Project	Project Title	Total	Prior	FY2020	FY2021	FY2022	FY2023	FY2024	FY2025
Project Class: Dredging									
D346400	Chg Agnst Dredging Closed Proj	\$5,983	\$5,983	\$0	\$0	\$0	\$0	\$0	\$0
Q463600	Waterway Improv Proj Pln	\$685,909	\$685,909	\$0	\$0	\$0	\$0	\$0	\$0
Q475000	Waterway Dredge Placement	\$2,802,086	\$2,892,086	(\$90,000)	\$0	\$0	\$0	\$0	\$0
Q500000	DMP Site Management	\$1,314,317	\$414,317	\$150,000	\$150,000	\$150,000	\$150,000	\$150,000	\$150,000
Q514100	Sloop,Eli&Long Coves Retrofits	\$1,715,576	\$1,287,576	\$428,000	\$0	\$0	\$0	\$0	\$0
Q514600	Waterway Improvement Program	\$10,000,000	\$0	\$0	\$2,000,000	\$2,000,000	\$2,000,000	\$2,000,000	\$2,000,000
Q542900	SAV Monitoring	\$363,177	\$63,177	\$50,000	\$50,000	\$50,000	\$50,000	\$50,000	\$50,000
Q548200	Duval Creek Dredging	\$56,883	\$257,883	(\$201,000)	\$0	\$0	\$0	\$0	\$0
Q561900	Upper West River Dredging	\$867,000	\$887,000	(\$20,000)	\$0	\$0	\$0	\$0	\$0
Q570500	Rock Creek Dredging	\$260,000	\$260,000	\$0	\$0	\$0	\$0	\$0	\$0
Q570600	Cocky Creek Dredging 2	\$281,000	\$434,000	(\$153,000)	\$0	\$0	\$0	\$0	\$0
Q570700	Parker Creek Dredging 2	\$840,000	\$840,000	\$0	\$0	\$0	\$0	\$0	\$0
Q573500	Broadwater Creek Dredging 2	\$1,525,000	\$1,145,000	\$380,000	\$0	\$0	\$0	\$0	\$0
Q573600	Carrs Creek Dredging 2	\$997,000	\$895,000	\$102,000	\$0	\$0	\$0	\$0	\$0
Q576600	SNUG HARBOR DREDGING	\$376,000	\$376,000	\$0	\$0	\$0	\$0	\$0	\$0
Q576700	BODKIN CREEK DREDGING 2	\$728,000	\$728,000	\$0	\$0	\$0	\$0	\$0	\$0
Q576800	CORNFIELD CREEK DREDGING	\$600,000	\$600,000	\$0	\$0	\$0	\$0	\$0	\$0
Q576900	CYPRESS CREEK DREDGING 2	\$833,000	\$833,000	\$0	\$0	\$0	\$0	\$0	\$0
Q577000	CATTAIL CREEK DREDGING 2	\$316,000	\$316,000	\$0	\$0	\$0	\$0	\$0	\$0
Q577100	ELI, SLOOP/LONG COVES DRED	\$778,000	\$778,000	\$0	\$0	\$0	\$0	\$0	\$0
Q577200	Lake Ogleton Dredging 2	\$728,000	\$728,000	\$0	\$0	\$0	\$0	\$0	\$0
Q577300	Cox Creek Dredging 2	\$449,000	\$449,000	\$0	\$0	\$0	\$0	\$0	\$0
Q577400	Rockhold Crk Fed Channel Drdg	\$535,000	\$690,000	(\$155,000)	\$0	\$0	\$0	\$0	\$0
Q579100	Brady & Old Glory Dredging 2	\$447,000	\$0	\$447,000	\$0	\$0	\$0	\$0	\$0
Q579200	Franklin Manor Dredging	\$1,243,000	\$0	\$1,243,000	\$0	\$0	\$0	\$0	\$0
Q579300	Mathias Cove & Main Crk Drdg	\$852,000	\$0	\$852,000	\$0	\$0	\$0	\$0	\$0
Q579400	Old Man Creek Dredging	\$355,000	\$0	\$355,000	\$0	\$0	\$0	\$0	\$0

**Appendix
Capital Budget and Program**

**FY2020 Approved Budget
Anne Arundel County, Maryland**

Project Class Summary - Project Listing

Council Approved

Project	Project Title	Total	Prior	FY2020	FY2021	FY2022	FY2023	FY2024	FY2025
Q579500	Spriggs Pond & Ross Cove Drdg	\$320,000	\$0	\$320,000	\$0	\$0	\$0	\$0	\$0
Total Dredging		\$30,273,931	\$15,565,931	\$3,708,000	\$2,200,000	\$2,200,000	\$2,200,000	\$2,200,000	\$2,200,000

**Appendix
Capital Budget and Program**

**FY2020 Approved Budget
Anne Arundel County, Maryland**

Project Class Summary - Project Listing

Council Approved

Project	Project Title	Total	Prior	FY2020	FY2021	FY2022	FY2023	FY2024	FY2025
Project Class: Water Quality Improvements									
Q416000	Chg Agst Clsd Projects	\$2,820	\$2,820	\$0	\$0	\$0	\$0	\$0	\$0
Q437300	Stream & Ecological Restor	\$279,787	\$279,787	\$0	\$0	\$0	\$0	\$0	\$0
Q517400	Cowhide Branch Retro	\$3,978,000	\$3,978,000	\$0	\$0	\$0	\$0	\$0	\$0
Q540300	Rutland Rd Fish Passage	\$3,139,000	\$3,139,000	\$0	\$0	\$0	\$0	\$0	\$0
Q543000	Shipley's Choice Dam Rehab	\$7,358,000	\$7,358,000	\$0	\$0	\$0	\$0	\$0	\$0
Total Water Quality Improvements		\$14,757,607	\$14,757,607	\$0	\$0	\$0	\$0	\$0	\$0

**Appendix
Capital Budget and Program**

**FY2020 Approved Budget
Anne Arundel County, Maryland**

Project Class Summary - Project Listing

Council Approved

Project	Project Title	Total	Prior	FY2020	FY2021	FY2022	FY2023	FY2024	FY2025
Project Class: Stormwater Runoff Controls									
D480900	New Cut Rd Cul Rep	\$798,000	\$798,000	\$0	\$0	\$0	\$0	\$0	\$0
D537900	Storm Drainage/SWM Infrastr (D	\$544,194	\$544,194	\$0	\$0	\$0	\$0	\$0	\$0
D545100	Chg Agst Closed Stormwater Pro	\$8,599	\$8,599	\$0	\$0	\$0	\$0	\$0	\$0
Total Stormwater Runoff Controls		\$1,350,792	\$1,350,792	\$0	\$0	\$0	\$0	\$0	\$0

**Appendix
Capital Budget and Program**

**FY2020 Approved Budget
Anne Arundel County, Maryland**

Project Class Summary - Project Listing

Council Approved

Project	Project Title	Total	Prior	FY2020	FY2021	FY2022	FY2023	FY2024	FY2025
Project Class: Special Benefit Districts									
Q570800	Arundel on the Bay SECD	\$420,000	\$420,000	\$0	\$0	\$0	\$0	\$0	\$0
Q573800	Venice Beach SECD	\$228,700	\$228,700	\$0	\$0	\$0	\$0	\$0	\$0
Total Special Benefit Districts		\$648,700	\$648,700	\$0	\$0	\$0	\$0	\$0	\$0

**Appendix
Capital Budget and Program**

**FY2020 Approved Budget
Anne Arundel County, Maryland**

Project Class Summary - Project Listing

Council Approved

Project	Project Title	Total	Prior	FY2020	FY2021	FY2022	FY2023	FY2024	FY2025
Project Class: School Off-Site									
C478300	School Sidewalks	\$2,491,000	\$991,000	\$250,000	\$250,000	\$250,000	\$250,000	\$250,000	\$250,000
Total School Off-Site		\$2,491,000	\$991,000	\$250,000	\$250,000	\$250,000	\$250,000	\$250,000	\$250,000

**Appendix
Capital Budget and Program**

**FY2020 Approved Budget
Anne Arundel County, Maryland**

Project Class Summary - Project Listing

Council Approved

Project	Project Title	Total	Prior	FY2020	FY2021	FY2022	FY2023	FY2024	FY2025
Project Class: Board of Education									
E522200	Benfield ES	\$32,062,000	\$32,812,000	(\$750,000)	\$0	\$0	\$0	\$0	\$0
E524100	All Day K and Pre K	\$136,186,597	\$99,686,597	\$11,000,000	\$8,500,000	\$8,500,000	\$8,500,000	\$0	\$0
E538000	Health & Safety	\$8,539,492	\$4,539,492	\$1,500,000	\$500,000	\$500,000	\$500,000	\$500,000	\$500,000
E538100	Security Related Upgrades	\$18,949,883	\$10,131,883	\$5,818,000	\$500,000	\$500,000	\$500,000	\$500,000	\$1,000,000
E538200	Building Systems Renov	\$215,725,252	\$131,725,252	\$21,500,000	\$12,500,000	\$12,500,000	\$12,500,000	\$12,500,000	\$12,500,000
E538300	Maintenance Backlog	\$60,217,992	\$34,317,992	\$5,900,000	\$4,000,000	\$4,000,000	\$4,000,000	\$4,000,000	\$4,000,000
E538400	Roof Replacement	\$24,359,181	\$12,359,181	\$2,000,000	\$2,000,000	\$2,000,000	\$2,000,000	\$2,000,000	\$2,000,000
E538500	Relocatable Classrooms	\$6,901,257	\$5,901,257	\$1,000,000	\$0	\$0	\$0	\$0	\$0
E538600	Asbestos Abatement	\$6,009,691	\$2,409,691	\$600,000	\$600,000	\$600,000	\$600,000	\$600,000	\$600,000
E538700	Barrier Free	\$4,727,744	\$2,677,744	\$300,000	\$350,000	\$350,000	\$350,000	\$350,000	\$350,000
E538800	School Bus Replacement	\$8,100,000	\$4,100,000	\$0	\$800,000	\$800,000	\$800,000	\$800,000	\$800,000
E538900	Health Room Modifications	\$1,857,028	\$1,657,028	\$200,000	\$0	\$0	\$0	\$0	\$0
E539000	School Furniture	\$2,943,773	\$2,443,773	\$500,000	\$0	\$0	\$0	\$0	\$0
E539100	Upgrade Various Schools	\$2,993,662	\$2,593,662	\$400,000	\$0	\$0	\$0	\$0	\$0
E539200	Vehicle Replacement	\$4,700,000	\$2,300,000	\$400,000	\$400,000	\$400,000	\$400,000	\$400,000	\$400,000
E539300	Aging Schools	\$6,613,538	\$3,046,538	\$567,000	\$600,000	\$600,000	\$600,000	\$600,000	\$600,000
E539400	TIMS Electrical	\$3,749,000	\$2,599,000	\$500,000	\$500,000	\$150,000	\$0	\$0	\$0
E540900	Open Space Classrm. Enclosures	\$54,463,138	\$55,463,138	(\$1,000,000)	\$0	\$0	\$0	\$0	\$0
E543200	Northeast HS	\$91,585,933	\$91,585,933	\$0	\$0	\$0	\$0	\$0	\$0
E545200	Lothian ES	\$28,350,000	\$28,400,000	(\$50,000)	\$0	\$0	\$0	\$0	\$0
E545300	Crofton ES	\$25,853,000	\$25,881,000	(\$28,000)	\$0	\$0	\$0	\$0	\$0
E545400	Mills-Parole ES	\$25,756,000	\$25,794,000	(\$38,000)	\$0	\$0	\$0	\$0	\$0
E545500	Rolling Knolls ES	\$30,824,000	\$31,644,000	(\$820,000)	\$0	\$0	\$0	\$0	\$0
E545600	West Annapolis ES	\$22,821,000	\$22,821,000	\$0	\$0	\$0	\$0	\$0	\$0
E547200	Severna Park HS	\$118,165,000	\$119,165,000	(\$1,000,000)	\$0	\$0	\$0	\$0	\$0
E549200	Additions	\$66,732,000	\$45,732,000	\$6,000,000	\$3,000,000	\$3,000,000	\$3,000,000	\$3,000,000	\$3,000,000
E549300	Athletic Stadium Improvements	\$41,880,000	\$21,630,000	\$4,250,000	\$3,200,000	\$3,200,000	\$3,200,000	\$3,200,000	\$3,200,000

**Appendix
Capital Budget and Program**

**FY2020 Approved Budget
Anne Arundel County, Maryland**

Project Class Summary - Project Listing

Council Approved

Project	Project Title	Total	Prior	FY2020	FY2021	FY2022	FY2023	FY2024	FY2025
E549400	Drwy & Park Lots	\$6,732,052	\$3,232,052	\$1,000,000	\$500,000	\$500,000	\$500,000	\$500,000	\$500,000
E549700	Manor View ES	\$34,399,000	\$34,399,000	\$0	\$0	\$0	\$0	\$0	\$0
E549800	High Point ES	\$40,525,000	\$40,525,000	\$0	\$0	\$0	\$0	\$0	\$0
E549900	George Cromwell ES	\$36,260,000	\$31,518,000	\$4,742,000	\$0	\$0	\$0	\$0	\$0
E550000	Jessup ES	\$48,509,000	\$48,509,000	\$0	\$0	\$0	\$0	\$0	\$0
E550100	Arnold ES	\$42,103,000	\$42,103,000	\$0	\$0	\$0	\$0	\$0	\$0
E550400	Old Mill MS South	\$101,882,000	\$0	\$0	\$4,667,000	\$47,400,000	\$38,727,000	\$11,088,000	\$0
E566100	Auditorium Seating Replacement	\$540,000	\$540,000	\$0	\$0	\$0	\$0	\$0	\$0
E567600	School Playgrounds	\$1,630,000	\$1,200,000	\$430,000	\$0	\$0	\$0	\$0	\$0
E568600	Edgewater ES	\$49,972,000	\$20,398,000	\$24,009,000	\$5,565,000	\$0	\$0	\$0	\$0
E568700	Tyler Heights ES	\$43,097,000	\$19,063,000	\$19,280,000	\$4,754,000	\$0	\$0	\$0	\$0
E568800	Richard Henry Lee ES	\$39,789,000	\$19,095,000	\$16,322,000	\$4,372,000	\$0	\$0	\$0	\$0
E568900	Crofton Area HS	\$134,835,000	\$110,413,000	\$24,422,000	\$0	\$0	\$0	\$0	\$0
E569000	PS Military Installation Grant	\$94,100,000	\$94,100,000	\$0	\$0	\$0	\$0	\$0	\$0
E569100	Old Mill West HS	\$144,994,000	\$0	\$10,007,000	\$62,656,000	\$55,847,000	\$16,484,000	\$0	\$0
E572500	Quarterfield ES	\$39,888,000	\$0	\$947,000	\$16,160,000	\$18,365,000	\$4,416,000	\$0	\$0
E572600	Hillsmere ES	\$33,246,000	\$0	\$784,000	\$13,438,000	\$15,264,000	\$3,760,000	\$0	\$0
E572700	Rippling Woods ES	\$53,411,000	\$0	\$1,241,000	\$21,710,000	\$24,605,000	\$5,855,000	\$0	\$0
E575000	Mt. Rd. Corridor ES	\$43,986,000	\$0	\$0	\$3,493,000	\$18,624,000	\$16,808,000	\$5,061,000	\$0
E578000	CAT North	\$64,466,000	\$0	\$0	\$0	\$0	\$3,478,000	\$32,703,000	\$28,285,000
E578100	Old Mill HS	\$7,372,000	\$0	\$0	\$0	\$0	\$0	\$0	\$7,372,000
Total Board of Education		\$2,112,802,213	\$1,288,512,213	\$161,933,000	\$174,765,000	\$217,705,000	\$126,978,000	\$77,802,000	\$65,107,000

**Appendix
Capital Budget and Program**

**FY2020 Approved Budget
Anne Arundel County, Maryland**

Project Class Summary - Project Listing

Council Approved

Project	Project Title	Total	Prior	FY2020	FY2021	FY2022	FY2023	FY2024	FY2025
Project Class: Community College									
J441200	Campus Improvements	\$18,115,000	\$11,815,000	\$2,800,000	\$700,000	\$700,000	\$700,000	\$700,000	\$700,000
J540700	State-funded Systemics Program	\$12,885,000	\$9,885,000	\$1,000,000	\$0	\$1,000,000	\$0	\$1,000,000	\$0
J540800	Walkways, Roads & Parking Lots	\$6,250,000	\$5,250,000	\$0	\$0	\$250,000	\$250,000	\$250,000	\$250,000
J551000	Info Tech Enhancement	\$3,000,000	\$3,000,000	\$0	\$0	\$0	\$0	\$0	\$0
J564400	Modular Building	\$1,746,000	\$1,746,000	\$0	\$0	\$0	\$0	\$0	\$0
J569700	Health and Life Sciences Bldg	\$116,952,000	\$38,277,000	\$45,394,000	\$33,281,000	\$0	\$0	\$0	\$0
J575800	Careers Partial Renovation	\$2,301,000	\$0	\$0	\$0	\$230,000	\$2,071,000	\$0	\$0
J575900	Child Dev Ctr Renovation	\$0	\$0	\$0	\$0	\$0	\$0	\$0	\$0
J578600	Dragun Renov and Addition	\$3,434,000	\$0	\$0	\$0	\$0	\$0	\$0	\$3,434,000
J578700	Florestano Renovation	\$10,514,000	\$0	\$0	\$0	\$0	\$1,051,000	\$7,886,000	\$1,577,000
Total Community College		\$175,197,000	\$69,973,000	\$49,194,000	\$33,981,000	\$2,180,000	\$4,072,000	\$9,836,000	\$5,961,000

**Appendix
Capital Budget and Program**

**FY2020 Approved Budget
Anne Arundel County, Maryland**

Project Class Summary - Project Listing

Council Approved

Project	Project Title	Total	Prior	FY2020	FY2021	FY2022	FY2023	FY2024	FY2025
Project Class: Library									
L357500	Chg Agst Lib Clsd Projects	\$18,958	\$18,958	\$0	\$0	\$0	\$0	\$0	\$0
L479600	Library Renovation	\$5,466,585	\$2,601,585	\$1,115,000	\$350,000	\$350,000	\$350,000	\$350,000	\$350,000
L542400	Library Proj Plan	\$14,564	\$14,564	\$0	\$0	\$0	\$0	\$0	\$0
L561300	Annapolis Community Library	\$23,342,541	\$23,302,541	\$40,000	\$0	\$0	\$0	\$0	\$0
L567000	Riviera Beach Comm. Library	\$17,505,000	\$16,037,000	\$1,468,000	\$0	\$0	\$0	\$0	\$0
L576100	New Glen Burnie Library	\$35,442,000	\$147,000	\$0	\$0	\$0	\$0	\$2,413,000	\$32,882,000
Total Library		\$81,789,648	\$42,121,648	\$2,623,000	\$350,000	\$350,000	\$350,000	\$2,763,000	\$33,232,000

**Appendix
Capital Budget and Program**

**FY2020 Approved Budget
Anne Arundel County, Maryland**

Project Class Summary - Project Listing

Council Approved

Project	Project Title	Total	Prior	FY2020	FY2021	FY2022	FY2023	FY2024	FY2025
Project Class: Waste Management									
N422700	SW Project Planning	\$417,894	\$291,894	\$126,000	\$0	\$0	\$0	\$0	\$0
N426900	Solid Waste Proj Mgmt	\$750,000	\$750,000	\$0	\$0	\$0	\$0	\$0	\$0
N496200	Chg Agst SW Closed Projects	\$105,883	\$105,883	\$0	\$0	\$0	\$0	\$0	\$0
N526900	Solid Waste Renovations	\$16,201,121	\$7,001,121	\$2,000,000	\$1,440,000	\$1,440,000	\$1,440,000	\$1,440,000	\$1,440,000
N530600	Cell 9 Disposal Area	\$15,485,480	\$15,755,480	(\$270,000)	\$0	\$0	\$0	\$0	\$0
N535400	Landfill Buffer Exp	\$875,378	\$875,378	\$0	\$0	\$0	\$0	\$0	\$0
N551100	Cell 8 Closure	\$15,722,000	\$15,522,000	\$200,000	\$0	\$0	\$0	\$0	\$0
N561400	MLFRRF Subcell 9.2	\$19,980,000	\$2,680,000	\$17,300,000	\$0	\$0	\$0	\$0	\$0
N564800	MLF Compost Pad Phase 2	\$3,518,000	\$3,638,000	(\$120,000)	\$0	\$0	\$0	\$0	\$0
N569800	MLF Cell 567 Replace Cap	\$3,095,000	\$1,765,000	\$1,330,000	\$0	\$0	\$0	\$0	\$0
N578800	MLF Subcell 9.3 Design/Const.	\$2,100,000	\$0	\$0	\$0	\$0	\$0	\$0	\$2,100,000
Total Waste Management		\$78,250,756	\$48,384,756	\$20,566,000	\$1,440,000	\$1,440,000	\$1,440,000	\$1,440,000	\$3,540,000

**Appendix
Capital Budget and Program**

**FY2020 Approved Budget
Anne Arundel County, Maryland**

Project Class Summary - Project Listing

Council Approved

Project	Project Title	Total	Prior	FY2020	FY2021	FY2022	FY2023	FY2024	FY2025
Project Class: Wastewater									
S647500	Balto. County Sewer Agreement	\$19,454,646	\$16,316,646	\$523,000	\$523,000	\$523,000	\$523,000	\$523,000	\$523,000
S741300	Chg Against WW Clsd Projects	\$187,075	\$187,075	\$0	\$0	\$0	\$0	\$0	\$0
S769700	Mayo WRF Expans	\$47,765,393	\$48,632,184	(\$866,791)	\$0	\$0	\$0	\$0	\$0
S776700	Wastewater Strategic Plan	\$4,047,476	\$3,147,476	\$150,000	\$150,000	\$150,000	\$150,000	\$150,000	\$150,000
S777200	Central Sanitation Facility	\$5,004,598	\$2,560,489	\$1,040,000	\$1,404,109	\$0	\$0	\$0	\$0
S791800	Upgr/Retrofit SPS	\$96,852,502	\$41,652,502	\$9,200,000	\$9,200,000	\$9,200,000	\$9,200,000	\$9,200,000	\$9,200,000
S792700	Fac Abandonment WW2	\$1,620,929	\$1,149,929	\$302,000	\$169,000	\$0	\$0	\$0	\$0
S797800	Furnace Brn Swr Repl	\$1,216,500	\$154,000	\$133,500	\$929,000	\$0	\$0	\$0	\$0
S797900	Broadneck WRF Upgrd	\$12,158,364	\$4,001,364	\$0	\$0	\$8,157,000	\$0	\$0	\$0
S798100	Wastewater Scada Upg	\$3,667,078	\$4,219,078	(\$552,000)	\$0	\$0	\$0	\$0	\$0
S799200	Mayo Collection Sys Upgrade	\$12,222,829	\$9,222,829	\$500,000	\$500,000	\$500,000	\$500,000	\$500,000	\$500,000
S800600	Dewatering Facilities	\$47,923,000	\$47,401,000	\$522,000	\$0	\$0	\$0	\$0	\$0
S800700	Regional Sludge Facility	\$661,500	\$661,500	\$0	\$0	\$0	\$0	\$0	\$0
S802200	Cox Creek WRF ENR	\$140,855,964	\$131,205,964	\$9,650,000	\$0	\$0	\$0	\$0	\$0
S802300	WRF Infrastr Up/Retro	\$10,725,761	\$4,725,761	\$1,000,000	\$1,000,000	\$1,000,000	\$1,000,000	\$1,000,000	\$1,000,000
S802500	Grease/Grit Facility	\$8,204,000	\$7,604,000	\$600,000	\$0	\$0	\$0	\$0	\$0
S802800	Sewer Proj Mgmt	\$2,000,000	\$2,000,000	\$0	\$0	\$0	\$0	\$0	\$0
S802900	Annapolis WRF ENR	\$22,806,779	\$22,467,779	\$339,000	\$0	\$0	\$0	\$0	\$0
S803100	Broadneck WRF ENR	\$24,909,036	\$25,559,036	(\$650,000)	\$0	\$0	\$0	\$0	\$0
S803700	Broadwater WRF ENR	\$9,334,112	\$9,334,112	\$0	\$0	\$0	\$0	\$0	\$0
S803800	Sylvan Shores WW Collect Sys	\$3,212,000	\$3,212,000	\$0	\$0	\$0	\$0	\$0	\$0
S804300	Jennifer Road PS Upg	\$7,546,935	\$7,646,935	(\$100,000)	\$0	\$0	\$0	\$0	\$0
S804400	Balto City Sewer Agrmnt	\$4,985,000	\$5,235,000	(\$250,000)	\$0	\$0	\$0	\$0	\$0
S804600	WW System Security	\$2,102,985	\$2,102,985	\$0	\$0	\$0	\$0	\$0	\$0
S804900	Parole SPS Upgrade	\$0	\$5,484	(\$5,484)	\$0	\$0	\$0	\$0	\$0
S805200	Rivieria Beach SPS Mods	\$1,960,000	\$2,136,000	(\$176,000)	\$0	\$0	\$0	\$0	\$0
S805300	Cinder Cove SPS Mods	\$8,454,000	\$9,534,000	(\$1,080,000)	\$0	\$0	\$0	\$0	\$0

**Appendix
Capital Budget and Program**

**FY2020 Approved Budget
Anne Arundel County, Maryland**

Project Class Summary - Project Listing

Council Approved

Project	Project Title	Total	Prior	FY2020	FY2021	FY2022	FY2023	FY2024	FY2025
S805400	Marley SPS Upgrade	\$217,689	\$217,689	\$0	\$0	\$0	\$0	\$0	\$0
S805900	Odenton Town Cntr Sewr	\$4,555,110	\$4,567,110	(\$12,000)	\$0	\$0	\$0	\$0	\$0
S806000	Chesapeake Bch WWTP	\$1,976,000	\$1,976,000	\$0	\$0	\$0	\$0	\$0	\$0
S806100	Cox Creek WRF Non-ENR	\$25,638,000	\$25,638,000	\$0	\$0	\$0	\$0	\$0	\$0
S806200	SPS Fac Gen Replace	\$53,011,268	\$29,761,268	\$3,875,000	\$3,875,000	\$3,875,000	\$3,875,000	\$3,875,000	\$3,875,000
S806500	Patuxent WRF Exp	\$56,432,000	\$62,624,000	(\$6,192,000)	\$0	\$0	\$0	\$0	\$0
S806600	Maryland City WRF Exp	\$44,366,600	\$44,526,600	(\$160,000)	\$0	\$0	\$0	\$0	\$0
S806700	Cinder Cove FM Rehab	\$12,499,000	\$12,499,000	\$0	\$0	\$0	\$0	\$0	\$0
S806900	Rolling Knolls ES Sewer Ext	\$3,081,700	\$3,134,700	(\$53,000)	\$0	\$0	\$0	\$0	\$0
S807000	Broadwater WRF Headworks	\$2,455,987	\$2,817,000	(\$361,013)	\$0	\$0	\$0	\$0	\$0
S807200	Tanglewood Two Sewer	\$2,042,600	\$572,000	\$1,470,600	\$0	\$0	\$0	\$0	\$0
S807300	Annapolis WRF Upgrade	\$21,861,000	\$7,811,000	\$2,690,000	\$0	\$1,144,000	\$10,216,000	\$0	\$0
S807400	Broadneck Clarifier Rehab	\$4,774,140	\$425,000	\$4,349,140	\$0	\$0	\$0	\$0	\$0
S807500	Heritage Harbor Swr Takeover	\$1,444,500	\$2,248,000	(\$803,500)	\$0	\$0	\$0	\$0	\$0
S807600	Piney Orchard SPS & FM	\$19,312,381	\$10,025,000	\$4,644,000	\$4,643,381	\$0	\$0	\$0	\$0
S807700	Brock Bridge Road Sewer Repl	\$3,677,000	\$1,951,000	\$1,726,000	\$0	\$0	\$0	\$0	\$0
S807800	Forked Creek Sewer Repl	\$233,000	\$3,079,000	(\$2,846,000)	\$0	\$0	\$0	\$0	\$0
S807900	Crofton Sewer Pumping Station	\$6,167,000	\$477,000	\$5,690,000	\$0	\$0	\$0	\$0	\$0
S808000	COX CREEK GRIT SYSTEM IMP	\$7,849,690	\$792,000	\$71,790	\$6,985,900	\$0	\$0	\$0	\$0
S808100	CATTAIL CREEK FM REPLACEM	\$17,322,729	\$1,593,000	\$5,176,000	\$5,176,000	\$5,377,729	\$0	\$0	\$0
S808200	GRINDER PUMP REPL/UPGRD P	\$3,500,000	\$500,000	\$500,000	\$500,000	\$500,000	\$500,000	\$500,000	\$500,000
S808300	BROADWATER OPS BLDG ADDI	\$1,685,000	\$1,685,000	\$0	\$0	\$0	\$0	\$0	\$0
S808400	MD CITY SPS UPGRADE	\$4,069,000	\$448,000	\$3,621,000	\$0	\$0	\$0	\$0	\$0
S808500	Edgewater Beach Sewer	\$10,875,000	\$1,409,000	\$0	\$9,466,000	\$0	\$0	\$0	\$0
S808600	OPS Compl Solar Panels-Sewer	\$2,963,000	\$0	\$2,963,000	\$0	\$0	\$0	\$0	\$0
S808700	Point Field Landing WW Exten.	\$1,784,000	\$0	\$1,784,000	\$0	\$0	\$0	\$0	\$0
S809000	Broadwater WRF Grit Sys Repl.	\$4,283,000	\$0	\$413,000	\$3,870,000	\$0	\$0	\$0	\$0
X738800	Sewer Main Repl/Recon	\$111,755,738	\$43,355,738	\$11,400,000	\$11,400,000	\$11,400,000	\$11,400,000	\$11,400,000	\$11,400,000
X741200	WW Service Connections	\$12,733,673	\$2,833,673	\$1,650,000	\$1,650,000	\$1,650,000	\$1,650,000	\$1,650,000	\$1,650,000

**Appendix
Capital Budget and Program**

**FY2020 Approved Budget
Anne Arundel County, Maryland**

Project Class Summary - Project Listing

Council Approved

Project	Project Title	Total	Prior	FY2020	FY2021	FY2022	FY2023	FY2024	FY2025
X749000	Agreements W/Developers	\$2,998,635	\$2,998,635	\$0	\$0	\$0	\$0	\$0	\$0
X764200	WW Project Planning	\$20,198,463	\$5,937,463	\$6,473,000	\$4,091,000	\$1,767,000	\$680,000	\$625,000	\$625,000
X800000	State Hwy Reloc-Sewer	\$4,794,077	\$2,918,077	\$876,000	\$200,000	\$200,000	\$200,000	\$200,000	\$200,000
Z533200	Routine Sewer Extensions	\$2,140,013	\$890,013	\$0	\$250,000	\$250,000	\$250,000	\$250,000	\$250,000
Total Wastewater		\$972,575,455	\$691,785,094	\$69,224,242	\$65,982,390	\$45,693,729	\$40,144,000	\$29,873,000	\$29,873,000

**Appendix
Capital Budget and Program**

**FY2020 Approved Budget
Anne Arundel County, Maryland**

Project Class Summary - Project Listing

Council Approved

Project	Project Title	Total	Prior	FY2020	FY2021	FY2022	FY2023	FY2024	FY2025
Project Class: Water									
W741400	Chg Against Wtr Clsd Projects	\$220,866	\$220,866	\$0	\$0	\$0	\$0	\$0	\$0
W744400	Exist Well Redev/Repl	\$24,464,913	\$10,064,913	\$2,400,000	\$2,400,000	\$2,400,000	\$2,400,000	\$2,400,000	\$2,400,000
W753400	Demo Abandoned Facilities	\$2,312,723	\$760,723	\$1,155,000	\$397,000	\$0	\$0	\$0	\$0
W778600	Crofton Meadows II WTP Upgr	\$16,015,734	\$5,200,734	\$10,815,000	\$0	\$0	\$0	\$0	\$0
W778800	Water Strategic Plan	\$2,021,007	\$1,721,007	\$50,000	\$50,000	\$50,000	\$50,000	\$50,000	\$50,000
W783000	Cape St Claire Rd TM	\$1,027,000	\$1,027,000	\$0	\$0	\$0	\$0	\$0	\$0
W787800	Fire Hydrant Rehab	\$4,500,191	\$2,400,191	\$350,000	\$350,000	\$350,000	\$350,000	\$350,000	\$350,000
W797600	Independent Well Upgrd	\$2,171,058	\$2,171,058	\$0	\$0	\$0	\$0	\$0	\$0
W799400	Severdale WTP Upgrade PH III	\$3,566,796	\$3,566,796	\$0	\$0	\$0	\$0	\$0	\$0
W799600	Elevated Water Storage	\$55,240,180	\$55,240,180	\$0	\$0	\$0	\$0	\$0	\$0
W800200	Water System Security	\$5,361,826	\$5,361,826	\$0	\$0	\$0	\$0	\$0	\$0
W800300	Balto City Water Main Rpr	\$3,015,526	\$3,015,526	\$0	\$0	\$0	\$0	\$0	\$0
W801200	12" St Marg/Old Mill Bttm	\$5,689,300	\$6,969,000	(\$1,279,700)	\$0	\$0	\$0	\$0	\$0
W801300	16" Reidel to Rte 3	\$2,804,100	\$3,241,100	(\$437,000)	\$0	\$0	\$0	\$0	\$0
W801400	Crofton Meadows II Exp Ph 2	\$53,451,000	\$17,512,000	\$0	\$17,937,000	\$17,937,000	\$65,000	\$0	\$0
W801600	TM-MD Rte 32 @ Meade	\$39,371,091	\$18,647,091	\$10,362,000	\$10,362,000	\$0	\$0	\$0	\$0
W801700	Glen Burnie High Zone	\$5,774,842	\$5,774,842	\$0	\$0	\$0	\$0	\$0	\$0
W801800	Arnold WTP Exp	\$9,110,996	\$7,160,596	\$1,950,400	\$0	\$0	\$0	\$0	\$0
W803300	WTR Infrastr Up/Retro	\$6,605,694	\$2,911,694	\$732,000	\$874,000	\$588,000	\$500,000	\$500,000	\$500,000
W803400	Water Proj Mgmt	\$2,000,000	\$2,000,000	\$0	\$0	\$0	\$0	\$0	\$0
W803500	Hospital Drive WTR Ext	\$68,700	\$91,000	(\$22,300)	\$0	\$0	\$0	\$0	\$0
W803600	East/West TM - North	\$51,133,413	\$19,133,413	\$0	\$8,000,000	\$8,000,000	\$8,000,000	\$8,000,000	\$0
W803700	Sylvan Shores Water	\$4,464,000	\$4,464,000	\$0	\$0	\$0	\$0	\$0	\$0
W804000	Broad Creek WTP Exp	\$42,003,971	\$27,851,015	\$3,890,000	\$10,262,956	\$0	\$0	\$0	\$0
W804200	Withernsea WTP	\$346,000	\$346,000	\$0	\$0	\$0	\$0	\$0	\$0
W804300	New Cut WTP	\$1,356,400	\$176,000	\$0	\$1,180,400	\$0	\$0	\$0	\$0
W804500	North Co Water Dist Imp	\$4,638,655	\$4,638,655	\$0	\$0	\$0	\$0	\$0	\$0

**Appendix
Capital Budget and Program**

**FY2020 Approved Budget
Anne Arundel County, Maryland**

Project Class Summary - Project Listing

Council Approved

Project	Project Title	Total	Prior	FY2020	FY2021	FY2022	FY2023	FY2024	FY2025
W804600	Balt City - Fullerton WTP	\$10,400	\$106,000	(\$95,600)	\$0	\$0	\$0	\$0	\$0
W805000	Water Fac Emerg Generators	\$8,987,490	\$6,835,561	\$0	\$979,929	\$1,172,000	\$0	\$0	\$0
W805400	Pike Drive Water Extension	\$810,000	\$810,000	\$0	\$0	\$0	\$0	\$0	\$0
W805500	Arnold Lime System Upgrade	\$6,801,820	\$6,189,000	\$612,820	\$0	\$0	\$0	\$0	\$0
W805600	Dorsey Lime System Upgrade	\$3,310,000	\$448,000	\$2,862,000	\$0	\$0	\$0	\$0	\$0
W805700	Heritage Harbor Wtr Takeover	\$2,532,500	\$1,349,000	\$1,183,500	\$0	\$0	\$0	\$0	\$0
W805800	Whiskey Bottom Road Interconn	\$4,277,300	\$3,294,000	\$983,300	\$0	\$0	\$0	\$0	\$0
W805900	CORIANDEr PLACE WM EXTEN	\$1,089,000	\$900,000	\$189,000	\$0	\$0	\$0	\$0	\$0
W806000	BANBURY WM EXTENSION	\$653,000	\$545,000	\$108,000	\$0	\$0	\$0	\$0	\$0
W806100	HANOVER ROAD WATER MAIN	\$322,000	\$322,000	\$0	\$0	\$0	\$0	\$0	\$0
W806200	TANYARD SPRINGS LANE WM E	\$296,000	\$296,000	\$0	\$0	\$0	\$0	\$0	\$0
W806300	WATER METER REPLACE/UPG	\$21,474,000	\$1,860,000	\$2,764,000	\$2,902,000	\$3,270,000	\$3,545,000	\$3,359,000	\$3,774,000
W806400	Edgewater Beach Water	\$4,136,000	\$444,000	\$0	\$3,692,000	\$0	\$0	\$0	\$0
W808800	OPS Compl Solar Panels Water	\$2,963,000	\$0	\$2,963,000	\$0	\$0	\$0	\$0	\$0
W808900	Severndale WTP Filter Rehab	\$8,317,000	\$0	\$798,000	\$7,519,000	\$0	\$0	\$0	\$0
X733700	Water Main Repl/Recon	\$90,934,840	\$29,734,840	\$10,200,000	\$10,200,000	\$10,200,000	\$10,200,000	\$10,200,000	\$10,200,000
X764300	Water Proj Planning	\$1,610,256	\$1,560,256	\$50,000	\$0	\$0	\$0	\$0	\$0
X787000	Water Storage Tank Painting	\$34,433,088	\$20,770,088	\$2,088,000	\$2,087,000	\$2,094,000	\$2,094,000	\$2,300,000	\$3,000,000
Y514200	Routine Water Extensions	\$1,704,560	\$704,560	\$0	\$200,000	\$200,000	\$200,000	\$200,000	\$200,000
Total Water		\$543,398,236	\$287,835,531	\$54,671,420	\$79,393,285	\$46,261,000	\$27,404,000	\$27,359,000	\$20,474,000

**Appendix
Capital Budget and Program**

**FY2020 Approved Budget
Anne Arundel County, Maryland**

Project Class Summary - Project Listing

Council Approved

Project	Project Title	Total	Prior	FY2020	FY2021	FY2022	FY2023	FY2024	FY2025
Project Class: Watershed Protection & Restor.									
B551600	Culvert and Closed SD Rehab	\$52,750,601	\$24,148,601	\$4,767,000	\$4,767,000	\$4,767,000	\$4,767,000	\$4,767,000	\$4,767,000
B551700	Emergency Storm Drain (B)	\$17,618,132	\$3,518,132	\$2,350,000	\$2,350,000	\$2,350,000	\$2,350,000	\$2,350,000	\$2,350,000
B551800	Storm Drainage/SWM Infrastr (B	\$15,787,519	\$9,787,519	\$1,000,000	\$1,000,000	\$1,000,000	\$1,000,000	\$1,000,000	\$1,000,000
B551900	Stormwater Project Management	\$1,000,000	\$1,000,000	\$0	\$0	\$0	\$0	\$0	\$0
B552000	MR-ST-01	\$1,773,500	\$1,773,500	\$0	\$0	\$0	\$0	\$0	\$0
B552200	MR-ST-03	\$7,628,655	\$7,628,655	\$0	\$0	\$0	\$0	\$0	\$0
B552300	MR-ST-04	\$2,514,200	\$2,514,200	\$0	\$0	\$0	\$0	\$0	\$0
B552400	MR-OF-04	\$3,068,100	\$3,068,100	\$0	\$0	\$0	\$0	\$0	\$0
B552500	MR-OF-03	\$1,832,200	\$1,832,200	\$0	\$0	\$0	\$0	\$0	\$0
B552600	MR-OF-02	\$644,300	\$644,300	\$0	\$0	\$0	\$0	\$0	\$0
B552900	MR-PC-01	\$1,083,866	\$1,262,366	(\$178,500)	\$0	\$0	\$0	\$0	\$0
B553300	PT-PP-01	\$1,097,600	\$1,097,600	\$0	\$0	\$0	\$0	\$0	\$0
B553400	PT-OF-01	\$113,056	\$245,756	(\$132,700)	\$0	\$0	\$0	\$0	\$0
B553500	PT-ST-01	\$9,607,200	\$9,607,200	\$0	\$0	\$0	\$0	\$0	\$0
B553600	PT-OF-02	\$1,407,900	\$1,407,900	\$0	\$0	\$0	\$0	\$0	\$0
B553700	PT-ST-02	\$10,552,555	\$9,052,555	\$1,500,000	\$0	\$0	\$0	\$0	\$0
B553800	PT-OF-03	\$1,964,000	\$1,964,000	\$0	\$0	\$0	\$0	\$0	\$0
B553900	PT-ST-03	\$5,346,049	\$5,346,049	\$0	\$0	\$0	\$0	\$0	\$0
B554000	PT-PC-01	\$6,167,943	\$6,167,943	\$0	\$0	\$0	\$0	\$0	\$0
B554100	PT-OF-04	\$6,450,116	\$6,450,116	\$0	\$0	\$0	\$0	\$0	\$0
B554300	PT-ST-04	\$3,335,900	\$1,325,900	\$2,010,000	\$0	\$0	\$0	\$0	\$0
B554400	PT-ST-05	\$2,148,500	\$2,148,500	\$0	\$0	\$0	\$0	\$0	\$0
B554800	PT-ST-07	\$10,432,600	\$5,568,600	\$4,864,000	\$0	\$0	\$0	\$0	\$0
B554900	PT-OF-08	\$6,151	\$2,376,151	(\$2,370,000)	\$0	\$0	\$0	\$0	\$0
B555100	PT-OF-10	\$171,800	\$171,800	\$0	\$0	\$0	\$0	\$0	\$0
B555300	PN-OF-01	\$4,452,280	\$4,452,280	\$0	\$0	\$0	\$0	\$0	\$0
B555400	Patapsco Non-Tidal Outfalls	\$7,690,400	\$7,330,400	\$360,000	\$0	\$0	\$0	\$0	\$0

**Appendix
Capital Budget and Program**

**FY2020 Approved Budget
Anne Arundel County, Maryland**

Project Class Summary - Project Listing

Council Approved

Project	Project Title	Total	Prior	FY2020	FY2021	FY2022	FY2023	FY2024	FY2025
B555600	PN-PP-01	\$5,027,649	\$5,027,649	\$0	\$0	\$0	\$0	\$0	\$0
B555700	PN-PC-01	\$4,546,225	\$4,236,225	\$310,000	\$0	\$0	\$0	\$0	\$0
B555800	BK-ST-01	\$318,600	\$318,600	\$0	\$0	\$0	\$0	\$0	\$0
B556100	BK-PC-01	\$2,548,672	\$2,548,672	\$0	\$0	\$0	\$0	\$0	\$0
B556200	UP-ST-01	\$852,700	\$852,700	\$0	\$0	\$0	\$0	\$0	\$0
B556300	UP-OF-01	\$2,578,600	\$2,578,600	\$0	\$0	\$0	\$0	\$0	\$0
B556400	UP-PP-01	\$50,500	\$50,500	\$0	\$0	\$0	\$0	\$0	\$0
B556700	LP-OF-01	\$7,326,000	\$5,151,000	\$2,175,000	\$0	\$0	\$0	\$0	\$0
B556800	LP-OF-02	\$8,776,200	\$8,776,200	\$0	\$0	\$0	\$0	\$0	\$0
B556900	LP-OF-03	\$7,781,590	\$7,781,590	\$0	\$0	\$0	\$0	\$0	\$0
B557000	LP-PP-01	\$0	\$2,175,000	(\$2,175,000)	\$0	\$0	\$0	\$0	\$0
B557100	LP-PC-01	\$2,187,723	\$2,187,723	\$0	\$0	\$0	\$0	\$0	\$0
B557700	SE-ST-01	\$20,400	\$20,400	\$0	\$0	\$0	\$0	\$0	\$0
B557800	SE-ST-02	\$1,577,189	\$1,577,189	\$0	\$0	\$0	\$0	\$0	\$0
B557900	SE-OF-01	\$1,287,162	\$1,287,162	\$0	\$0	\$0	\$0	\$0	\$0
B558000	SE-PP-01	\$1,446,548	\$1,446,548	\$0	\$0	\$0	\$0	\$0	\$0
B558100	SE-PC-01	\$6,848,916	\$6,848,916	\$0	\$0	\$0	\$0	\$0	\$0
B558200	SE-ST-03	\$20,400	\$20,400	\$0	\$0	\$0	\$0	\$0	\$0
B558300	SE-ST-04	\$19,800	\$19,800	\$0	\$0	\$0	\$0	\$0	\$0
B558400	SE-ST-05	\$201,493	\$1,459,893	(\$1,258,400)	\$0	\$0	\$0	\$0	\$0
B558500	SE-ST-06	\$2,009	\$2,009	\$0	\$0	\$0	\$0	\$0	\$0
B559100	SO-ST-01	\$862,000	\$862,000	\$0	\$0	\$0	\$0	\$0	\$0
B559200	SO-OF-01	\$3,290,200	\$3,290,200	\$0	\$0	\$0	\$0	\$0	\$0
B559300	SO-ST-02	\$5,064	\$5,064	\$0	\$0	\$0	\$0	\$0	\$0
B559400	SO-ST-03	\$235,211	\$235,211	\$0	\$0	\$0	\$0	\$0	\$0
B559600	SO-OF-03	\$1,663,300	\$1,663,300	\$0	\$0	\$0	\$0	\$0	\$0
B559700	SO-ST-04	\$2,073,314	\$2,073,314	\$0	\$0	\$0	\$0	\$0	\$0
B559800	SO-OF-04	\$2,707,400	\$2,707,400	\$0	\$0	\$0	\$0	\$0	\$0
B560000	SO-OF-06	\$69,600	\$69,600	\$0	\$0	\$0	\$0	\$0	\$0

**Appendix
Capital Budget and Program**

**FY2020 Approved Budget
Anne Arundel County, Maryland**

Project Class Summary - Project Listing

Council Approved

Project	Project Title	Total	Prior	FY2020	FY2021	FY2022	FY2023	FY2024	FY2025
B560100	SO-PP-01	\$2,960,400	\$2,960,400	\$0	\$0	\$0	\$0	\$0	\$0
B560200	SO-PC-01	\$2,614,353	\$2,614,353	\$0	\$0	\$0	\$0	\$0	\$0
B561000	WPRP Land Acquisition	\$1,000,000	\$1,000,000	\$0	\$0	\$0	\$0	\$0	\$0
B561100	WPRP Restoration Grant	\$5,000,000	\$4,000,000	\$1,000,000	\$0	\$0	\$0	\$0	\$0
B561200	WPRF Project Planning	\$715,000	\$715,000	\$0	\$0	\$0	\$0	\$0	\$0
B567900	New Cut Rd Culvert - Construct	\$3,793,000	\$3,793,000	\$0	\$0	\$0	\$0	\$0	\$0
B568000	Shipley's Choice Stream Restor	\$1,415,000	\$1,100,000	\$315,000	\$0	\$0	\$0	\$0	\$0
B568200	Barrensdale Outfall Rest. Cont	\$1,051,000	\$1,051,000	\$0	\$0	\$0	\$0	\$0	\$0
B568300	Pub/Priv Perf of Wtr Qlty Imps	\$14,000,000	\$14,000,000	\$0	\$0	\$0	\$0	\$0	\$0
B571100	Magothy Outfalls	\$8,552,626	\$11,052,626	(\$2,500,000)	\$0	\$0	\$0	\$0	\$0
B571200	Patapsco Tidal Outfalls	\$9,951,000	\$9,818,200	\$132,800	\$0	\$0	\$0	\$0	\$0
B571400	Patuxent Outfalls	\$1,390,000	\$700,000	\$690,000	\$0	\$0	\$0	\$0	\$0
B571600	Severn Outfalls	\$4,573,100	\$4,573,100	\$0	\$0	\$0	\$0	\$0	\$0
B571700	South Outfalls	\$13,967,600	\$17,345,200	(\$3,377,600)	\$0	\$0	\$0	\$0	\$0
B573700	Kingsberry Rd Stream Restor.	\$1,610,000	\$1,460,000	\$150,000	\$0	\$0	\$0	\$0	\$0
B574000	Najoles Road Outfall-00	\$1,884,000	\$1,684,000	\$200,000	\$0	\$0	\$0	\$0	\$0
B577500	Permit Cycle 3 Placeholder	\$46,000,000	\$0	\$0	\$0	\$0	\$10,000,000	\$10,000,000	\$26,000,000
Total Watershed Protection & Rest		\$361,446,666	\$265,030,066	\$9,831,600	\$8,117,000	\$8,117,000	\$18,117,000	\$18,117,000	\$34,117,000

**Appendix
Capital Budget and Program**

**FY2020 Approved Budget
Anne Arundel County, Maryland**

Project Class Summary - Project Listing

Council Approved

Project	Project Title	Total	Prior	FY2020	FY2021	FY2022	FY2023	FY2024	FY2025
	Grand-Total	\$5,768,815,775	\$3,366,694,052	\$487,398,119	\$559,756,875	\$490,832,729	\$323,323,000	\$261,154,000	\$279,657,000

**Appendix
Capital Budget and Program**

**FY2020 Approved Budget
Anne Arundel County, Maryland**

Project Class Summary - Funding Detail							Council Approved		
Project	Project Title	Total	Prior	FY2020	FY2021	FY2022	FY2023	FY2024	FY2025
Project Class General County									
Bonds									
	General County Bonds	\$203,280,971	\$104,887,971	\$427,000	\$23,684,000	\$21,792,000	\$16,740,000	\$19,551,000	\$16,199,000
	IPA Bonds	\$0	\$0	\$0	\$0	\$0	\$0	\$0	\$0
	Bonds	\$203,280,971	\$104,887,971	\$427,000	\$23,684,000	\$21,792,000	\$16,740,000	\$19,551,000	\$16,199,000
PayGo									
	Enterprise PayGo	\$6,183,000	\$3,372,000	\$628,000	\$530,000	\$470,000	\$383,000	\$400,000	\$400,000
	Solid Wst Mgmt PayGo	\$1,561,000	\$852,000	\$159,000	\$133,000	\$117,000	\$100,000	\$100,000	\$100,000
	General Fund PayGo	\$44,373,984	\$27,114,984	\$6,821,000	\$2,758,000	\$1,760,000	\$1,990,000	\$1,990,000	\$1,940,000
	PayGo	\$52,117,984	\$31,338,984	\$7,608,000	\$3,421,000	\$2,347,000	\$2,473,000	\$2,490,000	\$2,440,000
Grants & Aid									
	Other Fed Grants	\$699	\$699	\$0	\$0	\$0	\$0	\$0	\$0
	Other State Grants	\$40,843,814	\$20,758,614	\$2,085,200	\$4,000,000	\$3,500,000	\$3,500,000	\$3,500,000	\$3,500,000
	Grants & Aid	\$40,844,513	\$20,759,313	\$2,085,200	\$4,000,000	\$3,500,000	\$3,500,000	\$3,500,000	\$3,500,000
Other									
	Developer Contribution	\$2,000,935	\$2,000,935	\$0	\$0	\$0	\$0	\$0	\$0
	Miscellaneous	\$11,859,000	\$11,470,000	\$39,000	\$70,000	\$70,000	\$70,000	\$70,000	\$70,000
	E-rate Reimbursement	\$0	\$0	\$0	\$0	\$0	\$0	\$0	\$0
	Bond Premium	\$30,300,000	\$18,900,000	\$6,400,000	\$5,000,000	\$0	\$0	\$0	\$0
	Video Lottery Impact Aid	\$2,707,000	\$2,707,000	\$0	\$0	\$0	\$0	\$0	\$0
	Cable Fees	\$16,390,686	\$6,040,686	\$1,800,000	\$1,800,000	\$1,800,000	\$1,800,000	\$1,800,000	\$1,350,000
	Other	\$63,257,621	\$41,118,621	\$8,239,000	\$6,870,000	\$1,870,000	\$1,870,000	\$1,870,000	\$1,420,000
	General County	\$359,501,089	\$198,104,889	\$18,359,200	\$37,975,000	\$29,509,000	\$24,583,000	\$27,411,000	\$23,559,000

**Appendix
Capital Budget and Program**

**FY2020 Approved Budget
Anne Arundel County, Maryland**

Project Class Summary - Funding Detail							Council Approved		
Project	Project Title	Total	Prior	FY2020	FY2021	FY2022	FY2023	FY2024	FY2025
Project Class Public Safety									
Bonds									
	General County Bonds	\$149,076,708	\$76,586,708	\$6,324,000	\$25,441,000	\$7,975,000	\$4,175,000	\$17,700,000	\$10,875,000
	PPI Fund Bonds	\$50,000,000	\$0	\$0	\$20,000,000	\$30,000,000	\$0	\$0	\$0
	Bonds	\$199,076,708	\$76,586,708	\$6,324,000	\$45,441,000	\$37,975,000	\$4,175,000	\$17,700,000	\$10,875,000
PayGo									
	Enterprise PayGo	\$1,200,000	\$1,200,000	\$0	\$0	\$0	\$0	\$0	\$0
	Solid Wst Mgmt PayGo	\$250,000	\$250,000	\$0	\$0	\$0	\$0	\$0	\$0
	General Fund PayGo	\$2,903,847	\$3,878,847	(\$1,725,000)	\$150,000	\$150,000	\$150,000	\$150,000	\$150,000
	PayGo	\$4,353,847	\$5,328,847	(\$1,725,000)	\$150,000	\$150,000	\$150,000	\$150,000	\$150,000
Impact Fees									
	Public Safety Impact Fees	\$5,770,000	\$3,070,000	\$500,000	\$1,250,000	\$350,000	\$300,000	\$300,000	\$0
	Impact Fees	\$5,770,000	\$3,070,000	\$500,000	\$1,250,000	\$350,000	\$300,000	\$300,000	\$0
Grants & Aid									
	Other State Grants	\$5,550,000	\$3,800,000	\$1,750,000	\$0	\$0	\$0	\$0	\$0
	Grants & Aid	\$5,550,000	\$3,800,000	\$1,750,000	\$0	\$0	\$0	\$0	\$0
Other									
	Bond Premium	\$17,643,000	\$12,643,000	\$5,000,000	\$0	\$0	\$0	\$0	\$0
	Video Lottery Impact Aid	\$1,878,000	\$1,878,000	\$0	\$0	\$0	\$0	\$0	\$0
	Other	\$19,521,000	\$14,521,000	\$5,000,000	\$0	\$0	\$0	\$0	\$0
	Public Safety	\$234,271,555	\$103,306,555	\$11,849,000	\$46,841,000	\$38,475,000	\$4,625,000	\$18,150,000	\$11,025,000

**Appendix
Capital Budget and Program**

**FY2020 Approved Budget
Anne Arundel County, Maryland**

Project Class Summary - Funding Detail							Council Approved		
Project	Project Title	Total	Prior	FY2020	FY2021	FY2022	FY2023	FY2024	FY2025
Project Class Recreation & Parks									
Bonds									
	General County Bonds	\$133,516,098	\$57,615,798	\$26,910,100	\$19,137,200	\$7,978,000	\$14,069,000	\$3,608,000	\$4,198,000
	Bonds	\$133,516,098	\$57,615,798	\$26,910,100	\$19,137,200	\$7,978,000	\$14,069,000	\$3,608,000	\$4,198,000
PayGo									
	General Fund PayGo	\$17,195,831	\$9,789,831	\$2,531,000	\$875,000	\$1,000,000	\$1,000,000	\$1,000,000	\$1,000,000
	PayGo	\$17,195,831	\$9,789,831	\$2,531,000	\$875,000	\$1,000,000	\$1,000,000	\$1,000,000	\$1,000,000
Grants & Aid									
	Other Fed Grants	\$18,981,878	\$14,024,878	(\$643,000)	\$0	\$2,200,000	\$2,000,000	\$1,400,000	\$0
	POS - Acquisition	\$30,294,539	\$12,298,439	\$3,112,100	\$2,084,000	\$3,200,000	\$3,200,000	\$3,200,000	\$3,200,000
	POS - Development	\$24,904,310	\$6,880,310	\$5,936,000	\$3,088,000	\$3,000,000	\$3,000,000	\$3,000,000	\$0
	MD Waterway Improvement	\$800,000	\$800,000	\$0	\$0	\$0	\$0	\$0	\$0
	Other State Grants	\$6,559,000	\$2,795,182	\$3,763,818	\$0	\$0	\$0	\$0	\$0
	Grants & Aid	\$81,539,727	\$36,798,809	\$12,168,918	\$5,172,000	\$8,400,000	\$8,200,000	\$7,600,000	\$3,200,000
Other									
	Developer Contribution	\$5,000	\$5,000	\$0	\$0	\$0	\$0	\$0	\$0
	Miscellaneous	\$7,692,455	\$1,567,455	\$2,250,000	\$3,875,000	\$0	\$0	\$0	\$0
	Bond Premium	\$5,500,000	\$2,500,000	\$3,000,000	\$0	\$0	\$0	\$0	\$0
	Video Lottery Impact Aid	\$6,188,092	\$5,487,092	\$701,000	\$0	\$0	\$0	\$0	\$0
	Special Fees	\$440,000	\$440,000	\$0	\$0	\$0	\$0	\$0	\$0
	Other	\$19,825,547	\$9,999,547	\$5,951,000	\$3,875,000	\$0	\$0	\$0	\$0
	Recreation & Parks	\$252,077,202	\$114,203,984	\$47,561,018	\$29,059,200	\$17,378,000	\$23,269,000	\$12,208,000	\$8,398,000

**Appendix
Capital Budget and Program**

**FY2020 Approved Budget
Anne Arundel County, Maryland**

Project Class Summary - Funding Detail

Council Approved

Project	Project Title	Total	Prior	FY2020	FY2021	FY2022	FY2023	FY2024	FY2025
Project Class Roads & Bridges									
Bonds									
	General County Bonds	\$208,568,204	\$91,927,204	\$960,000	\$14,293,000	\$30,491,000	\$22,808,000	\$22,667,000	\$25,422,000
	Hwy Impact Fee Bonds Dist 1	\$21,000	\$21,000	\$0	\$0	\$0	\$0	\$0	\$0
	Hwy Impact Fee Bonds Dist 3	\$561,000	\$561,000	\$0	\$0	\$0	\$0	\$0	\$0
	Hwy Impact Fee Bonds Dist 5	\$206,000	\$206,000	\$0	\$0	\$0	\$0	\$0	\$0
	PPI Fund Bonds	\$75,000,000	\$0	\$0	\$30,000,000	\$30,000,000	\$15,000,000	\$0	\$0
	Bonds	\$284,356,204	\$92,715,204	\$960,000	\$44,293,000	\$60,491,000	\$37,808,000	\$22,667,000	\$25,422,000
PayGo									
	General Fund PayGo	\$76,206,289	\$7,689,289	\$20,760,000	\$19,177,000	\$2,400,000	\$7,223,000	\$6,418,000	\$12,539,000
	PayGo	\$76,206,289	\$7,689,289	\$20,760,000	\$19,177,000	\$2,400,000	\$7,223,000	\$6,418,000	\$12,539,000
Impact Fees									
	Hwy Impact Fees Dist 1	\$13,094,000	\$16,859,000	(\$5,765,000)	\$2,000,000	\$0	\$0	\$0	\$0
	Hwy Impact Fees Dist 2	\$14,943,000	\$6,976,000	(\$2,435,000)	\$3,702,000	\$5,300,000	\$700,000	\$700,000	\$0
	Hwy Impact Fees Dist 3	\$5,928,750	\$2,809,750	\$3,119,000	\$0	\$0	\$0	\$0	\$0
	Hwy Impact Fees Dist 4	\$25,970,000	\$23,458,000	(\$458,000)	\$3,770,000	(\$400,000)	(\$400,000)	\$0	\$0
	Hwy Impact Fees Dist 5	\$7,421,000	\$6,521,000	\$200,000	\$300,000	\$200,000	\$200,000	\$0	\$0
	Hwy Impact Fees Dist 6	\$11,150,000	\$7,100,000	\$2,650,000	\$600,000	\$400,000	\$400,000	\$0	\$0
	Impact Fees	\$78,506,750	\$63,723,750	(\$2,689,000)	\$10,372,000	\$5,500,000	\$900,000	\$700,000	\$0
Grants & Aid									
	Fed Bridge Repair Prgm	\$7,281,000	\$5,098,000	\$689,000	\$661,000	\$833,000	\$0	\$0	\$0
	Other Fed Grants	\$225,000	\$86,361	\$138,639	\$0	\$0	\$0	\$0	\$0
	Other State Grants	\$9,433,111	\$980,111	\$173,000	\$190,000	\$8,090,000	\$0	\$0	\$0
	Grants & Aid	\$16,939,111	\$6,164,472	\$1,000,639	\$851,000	\$8,923,000	\$0	\$0	\$0
Other									
	Developer Contribution	\$5,950,205	\$3,090,205	\$2,860,000	\$0	\$0	\$0	\$0	\$0
	Miscellaneous	\$1,995,000	\$340,000	\$1,345,000	\$310,000	\$0	\$0	\$0	\$0
	Bond Premium	\$33,290,000	\$23,859,000	\$9,431,000	\$0	\$0	\$0	\$0	\$0
	Video Lottery Impact Aid	\$10,754,224	\$7,754,224	\$500,000	\$500,000	\$500,000	\$500,000	\$500,000	\$500,000
	Natl. Bus Park Tax Dist	\$728	\$728	\$0	\$0	\$0	\$0	\$0	\$0
	Other	\$51,990,157	\$35,044,157	\$14,136,000	\$810,000	\$500,000	\$500,000	\$500,000	\$500,000
	Roads & Bridges	\$507,998,511	\$205,336,872	\$34,167,639	\$75,503,000	\$77,814,000	\$46,431,000	\$30,285,000	\$38,461,000

**Appendix
Capital Budget and Program**

**FY2020 Approved Budget
Anne Arundel County, Maryland**

Project Class Summary - Funding Detail							Council Approved		
Project	Project Title	Total	Prior	FY2020	FY2021	FY2022	FY2023	FY2024	FY2025
Project Class Traffic Control									
Bonds									
	General County Bonds	\$21,666,520	\$9,466,520	\$1,960,000	\$2,400,000	\$1,960,000	\$1,960,000	\$1,960,000	\$1,960,000
	Bonds	\$21,666,520	\$9,466,520	\$1,960,000	\$2,400,000	\$1,960,000	\$1,960,000	\$1,960,000	\$1,960,000
PayGo									
	General Fund PayGo	\$158,854	\$158,854	\$0	\$0	\$0	\$0	\$0	\$0
	PayGo	\$158,854	\$158,854	\$0	\$0	\$0	\$0	\$0	\$0
Grants & Aid									
	Other Fed Grants	\$160,040	\$160,040	\$0	\$0	\$0	\$0	\$0	\$0
	Grants & Aid	\$160,040	\$160,040	\$0	\$0	\$0	\$0	\$0	\$0
Other									
	Developer Contribution	\$18,000,000	\$9,000,000	\$1,500,000	\$1,500,000	\$1,500,000	\$1,500,000	\$1,500,000	\$1,500,000
	Other	\$18,000,000	\$9,000,000	\$1,500,000	\$1,500,000	\$1,500,000	\$1,500,000	\$1,500,000	\$1,500,000
	Traffic Control	\$39,985,414	\$18,785,414	\$3,460,000	\$3,900,000	\$3,460,000	\$3,460,000	\$3,460,000	\$3,460,000

**Appendix
Capital Budget and Program**

**FY2020 Approved Budget
Anne Arundel County, Maryland**

Project Class Summary - Funding Detail							Council Approved		
Project	Project Title	Total	Prior	FY2020	FY2021	FY2022	FY2023	FY2024	FY2025
Project Class Dredging									
Bonds									
	General County Bonds	\$17,392,561	\$10,338,961	\$2,053,600	\$1,000,000	\$1,000,000	\$1,000,000	\$1,000,000	\$1,000,000
	WPRF Bonds	\$0	\$0	\$0	\$0	\$0	\$0	\$0	\$0
	Bonds	\$17,392,561	\$10,338,961	\$2,053,600	\$1,000,000	\$1,000,000	\$1,000,000	\$1,000,000	\$1,000,000
PayGo									
	General Fund PayGo	\$1,961,544	\$761,544	\$200,000	\$200,000	\$200,000	\$200,000	\$200,000	\$200,000
	PayGo	\$1,961,544	\$761,544	\$200,000	\$200,000	\$200,000	\$200,000	\$200,000	\$200,000
Grants & Aid									
	MD Waterway Improvement	\$10,919,826	\$4,465,426	\$1,454,400	\$1,000,000	\$1,000,000	\$1,000,000	\$1,000,000	\$1,000,000
	Other State Grants	\$0	\$0	\$0	\$0	\$0	\$0	\$0	\$0
	Grants & Aid	\$10,919,826	\$4,465,426	\$1,454,400	\$1,000,000	\$1,000,000	\$1,000,000	\$1,000,000	\$1,000,000
	Dredging	\$30,273,931	\$15,565,931	\$3,708,000	\$2,200,000	\$2,200,000	\$2,200,000	\$2,200,000	\$2,200,000

**Appendix
Capital Budget and Program**

**FY2020 Approved Budget
Anne Arundel County, Maryland**

Project Class Summary - Funding Detail							Council Approved		
Project	Project Title	Total	Prior	FY2020	FY2021	FY2022	FY2023	FY2024	FY2025
Project Class Water Quality Improvements									
Bonds									
	General County Bonds	\$12,170,922	\$12,170,922	\$0	\$0	\$0	\$0	\$0	\$0
	WPRF Bonds	\$0	\$0	\$0	\$0	\$0	\$0	\$0	\$0
	Bonds	\$12,170,922	\$12,170,922	\$0	\$0	\$0	\$0	\$0	\$0
PayGo									
	General Fund PayGo	\$38,820	\$38,820	\$0	\$0	\$0	\$0	\$0	\$0
	PayGo	\$38,820	\$38,820	\$0	\$0	\$0	\$0	\$0	\$0
Grants & Aid									
	Other Fed Grants	\$2,547,000	\$2,547,000	\$0	\$0	\$0	\$0	\$0	\$0
	Other State Grants	\$865	\$865	\$0	\$0	\$0	\$0	\$0	\$0
	Grants & Aid	\$2,547,865	\$2,547,865	\$0	\$0	\$0	\$0	\$0	\$0
	Water Quality Improvements	\$14,757,607	\$14,757,607	\$0	\$0	\$0	\$0	\$0	\$0

**Appendix
Capital Budget and Program**

**FY2020 Approved Budget
Anne Arundel County, Maryland**

Project Class Summary - Funding Detail							Council Approved		
Project	Project Title	Total	Prior	FY2020	FY2021	FY2022	FY2023	FY2024	FY2025
Project Class Stormwater Runoff Controls									
Bonds									
	General County Bonds	\$1,192,750	\$1,192,750	\$0	\$0	\$0	\$0	\$0	\$0
	WPRF Bonds	\$43,000	\$43,000	\$0	\$0	\$0	\$0	\$0	\$0
	Bonds	\$1,235,750	\$1,235,750	\$0	\$0	\$0	\$0	\$0	\$0
PayGo									
	General Fund PayGo	\$8,599	\$8,599	\$0	\$0	\$0	\$0	\$0	\$0
	PayGo	\$8,599	\$8,599	\$0	\$0	\$0	\$0	\$0	\$0
Grants & Aid									
	MDE Erosion & Water Qlty	\$82,000	\$82,000	\$0	\$0	\$0	\$0	\$0	\$0
	Other State Grants	\$0	\$0	\$0	\$0	\$0	\$0	\$0	\$0
	Grants & Aid	\$82,000	\$82,000	\$0	\$0	\$0	\$0	\$0	\$0
Other									
	Miscellaneous	\$24,444	\$24,444	\$0	\$0	\$0	\$0	\$0	\$0
	Other	\$24,444	\$24,444	\$0	\$0	\$0	\$0	\$0	\$0
	Stormwater Runoff Controls	\$1,350,792	\$1,350,792	\$0	\$0	\$0	\$0	\$0	\$0

**Appendix
Capital Budget and Program**

**FY2020 Approved Budget
Anne Arundel County, Maryland**

Project Class Summary - Funding Detail								Council Approved	
Project	Project Title	Total	Prior	FY2020	FY2021	FY2022	FY2023	FY2024	FY2025
Project Class Special Benefit Districts									
Other									
	Other Funding Sources	\$648,700	\$648,700	\$0	\$0	\$0	\$0	\$0	\$0
	Other	\$648,700	\$648,700	\$0	\$0	\$0	\$0	\$0	\$0
	Special Benefit Districts	\$648,700	\$648,700	\$0	\$0	\$0	\$0	\$0	\$0

**Appendix
Capital Budget and Program**

**FY2020 Approved Budget
Anne Arundel County, Maryland**

Project Class Summary - Funding Detail							Council Approved		
Project	Project Title	Total	Prior	FY2020	FY2021	FY2022	FY2023	FY2024	FY2025
Project Class School Off-Site									
Bonds									
	General County Bonds	\$2,481,239	\$981,239	\$250,000	\$250,000	\$250,000	\$250,000	\$250,000	\$250,000
	Bonds	\$2,481,239	\$981,239	\$250,000	\$250,000	\$250,000	\$250,000	\$250,000	\$250,000
Other									
	Developer Contribution	\$9,761	\$9,761	\$0	\$0	\$0	\$0	\$0	\$0
	Other	\$9,761	\$9,761	\$0	\$0	\$0	\$0	\$0	\$0
	School Off-Site	\$2,491,000	\$991,000	\$250,000	\$250,000	\$250,000	\$250,000	\$250,000	\$250,000

**Appendix
Capital Budget and Program**

**FY2020 Approved Budget
Anne Arundel County, Maryland**

Project Class Summary - Funding Detail							Council Approved		
Project	Project Title	Total	Prior	FY2020	FY2021	FY2022	FY2023	FY2024	FY2025
Project Class Board of Education									
Bonds									
	General County Bonds	\$1,075,629,265	\$667,155,265	\$77,102,000	\$87,494,000	\$90,678,000	\$81,043,000	\$35,135,000	\$37,022,000
	PPI Fund Bonds	\$125,000,000	\$0	\$0	\$50,000,000	\$75,000,000	\$0	\$0	\$0
	Bonds	\$1,200,629,265	\$667,155,265	\$77,102,000	\$137,494,000	\$165,678,000	\$81,043,000	\$35,135,000	\$37,022,000
PayGo									
	General Fund PayGo	\$52,918,394	\$82,140,394	\$7,673,000	(\$15,275,000)	(\$500,000)	(\$5,553,000)	(\$4,748,000)	(\$10,819,000)
	Bd of Ed PayGo	\$1,011,700	\$1,011,700	\$0	\$0	\$0	\$0	\$0	\$0
	PayGo	\$53,930,094	\$83,152,094	\$7,673,000	(\$15,275,000)	(\$500,000)	(\$5,553,000)	(\$4,748,000)	(\$10,819,000)
Impact Fees									
	Impact Fees - Ed	\$0	\$0	\$0	\$0	\$0	\$0	\$0	\$0
	Ed Impact Fees Dist 1	\$63,963,500	\$41,113,500	\$11,100,000	\$3,850,000	\$2,900,000	\$2,500,000	\$2,500,000	\$0
	Ed Impact Fees Dist 2	\$7,592,600	\$4,242,600	\$2,350,000	\$350,000	\$300,000	\$350,000	\$0	\$0
	Ed Impact Fees Dist 3	\$34,254,700	\$21,054,700	\$0	\$3,493,000	\$6,907,000	\$1,400,000	\$1,400,000	\$0
	Ed Impact Fees Dist 4	\$945,800	\$945,800	\$0	\$0	\$0	\$0	\$0	\$0
	Ed Impact Fees Dist 5	\$7,614,700	\$5,114,700	\$900,000	\$400,000	\$400,000	\$400,000	\$400,000	\$0
	Ed Impact Fees Dist 6	\$12,783,000	\$9,483,000	\$1,300,000	\$500,000	\$500,000	\$500,000	\$500,000	\$0
	Ed Impact Fees Dist 7	\$1,297,500	\$1,047,500	\$250,000	\$0	\$0	\$0	\$0	\$0
	Impact Fees	\$128,451,800	\$83,001,800	\$15,900,000	\$8,593,000	\$11,007,000	\$5,150,000	\$4,800,000	\$0
Grants & Aid									
	Other Fed Grants	\$94,000,000	\$94,000,000	\$0	\$0	\$0	\$0	\$0	\$0
	POS - Development	\$233,000	\$233,000	\$0	\$0	\$0	\$0	\$0	\$0
	Inter-Agency Committee	\$516,578,054	\$275,533,054	\$37,715,000	\$41,953,000	\$39,520,000	\$44,338,000	\$40,615,000	\$36,904,000
	Other State Grants	\$33,046,000	\$19,503,000	\$3,543,000	\$2,000,000	\$2,000,000	\$2,000,000	\$2,000,000	\$2,000,000
	Grants & Aid	\$643,857,054	\$389,269,054	\$41,258,000	\$43,953,000	\$41,520,000	\$46,338,000	\$42,615,000	\$38,904,000
Other									
	Other Funding Sources	\$6,391,000	\$6,391,000	\$0	\$0	\$0	\$0	\$0	\$0
	Miscellaneous	\$1,280,000	\$1,280,000	\$0	\$0	\$0	\$0	\$0	\$0
	Bond Premium	\$75,263,000	\$55,263,000	\$20,000,000	\$0	\$0	\$0	\$0	\$0
	Video Lottery Impact Aid	\$3,000,000	\$3,000,000	\$0	\$0	\$0	\$0	\$0	\$0
	Other	\$85,934,000	\$65,934,000	\$20,000,000	\$0	\$0	\$0	\$0	\$0
	Board of Education	\$2,112,802,213	\$1,288,512,213	\$161,933,000	\$174,765,000	\$217,705,000	\$126,978,000	\$77,802,000	\$65,107,000

**Appendix
Capital Budget and Program**

**FY2020 Approved Budget
Anne Arundel County, Maryland**

Project Class Summary - Funding Detail							Council Approved		
Project	Project Title	Total	Prior	FY2020	FY2021	FY2022	FY2023	FY2024	FY2025
Project Class Community College									
Bonds									
	General County Bonds	\$91,581,000	\$49,538,000	\$28,087,000	\$830,000	\$1,665,000	\$2,512,000	\$5,493,000	\$3,456,000
Bonds		\$91,581,000	\$49,538,000	\$28,087,000	\$830,000	\$1,665,000	\$2,512,000	\$5,493,000	\$3,456,000
PayGo									
	General Fund PayGo	\$4,645,000	\$9,670,000	(\$2,025,000)	(\$3,000,000)	\$0	\$0	\$0	\$0
	Community College Pay Go	\$1,745,000	\$1,745,000	\$0	\$0	\$0	\$0	\$0	\$0
PayGo		\$6,390,000	\$11,415,000	(\$2,025,000)	(\$3,000,000)	\$0	\$0	\$0	\$0
Grants & Aid									
	Maryland Higher Education	\$65,951,000	\$9,020,000	\$22,657,000	\$26,151,000	\$115,000	\$1,560,000	\$3,943,000	\$2,505,000
	Other State Grants	\$1,275,000	\$0	\$475,000	\$0	\$400,000	\$0	\$400,000	\$0
Grants & Aid		\$67,226,000	\$9,020,000	\$23,132,000	\$26,151,000	\$515,000	\$1,560,000	\$4,343,000	\$2,505,000
Other									
	Bond Premium	\$10,000,000	\$0	\$0	\$10,000,000	\$0	\$0	\$0	\$0
Other		\$10,000,000	\$0	\$0	\$10,000,000	\$0	\$0	\$0	\$0
Community College		\$175,197,000	\$69,973,000	\$49,194,000	\$33,981,000	\$2,180,000	\$4,072,000	\$9,836,000	\$5,961,000

**Appendix
Capital Budget and Program**

**FY2020 Approved Budget
Anne Arundel County, Maryland**

Project Class Summary - Funding Detail							Council Approved		
Project	Project Title	Total	Prior	FY2020	FY2021	FY2022	FY2023	FY2024	FY2025
Project Class Library									
Bonds									
	General County Bonds	\$74,880,720	\$36,177,720	\$1,658,000	\$350,000	\$350,000	\$350,000	\$2,763,000	\$33,232,000
	Bonds	\$74,880,720	\$36,177,720	\$1,658,000	\$350,000	\$350,000	\$350,000	\$2,763,000	\$33,232,000
PayGo									
	General Fund PayGo	\$4,139,564	\$3,374,564	\$765,000	\$0	\$0	\$0	\$0	\$0
	PayGo	\$4,139,564	\$3,374,564	\$765,000	\$0	\$0	\$0	\$0	\$0
Grants & Aid									
	Other State Grants	\$1,459,364	\$1,259,364	\$200,000	\$0	\$0	\$0	\$0	\$0
	Grants & Aid	\$1,459,364	\$1,259,364	\$200,000	\$0	\$0	\$0	\$0	\$0
Other									
	Video Lottery Impact Aid	\$1,310,000	\$1,310,000	\$0	\$0	\$0	\$0	\$0	\$0
	Other	\$1,310,000	\$1,310,000	\$0	\$0	\$0	\$0	\$0	\$0
	Library	\$81,789,648	\$42,121,648	\$2,623,000	\$350,000	\$350,000	\$350,000	\$2,763,000	\$33,232,000

**Appendix
Capital Budget and Program**

**FY2020 Approved Budget
Anne Arundel County, Maryland**

Project Class Summary - Funding Detail							Council Approved		
Project	Project Title	Total	Prior	FY2020	FY2021	FY2022	FY2023	FY2024	FY2025
Project Class Waste Management									
Bonds									
	Solid Waste Bonds	\$53,414,861	\$27,764,861	\$19,125,000	\$885,000	\$885,000	\$885,000	\$885,000	\$2,985,000
	Bonds	\$53,414,861	\$27,764,861	\$19,125,000	\$885,000	\$885,000	\$885,000	\$885,000	\$2,985,000
PayGo									
	Solid Wst Mgmt PayGo	\$6,417,894	\$2,401,894	\$1,241,000	\$555,000	\$555,000	\$555,000	\$555,000	\$555,000
	SW Financial Assurance PayGo	\$15,722,000	\$15,522,000	\$200,000	\$0	\$0	\$0	\$0	\$0
	General Fund PayGo	\$0	\$0	\$0	\$0	\$0	\$0	\$0	\$0
	PayGo	\$22,139,894	\$17,923,894	\$1,441,000	\$555,000	\$555,000	\$555,000	\$555,000	\$555,000
Other									
	Miscellaneous	\$750,000	\$750,000	\$0	\$0	\$0	\$0	\$0	\$0
	Bond Premium	\$1,946,000	\$1,946,000	\$0	\$0	\$0	\$0	\$0	\$0
	Other	\$2,696,000	\$2,696,000	\$0	\$0	\$0	\$0	\$0	\$0
	Waste Management	\$78,250,756	\$48,384,756	\$20,566,000	\$1,440,000	\$1,440,000	\$1,440,000	\$1,440,000	\$3,540,000

**Appendix
Capital Budget and Program**

**FY2020 Approved Budget
Anne Arundel County, Maryland**

Project Class Summary - Funding Detail							Council Approved		
Project	Project Title	Total	Prior	FY2020	FY2021	FY2022	FY2023	FY2024	FY2025
Project Class Wastewater									
Bonds									
	Water Bonds	\$541,037	\$341,037	\$0	\$0	\$0	\$0	\$0	\$200,000
	WasteWater Bonds	\$715,230,923	\$498,314,562	\$42,509,242	\$57,335,390	\$38,399,729	\$32,968,000	\$22,752,000	\$22,952,000
	Bonds	\$715,771,960	\$498,655,599	\$42,509,242	\$57,335,390	\$38,399,729	\$32,968,000	\$22,752,000	\$23,152,000
PayGo									
	WasteWater PayGo	\$82,895,244	\$39,392,244	\$10,344,000	\$7,847,000	\$6,494,000	\$6,376,000	\$6,321,000	\$6,121,000
	Water PayGo	\$5,555,000	\$955,000	\$800,000	\$800,000	\$800,000	\$800,000	\$800,000	\$600,000
	PayGo	\$88,450,244	\$40,347,244	\$11,144,000	\$8,647,000	\$7,294,000	\$7,176,000	\$7,121,000	\$6,721,000
Grants & Aid									
	Other State Grants	\$120,392,618	\$117,011,618	\$3,381,000	\$0	\$0	\$0	\$0	\$0
	Grants & Aid	\$120,392,618	\$117,011,618	\$3,381,000	\$0	\$0	\$0	\$0	\$0
Other									
	Developer Contribution	\$2,998,635	\$2,998,635	\$0	\$0	\$0	\$0	\$0	\$0
	Miscellaneous	\$2,522,000	\$2,522,000	\$0	\$0	\$0	\$0	\$0	\$0
	Project Reimbursement	\$2,000,000	\$2,000,000	\$0	\$0	\$0	\$0	\$0	\$0
	Bond Premium	\$40,440,000	\$28,250,000	\$12,190,000	\$0	\$0	\$0	\$0	\$0
	User Connections	(\$3)	(\$3)	\$0	\$0	\$0	\$0	\$0	\$0
	Other	\$47,960,632	\$35,770,632	\$12,190,000	\$0	\$0	\$0	\$0	\$0
	Wastewater	\$972,575,455	\$691,785,094	\$69,224,242	\$65,982,390	\$45,693,729	\$40,144,000	\$29,873,000	\$29,873,000

**Appendix
Capital Budget and Program**

**FY2020 Approved Budget
Anne Arundel County, Maryland**

Project Class Summary - Funding Detail							Council Approved		
Project	Project Title	Total	Prior	FY2020	FY2021	FY2022	FY2023	FY2024	FY2025
Project Class Water									
Bonds									
	Water Bonds	\$466,908,702	\$251,182,997	\$49,412,420	\$73,911,285	\$39,185,000	\$20,218,000	\$20,165,000	\$12,834,000
	Bonds	\$466,908,702	\$251,182,997	\$49,412,420	\$73,911,285	\$39,185,000	\$20,218,000	\$20,165,000	\$12,834,000
PayGo									
	Water PayGo	\$63,380,921	\$25,643,921	\$3,159,000	\$5,482,000	\$7,076,000	\$7,186,000	\$7,194,000	\$7,640,000
	PayGo	\$63,380,921	\$25,643,921	\$3,159,000	\$5,482,000	\$7,076,000	\$7,186,000	\$7,194,000	\$7,640,000
Grants & Aid									
	Other Fed Grants	\$3,074,613	\$3,074,613	\$0	\$0	\$0	\$0	\$0	\$0
	Other State Grants	\$1,261,000	\$1,261,000	\$0	\$0	\$0	\$0	\$0	\$0
	Grants & Aid	\$4,335,613	\$4,335,613	\$0	\$0	\$0	\$0	\$0	\$0
Other									
	Developer Contribution	\$430,000	\$430,000	\$0	\$0	\$0	\$0	\$0	\$0
	Project Reimbursement	\$2,000,000	\$2,000,000	\$0	\$0	\$0	\$0	\$0	\$0
	Bond Premium	\$6,343,000	\$4,243,000	\$2,100,000	\$0	\$0	\$0	\$0	\$0
	Other	\$8,773,000	\$6,673,000	\$2,100,000	\$0	\$0	\$0	\$0	\$0
	Water	\$543,398,236	\$287,835,531	\$54,671,420	\$79,393,285	\$46,261,000	\$27,404,000	\$27,359,000	\$20,474,000

**Appendix
Capital Budget and Program**

**FY2020 Approved Budget
Anne Arundel County, Maryland**

Project Class Summary - Funding Detail							Council Approved		
Project	Project Title	Total	Prior	FY2020	FY2021	FY2022	FY2023	FY2024	FY2025
Project Class Watershed Protection & Restor.									
Bonds									
	WPRF Bonds	\$350,569,666	\$255,874,066	\$8,110,600	\$8,117,000	\$8,117,000	\$18,117,000	\$18,117,000	\$34,117,000
	Bonds	\$350,569,666	\$255,874,066	\$8,110,600	\$8,117,000	\$8,117,000	\$18,117,000	\$18,117,000	\$34,117,000
Grants & Aid									
	Other State Grants	\$4,566,000	\$2,845,000	\$1,721,000	\$0	\$0	\$0	\$0	\$0
	Grants & Aid	\$4,566,000	\$2,845,000	\$1,721,000	\$0	\$0	\$0	\$0	\$0
Other									
	Miscellaneous	\$0	\$0	\$0	\$0	\$0	\$0	\$0	\$0
	Project Reimbursement	\$1,000,000	\$1,000,000	\$0	\$0	\$0	\$0	\$0	\$0
	Bond Premium	\$5,311,000	\$5,311,000	\$0	\$0	\$0	\$0	\$0	\$0
	Other	\$6,311,000	\$6,311,000	\$0	\$0	\$0	\$0	\$0	\$0
	Watershed Protection & Restor.	\$361,446,666	\$265,030,066	\$9,831,600	\$8,117,000	\$8,117,000	\$18,117,000	\$18,117,000	\$34,117,000

**Appendix
Capital Budget and Program**

**FY2020 Approved Budget
Anne Arundel County, Maryland**

Project Class Summary - Funding Detail								Council Approved	
Project	Project Title	Total	Prior	FY2020	FY2021	FY2022	FY2023	FY2024	FY2025
	Grand-Total	\$5,768,815,775	\$3,366,694,052	\$487,398,119	\$559,756,875	\$490,832,729	\$323,323,000	\$261,154,000	\$279,657,000

COUNTY COUNCIL OF ANNE ARUNDEL COUNTY, MARYLAND

Legislative Session 2019, Legislative Day No. 9

Bill No. 29-19

Introduced by Mr. Pruski, Chairman
(by request of the County Executive)

By the County Council, May 1, 2019

Introduced and first read on May 1, 2019
Public Hearings set for and held on May 9 and 13, 2019
Bill AMENDED on June 10 and 14, 2019
Bill VOTED on June 14, 2019

By Order: Joanne Gray, Administrative Officer

A BILL ENTITLED

1 AN ORDINANCE concerning: Annual Budget and Appropriation Ordinance of Anne
2 Arundel County

3
4 FOR the purpose of adopting the County Budget, consisting of the Current Expense Budget
5 for the fiscal year ending June 30, 2020, the Capital Budget for the fiscal year ending
6 June 30, 2020, the Capital Program for the fiscal years ending June 30, 2020, June 30,
7 2021, June 30, 2022, June 30, 2023, June 30, 2024, and June 30, 2025; and
8 appropriating funds for all expenditures for the fiscal year beginning July 1, 2019, and
9 ending June 30, 2020.

10
11 SECTION 1. *Be it enacted by the County Council of Anne Arundel County, Maryland,*
12 That the Current Expense Budget for the fiscal year ending June 30, 2020, as amended by
13 this Ordinance, is hereby approved and finally adopted for such fiscal year; and funds for
14 all expenditures for the purposes specified in the Current Expense Budget beginning July
15 1, 2019, and ending June 30, 2020, are hereby appropriated in the amounts hereinafter
16 specified and will be used by the respective departments and major operating units thereof
17 and by the courts, bureaus, commissions, offices, agencies, and special taxing districts of
18 the County in the sums itemized in said budget and summarized in Exhibit A, hereby
19 adopted and made part of this Ordinance, for the principal objectives and purposes thereof;
20 and the total sum of General Fund appropriations herein provided for the respective
21 departments and major operating units thereof and by the courts, bureaus, commissions,
22 offices, agencies, and special taxing districts as are set out opposite each of them as follows:

23
24 1. Office of Administrative Hearings \$ 387,400

Bill No. 29-19

Page No. 2

1	2. Board of Education	\$ 733,315,800
2		<u>\$ 733,315,800</u>
3		
4	3. Board of Supervisors of Elections	\$ 5,021,900
5		
6	4. Board of License Commissioners	\$ 753,500
7		<u>\$ 748,500</u>
8		
9	5. Office of Central Services	\$ 23,321,500
10		<u>\$ 22,962,500</u>
11		<u>\$ 23,061,800</u>
12		
13	6. Chief Administrative Officer	\$ 16,543,000
14		<u>\$ 16,708,000</u>
15		
16	7. Circuit Court	\$ 6,231,900
17		
18	8. Anne Arundel Community College	\$ 45,387,700
19		
20	9. Cooperative Extension Service	\$ 236,700
21		
22	10. Office of the County Executive	\$ 5,367,300
23		
24	11. Department of Aging	\$ 8,655,000
25		<u>\$ 8,630,500</u>
26		
27	12. Office of Detention Facilities	\$ 50,970,900
28		<u>\$ 50,960,900</u>
29		
30	13. Ethics Commission	\$ 245,500
31		
32	14. Fire Department	\$ 122,301,100
33		<u>\$ 122,233,100</u>
34		<u>\$ 122,647,000</u>
35		
36	15. Department of Health	\$ 39,867,800
37		<u>\$ 39,785,700</u>
38		<u>\$ 39,808,700</u>
39		
40	16. Office of Information Technology	\$ 22,849,700
41		<u>\$ 22,839,700</u>
42		
43	17. Department of Inspections and Permits	\$ 13,672,200
44		
45	18. Office of Law	\$ 4,564,700
46		
47	19. Legislative Branch	\$ 4,309,400
48		<u>\$ 4,486,900</u>

1	20. Office of Emergency Management	\$ 844,800
2		
3	21. Office of Finance	\$ 9,286,900
4		
5	22. Office of Finance (Non-Departmental)	\$ 290,456,700
6		<u>\$ 290,166,700</u>
7		
8	23. Office of the Budget	\$ 1,523,900
9		<u>\$ 1,488,900</u>
10		
11	24. Office of the Sheriff	\$ 11,109,100
12		\$ 11,099,100
13		<u>\$ 11,169,400</u>
14		
15	25. Office of the State's Attorney	\$ 12,623,000
16		
17	26. Office of Transportation	\$ 6,164,500
18		<u>\$ 6,104,000</u>
19		
20	27. Orphan's Court	\$ 150,500
21		
22	28. Office of Personnel	\$ 7,516,900
23		
24	29. Office of Planning and Zoning	\$ 8,051,700
25		\$ 7,981,700
26		<u>\$ 8,126,800</u>
27		
28	30. Police Department	\$ 151,187,000
29		<u>\$ 151,162,000</u>
30		
31	31. Department of Public Libraries	\$ 24,427,500
32		<u>\$ 24,381,800</u>
33		
34	32. Department of Public Works	\$ 34,833,100
35		<u>\$ 34,786,000</u>
36		
37	33. Department of Recreation and Parks	\$ 28,329,200
38		<u>\$ 28,371,700</u>
39		
40	34. Department of Social Services	\$ 5,778,500
41		<u>\$ 5,629,000</u>
42		

43 SECTION 2. *And be it further enacted,* That funds in the amount of \$2,400,000 are
 44 appropriated for the Anne Arundel Workforce Development Corporation Fund during the
 45 fiscal year beginning July 1, 2019, and ending June 30, 2020, for the purposes set forth in
 46 Exhibit B, adopted and made part of this Ordinance.

47
 48 SECTION 3. *And be it further enacted,* That funds in the amount of \$741,700 are
 49 appropriated for the Agricultural and Woodland Preservation Sinking Fund during the

Bill No. 29-19

Page No. 4

1 fiscal year beginning July 1, 2019, and ending June 30, 2020, for the purposes set forth in
2 Exhibit B, adopted and made part of this Ordinance.

3
4 SECTION 4. *And be it further enacted*, That funds in the amount of \$1,424,600 are
5 appropriated for the Arundel Gateway Special Taxing District Fund during the fiscal year
6 beginning July 1, 2019, and ending June 30, 2020, for the purposes set forth in Exhibit B,
7 adopted and made part of this Ordinance.

8
9 SECTION 5. *And be it further enacted*, That funds in the amount of \$9,070,400 are
10 appropriated for the Community Development Fund during the fiscal year beginning July
11 1, 2019, and ending June 30, 2020, for the purposes set forth in Exhibit B, adopted and
12 made part of this Ordinance.

13
14 SECTION 6. *And be it further enacted*, That funds in the amount of \$165,000 are
15 appropriated for the Court Fines and Fees Special Revenue Fund during the fiscal year
16 beginning July 1, 2019, and ending June 30, 2020, for the purposes set forth in Exhibit B,
17 adopted and made part of this Ordinance.

18
19 SECTION 7. *And be it further enacted*, That funds in the amount of \$1,137,700 are
20 appropriated for the Dorchester Special Taxing District Fund during the fiscal year
21 beginning July 1, 2019, and ending June 30, 2020, for the purposes set forth in Exhibit B,
22 adopted and made part of this Ordinance.

23
24 SECTION 8. *And be it further enacted*, That funds in the amount of \$38,700 are
25 appropriated for the Energy Loan Revolving Fund during the fiscal year beginning July 1,
26 2019, and ending June 30, 2020, for the purposes set forth in Exhibit B, adopted and made
27 part of this Ordinance.

28
29 SECTION 9. *And be it further enacted*, That funds in the amount of \$530,600 are
30 appropriated for the Farmington Village Special Taxing District Fund during the fiscal year
31 beginning July 1, 2019, and ending June 30, 2020, for the purposes set forth in Exhibit B,
32 adopted and made part of this Ordinance.

33
34 SECTION 10. *And be it further enacted*, That funds in the amount of \$575,000 are
35 appropriated for the Forfeiture and Asset Seizure Team (FAST) Fund during the fiscal year
36 beginning July 1, 2019, and ending June 30, 2020, for the purposes set forth in Exhibit B,
37 adopted and made part of this Ordinance.

38
39 SECTION 11. *And be it further enacted*, That funds in the amount of \$11,098,300 are
40 appropriated for the Garage Vehicle Replacement Fund during the fiscal year beginning
41 July 1, 2019, and ending June 30, 2020, for the purposes set forth in Exhibit B, adopted
42 and made part of this Ordinance.

43
44 SECTION 12. *And be it further enacted*, That funds in the amount of ~~\$15,790,900~~
45 \$15,710,900 are appropriated for the Garage Working Capital Fund during the fiscal year
46 beginning July 1, 2019, and ending June 30, 2020, for the purposes set forth in Exhibit B,
47 adopted and made part of this Ordinance.

1 SECTION 13. *And be it further enacted*, That funds in the amount of ~~\$38,304,600~~
 2 \$42,339,400 are appropriated for the Grants Special Revenue Fund during the fiscal year
 3 beginning July 1, 2019, and ending June 30, 2020, for the purposes set forth in Exhibit C,
 4 adopted and made part of this Ordinance.

5
 6 SECTION 14. *And be it further enacted*, That funds in the amount of \$90,849,200 are
 7 appropriated for the Health Insurance Fund during the fiscal year beginning July 1, 2019,
 8 and ending June 30, 2020, for the purposes set forth in Exhibit B, adopted and made part
 9 of this Ordinance.

10
 11 SECTION 15. *And be it further enacted*, That funds for the purposes herein specified
 12 are appropriated for the Higher Education Fund during the fiscal year beginning July 1,
 13 2019, and ending June 30, 2020 as follows:

14
 15 Anne Arundel Community College

16		
17	1. Instruction	\$ 56,418,600
18		
19	2. Academic Support	\$ 18,940,400
20		
21	3. Student Services	\$ 11,757,600
22		
23	4. Plant Operations	\$ 11,024,300
24		
25	5. Institutional Support	\$ 19,601,800
26		
27	6. Auxiliary and Other	\$ 37,718,000
28		

29 SECTION 16. *And be it further enacted*, That funds in the amount of ~~\$83,196,700~~
 30 ~~\$59,521,600~~ \$63,581,600 are appropriated for the Impact Fee Special Revenue Fund
 31 during the fiscal year beginning July 1, 2019, and ending June 30, 2020, for the purposes
 32 set forth in Exhibit D adopted and made part of this Ordinance.

33
 34 SECTION 17. *And be it further enacted*, That funds in the amount of \$1,761,800 are
 35 appropriated for the Inmate Benefit Fund during the fiscal year beginning July 1, 2019, and
 36 ending June 30, 2020, for the purposes set forth in Exhibit B, adopted and made part of this
 37 Ordinance.

38
 39 SECTION 18. *And be it further enacted*, That funds in the amount of \$346,500 are
 40 appropriated for the Laurel Race Track Community Benefit Fund during the fiscal year
 41 beginning July 1, 2019, and ending June 30, 2020, for the purposes set forth in Exhibit B,
 42 adopted and made part of this Ordinance.

43
 44 SECTION 19. *And be it further enacted*, That funds for the purposes herein specified
 45 are appropriated for the Library Fund during the fiscal year beginning July 1, 2019, and
 46 ending June 30, 2020, as follows:

47		
48	1. Personal Services	\$ 21,177,000
49		<u>\$ 21,131,300</u>

Bill No. 29-19

Page No. 6

1	2. Contractual Services	\$	1,530,100
2			
3	3. Supplies & Materials	\$	5,034,000
4			
5	4. Business & Travel	\$	146,500
6			
7	5. Capital Outlay	\$	238,800
8			
9	6. Grants, Contributions and Other	\$	110,800
10			

11 SECTION 20. *And be it further enacted*, That funds in the amount of \$2,019,100 are
 12 appropriated for the National Business Park-North Special Taxing District Fund during the
 13 fiscal year beginning July 1, 2019, and ending June 30, 2020, for the purposes set forth in
 14 Exhibit B, adopted and made part of this Ordinance.

15
 16 SECTION 21. *And be it further enacted*, That funds in the amount of \$5,744,400 are
 17 appropriated for the Nursery Road Tax Increment Fund during the fiscal year beginning
 18 July 1, 2019, and ending June 30, 2020, for the purposes set forth in Exhibit B, adopted
 19 and made part of this Ordinance.

20
 21 SECTION 21A. *And be it further enacted*, That funds in the amount of \$1,345,000 are
 22 appropriated for the Odenton Town Center Tax Increment Fund during the fiscal year
 23 beginning July 1, 2019, and ending June 30, 2020, for the purposes set forth in Exhibit B,
 24 adopted and made part of this Ordinance.

25
 26 SECTION 22. *And be it further enacted*, That funds in the amount of \$1,078,000 are
 27 appropriated for the Park Place Tax Increment Fund during the fiscal year beginning July
 28 1, 2019, and ending June 30, 2020, for the purposes set forth in Exhibit B, adopted and
 29 made part of this Ordinance.

30
 31 SECTION 23. *And be it further enacted*, That funds in the amount of \$527,300 are
 32 appropriated for the Parking Garage Special Revenue Fund during the fiscal year beginning
 33 July 1, 2019, and ending June 30, 2020, for the purposes set forth in Exhibit B, adopted
 34 and made part of this Ordinance

35
 36 SECTION 24. *And be it further enacted*, That funds in the amount of \$17,392,700 are
 37 appropriated for the Parole Town Center Development District Tax Increment Fund during
 38 the fiscal year beginning July 1, 2019, and ending June 30, 2020, for the purposes set forth
 39 in Exhibit B, adopted and made part of this Ordinance.

40
 41 SECTION 25. *And be it further enacted*, That funds in the amount of \$5,184,700 are
 42 appropriated for the Partnership for Children, Youth & Families Special Fund during the
 43 fiscal year beginning July 1, 2019, and ending June 30, 2020, for the purposes set forth in
 44 Exhibit B, adopted and made part of this Ordinance.

45
 46 SECTION 26. *And be it further enacted*, That funds in the amount of \$1,100,000 are
 47 appropriated for the Piney Orchard WWS Fund during the fiscal year beginning July 1,

2019, and ending June 30, 2020, for the purposes set forth in Exhibit B, adopted and made part of this Ordinance.

SECTION 27. *And be it further enacted*, That funds in the amount of \$6,755,000 are appropriated for the Recreation and Parks Child Care Fund during the fiscal year beginning July 1, 2019, and ending June 30, 2020, for the purposes set forth in Exhibit B, adopted and made part of this Ordinance.

SECTION 28. *And be it further enacted*, That funds in the amount of \$3,731,700 are appropriated for the Reforestation Fund during the fiscal year beginning July 1, 2019, and ending June 30, 2020, for the purposes set forth in Exhibit B, adopted and made part of this Ordinance.

SECTION 29. *And be it further enacted*, That funds in the amount of \$10,475,000 are appropriated for the Route 100 Development District Tax Increment Fund during the fiscal year beginning July 1, 2019, and ending June 30, 2020, for the purposes set forth in Exhibit B, adopted and made part of this Ordinance.

SECTION 30. *And be it further enacted*, That funds for the purposes herein specified are appropriated for the School Current Expense Fund during the fiscal year beginning July 1, 2019, and ending June 30, 2020, as follows:

1. Administration	\$ 38,032,600
	<u>\$ 38,339,200</u>
2. Mid-Level Administration	\$ 73,827,600
3. Instructional Salaries and Wages	\$ 454,890,200
	<u>\$ 455,566,500</u>
4. Textbooks and Classroom Supplies	\$ 30,283,100
	<u>\$ 28,860,600</u>
5. Other Instructional Costs	\$ 20,028,400
	<u>\$ 20,031,700</u>
6. Pupil Services	\$ 10,187,200
	<u>\$ 10,387,200</u>
7. Pupil Transportation	\$ 64,161,800
8. Operation of Plant	\$ 77,376,400
9. Maintenance of Plant	\$ 19,102,100
10. Fixed Charges	\$ 290,348,200
	<u>\$ 290,584,500</u>
11. Community Services	\$ 675,800

Bill No. 29-19

Page No. 8

1	12. Capital Outlay	\$ 3,832,000
2		
3	13. Special Education	\$ 151,538,100
4		
5	14. Food Services	\$ 36,567,200
6		

7 SECTION 31. *And be it further enacted*, That funds in the amount of \$23,966,900 are
 8 appropriated for the Self-Insurance Fund during the fiscal year beginning July 1, 2019, and
 9 ending June 30, 2020, for the purposes set forth in Exhibit B, adopted and made part of this
 10 Ordinance.

11
 12 SECTION 32. *And be it further enacted*, That funds in the amount of \$1,826,000 are
 13 appropriated for the Two Rivers Special Taxing District Fund during the fiscal year
 14 beginning July 1, 2019, and ending June 30, 2020, for the purposes set forth in Exhibit B,
 15 adopted and made part of this Ordinance.

16
 17 SECTION 33. *And be it further enacted*, That funds in the amount of \$18,793,800 are
 18 appropriated for the Video Lottery Facility Local Impact Grant Special Revenue Fund
 19 during the fiscal year beginning July 1, 2019, and ending June 30, 2020, for the purposes
 20 set forth in Exhibit B, adopted and made part of this Ordinance.

21
 22 SECTION 34. *And be it further enacted*, That funds in the amount of \$2,579,100 are
 23 appropriated for the Village South at Waugh Chapel Fund during the fiscal year beginning
 24 July 1, 2019, and ending June 30, 2020, for the purposes set forth in Exhibit B, adopted
 25 and made part of this Ordinance.

26
 27 SECTION 35. *And be it further enacted*, That funds in the amount of ~~\$60,152,000~~
 28 \$60,135,900 are appropriated for the Waste Collection Fund during the fiscal year
 29 beginning July 1, 2019, and ending June 30, 2020, for the purposes set forth in Exhibit B,
 30 adopted and made part of this Ordinance.

31
 32 SECTION 36. *And be it further enacted*, That funds in the amount of ~~\$119,103,900~~
 33 \$118,743,900 are appropriated for the Water and Wastewater Operating Fund during the
 34 fiscal year beginning July 1, 2019, and ending June 30, 2020, for the purposes set forth in
 35 Exhibit B, adopted and made part of this Ordinance.

36
 37 SECTION 37. *And be it further enacted*, That funds in the amount of \$65,267,700 are
 38 appropriated for the Water and Wastewater Sinking Fund during the fiscal year beginning
 39 July 1, 2019, and ending June 30, 2020, for the purposes set forth in Exhibit B, adopted
 40 and made part of this Ordinance.

41
 42 SECTION 38. *And be it further enacted*, That funds in the amount of ~~\$22,361,300~~
 43 \$22,262,500 are appropriated for the Watershed Protection and Restoration Fund (WPRF)
 44 during the fiscal year beginning July 1, 2019, and ending June 30, 2020, for the purposes
 45 set forth in Exhibit B, adopted and made part of this Ordinance.

46
 47 SECTION 39. *And be it further enacted*, That funds in the amount of \$7,927,000 are
 48 appropriated for the West County Development District Tax Increment Fund during the

1 fiscal year beginning July 1, 2019, and ending June 30, 2020, for the purposes set forth in
 2 Exhibit B, adopted and made part of this Ordinance.

3
 4 SECTION 40. *And be it further enacted*, That funds for the purposes herein specified
 5 are appropriated for the respective Special Taxing District Funds during the fiscal year
 6 beginning July 1, 2019, and ending June 30, 2020, as follows:

7			
8	1. Amberley SCBD	\$	65,330
9			
10	2. Annapolis Roads SCBD	\$	494,352
11			
12	3. Arundel-on-the-Bay SCBD	\$	415,770
13			
14	4. Avalon Shores SCBD	\$	148,237
15			
16	5. Bay Highlands SCBD	\$	242,051
17			
18	6. Bay Ridge SCBD	\$	304,387
19			
20	7. Bayside Beach SCBD	\$	28,234
21			
22	8. Beverly Beach SCBD	\$	37,100
23			
24	9. Birchwood SCBD	\$	4,377
25			
26	10. Bittersweet SCBD	\$	3,117
27			
28	11. Broadwater Creek SCBD	\$	25,090
29			
30	12. Cape Anne SCBD	\$	73,641
31			
32	13. Cape St. Claire SCBD	\$	450,443
33			
34	14. Capetowne SCBD	\$	35,064
35			
36	15. Carrollton Manor SCBD	\$	327,550
37			
38	16. Cedarhurst-on-the-Bay SCBD	\$	363,343
39			
40	17. Chartwell SCBD	\$	82,781
41			
42	18. Columbia Beach SCBD	\$	260,215
43			
44	19. Crofton SCBD	\$	1,552,797
45			
46	20. Deale Beach SCBD	\$	12,100
47			
48	21. Eden Wood SCBD	\$	64,924

Bill No. 29-19

Page No. 10

1	22. Epping Forest SCBD	\$	682,765
2			
3	23. Fair Haven Cliffs SCBD	\$	29,395
4			
5	24. Felicity Cove SCBD	\$	48,874
6			
7	25. Franklin Manor SCBD	\$	140,737
8			
9	26. Gibson Island SCBD	\$	1,441,315
10			
11	27. Greenbriar Gardens SCBD	\$	40,609
12			
13	28. Greenbriar II SCBD	\$	21,000
14			
15	29. Heritage SCBD	\$	101,939
16			
17	30. Hillsmere Estates SCBD	\$	592,400
18			
19	31. Homewood Community Association SCBD	\$	9,230
20			
21	32. Hunters Harbor SCBD	\$	26,304
22			
23	33. Idlewilde SCBD	\$	32,657
24			
25	34. Indian Hills SCBD	\$	190,375
26			
27	35. Kensington SCBD	\$	8,426
28			
29	36. Little Magothy River SCBD	\$	234,441
30			
31	37. Long Point on the Severn SCBD	\$	99,053
32			
33	38. Magothy Beach SCBD	\$	9,295
34			
35	39. Magothy Forge SCBD	\$	25,848
36			
37	40. Manhattan Beach SCBD	\$	154,796
38			
39	41. Mason Beach SCBD	\$	4,375
40			
41	42. North Beach Park SCBD	\$	20,998
42			
43	43. Owings Beach SCBD	\$	89,874
44			
45	44. Owings Cliffs SCBD	\$	9,608
46			
47	45. Oyster Harbor SCBD	\$	975,263
48			
49	46. Parke West SCBD	\$	78,578

1	47. Pine Grove Village SCBD	\$	59,210
2			
3	48. Pines on the Severn SCBD	\$	121,361
4			
5	49. The Provinces SCBD	\$	41,690
6			
7	50. Queens Park SCBD	\$	63,332
8			
9	51. Rockview Beach/Riviera Isles SCBD	\$	32,907
10			
11	52. Scheides Cove Community Association SCBD	\$	30,111
12			
13	53. Selby on the Bay SCBD	\$	172,045
14			
15	54. Severn Grove SCBD	\$	39,793
16			
17	55. Severna Forest SCBD	\$	29,954
18			
19	56. Severndale SCBD	\$	48,880
20			
21	57. Sherwood Forest SCBD	\$	1,232,374
22			
23	58. Shoreham Beach SCBD	\$	106,294
24			
25	59. Snug Harbor SCBD	\$	66,986
26			
27	60. South River Heights SCBD	\$	11,737
28			
29	61. South River Park SCBD	\$	65,860
30			
31	62. Steedman Point SCBD	\$	39,192
32			
33	63. Stone Haven SCBD	\$	16,032
34			
35	64. Sylvan Shores SCBD	\$	156,231
36			
37	65. Sylvan View on the Magothy SCBD	\$	36,520
38			
39	66. Upper Magothy Beach SCBD	\$	30,692
40			
41	67. Venice Beach SCBD	\$	103,992
42			
43	68. Venice on the Bay SCBD	\$	10,786
44			
45	69. Warthen Knolls SCBD	\$	15,529
46			
47	70. Wilelinor SCBD	\$	67,773

Bill No. 29-19

Page No. 12

1	71. Woodland Beach SCBD	\$	802,151
2			
3	72. Woodland Beach (Pasadena) SCBD	\$	12,100
4			
5	73. Annapolis Cove SECD	\$	12,270
6			
7	74. Arundel-on-the-Bay SECD	\$	287,137
8			
9	75. Bay Ridge SECD	\$	542,839
10			
11	76. Camp Wabanna SECD	\$	9,663
12			
13	77. Cape Anne SECD	\$	8,734
14			
15	78. Cedarhurst on the Bay SECD	\$	96,690
16			
17	79. Columbia Beach SECD	\$	207,758
18			
19	80. Elizabeth's Landing SECD	\$	15,510
20			
21	81. Franklin Manor SECD	\$	496,900
22			
23	82. Idlewilde SECD	\$	98,574
24			
25	83. Mason's Beach SECD	\$	208,801
26			
27	84. North Beach Park SECD	\$	136,000
28			
29	85. Riviera Beach SECD	\$	288,744
30			
31	86. Snug Harbor SECD	\$	8,228
32			
33	87. Amberley WID	\$	5,700
34			
35	88. Brown's Pond WID	\$	31,423
36			
37	89. Buckingham Cove WID	\$	9,161
38			
39	90. Cattail Creek and Upper Magothy River WID	\$	13,611
40			
41	91. Johns Creek WID	\$	7,284
42			
43	92. Lake Hillsmere II WID	\$	7,942
44			
45	93. Romar Estates WID	\$	12,836
46			
47	94. Snug Harbor WID	\$	133,436
48			
49	95. Spriggs Pond WID	\$	6,600

1 96. Whitehall WID \$ 6,911

2

3 SECTION 41. *And be it further enacted*, That funds for expenditures for the projects
4 hereinafter specified are appropriated for the Water and Wastewater Capital Project Fund
5 for the various items and Capital Projects listed below during the fiscal year beginning July
6 1, 2019, and ending June 30, 2020.

7

8 A. WATER

9

10 Arnold Lime System Upgrade \$ 612,820

11

12 Arnold WTP Exp \$ 1,950,400

13

14 Banbury WM Extension \$ 108,000

15

16 Broad Creek WTP Exp ~~\$ 4,341,000~~

17

\$ 3,890,000

18

19 Coriander Place WM Extension \$ 189,000

20

21 Crofton Meadows II WTP Upgr \$ 10,815,000

22

23 Demo Abandoned Facilities \$ 1,155,000

24

25 Dorsey Lime System Upgrade ~~\$ 3,058,000~~

26

\$ 2,862,000

27

28 Exist Well Redev/Repl \$ 2,400,000

29

30 Fire Hydrant Rehab \$ 350,000

31

32 Heritage Harbor Wtr Takeover \$ 1,183,500

33

34 OPS Compl Solar Panels Water \$ 2,963,000

35

36 ~~Routine Water Extensions \$ 268,291~~

37

38 Severndale WTP Filter Rehab \$ 798,000

39

40 TM-MD Rte 32 @ Meade \$ 10,362,000

41

42 ~~Water Fac Emerg Generators \$ 979,981~~

43

44 Water Main Repl/Recon \$ 10,200,000

45

46 Water Meter Replace/Upgrd \$ 2,764,000

47

48 Water Proj Planning \$ 50,000

1	Water Storage Tank Painting	\$ 2,088,000
2		
3	Water Strategic Plan	\$ 50,000
4		
5	Whiskey Bottom Road Interconn	\$ 983,300
6		
7	WTR Infrastr Up/Retro	\$ 732,000
8		
9	B. WASTEWATER	
10		
11	Annapolis WRF ENR	\$ 339,000
12		
13	Annapolis WRF Upgrade	\$ 2,690,000
14		
15	Balto. County Sewer Agreement	\$ 523,000
16		
17	Broadneck Clarifier Rehab	\$ 4,349,140
18		
19	Broadwater WRF Grit Sys Repl.	\$ 413,000
20		
21	Brock Bridge Road Sewer Repl	\$ 1,726,000
22		
23	Cattail Creek FM Replacement	\$ 5,176,000
24		
25	Central Sanitation Facility	\$ 1,040,000
26		
27	Cox Creek Grit System Improv.	\$ 71,790
28		
29	Cox Creek WRF ENR	\$ 10,200,000
30		<u>\$ 9,650,000</u>
31		
32	Crofton Sewer Pumping Station	\$ 5,690,000
33		
34	Dewatering Facilities	\$ 522,000
35		
36	Fac Abandonment WW2	\$ 302,000
37		
38	Furnace Brn Swr Repl	\$ 133,500
39		
40	Grease/Grit Facility	\$ 600,000
41		
42	Grinder Pump Repl/Upgrd Prgm	\$ 500,000
43		
44	Mayo Collection Sys Upgrade	\$ 500,000
45		
46	MD City Sps Upgrade	\$ 3,621,000
47		
48	OPS Compl Solar Panels-Sewer	\$ 2,963,000

1	Piney Orchard SPS & FM	\$ 4,644,000
2		
3	Point Field Landing WW Exten.	\$ 1,784,000
4		
5	Sewer Main Repl/Recon	\$ 11,400,000
6		
7	SPS Fac Gen Replace	\$ 3,875,000
8		
9	State Hwy Reloc-Sewer	\$ 876,000
10		
11	Tanglewood Two Sewer	\$ 1,470,600
12		
13	Upgr/Retrofit SPS	\$ 9,200,000
14		
15	Wastewater Strategic Plan	\$ 150,000
16		
17	WRF Infrastr Up/Retro	\$ 1,000,000
18		
19	WW Project Planning	\$ 6,473,000
20		
21	WW Service Connections	\$ 1,650,000
22		

23 SECTION 42. *And be it further enacted*, That funds for expenditures for the Capital
 24 Projects hereinafter specified are appropriated for the County Capital Construction Fund
 25 during the fiscal year beginning July 1, 2019, and ending June 30, 2020, and the funds for
 26 expenditures specified in Subsection C of this Section are specifically appropriated to the
 27 School Construction Fund, as described in § 5-101(b) of the Education Article, Annotated
 28 Code of Maryland, for the fiscal year beginning July 1, 2019, and ending June 30, 2020;
 29 provided that the remainder of funds for those projects set forth under Subsection C of this
 30 Section are appropriated, contingent upon funding of these projects by the State of
 31 Maryland pursuant to § 5-303 of the Education Article, Annotated Code of Maryland; and
 32 further provided that, if the State does not provide its share of funding as finally shown in
 33 the applicable Bond Authorization Ordinance for any project set forth under Subsection C,
 34 the Board of Education shall resubmit the State-funded portion of the project to the County
 35 Executive and County Council for fiscal or funding review and future authority and, if the
 36 Board of Education or County Council does not approve (as necessary, by the adoption or
 37 amendment of a Bond Authorization Ordinance) the expenditure of County funds for that
 38 portion of such project which the State does not fund, or if the Board of Education does
 39 not resubmit the State-funded portion of the project for fiscal and funding review and
 40 further authority, the appropriation for such portion shall lapse; and further provided that
 41 the remainder of funds for those projects set forth under Subsection G of this Section are
 42 appropriated, contingent upon funding of these projects by the State of Maryland or Anne
 43 Arundel Community College pursuant to Titles 11 and 16 of the Education Article,
 44 Annotated Code of Maryland; and further provided that, if the State or Anne Arundel
 45 Community College does not provide the non-County share of funding for projects under
 46 Subsection G, Anne Arundel Community College shall resubmit the unfunded portion of
 47 the project to the County Executive and County Council for fiscal or funding review and
 48 future authority and, if Anne Arundel Community College or the County Council does not

Bill No. 29-19

Page No. 16

1 approve (as necessary, by the adoption or amendment of a Bond Authorization Ordinance)
 2 the expenditure of County funds for that unfunded portion of such project, or if Anne
 3 Arundel Community College does not resubmit the unfunded portion of the project for
 4 fiscal and funding review and further authority, the appropriation for such portion shall
 5 lapse.

6
 7 A. General County

9	AA Medical Ctr	\$ 500,000
10		
11	Add'l Salt Storage Capacity	\$ 850,000
12		<u>\$ 775,000</u>
13		
14	Balt Wash Medical Ctr	\$ 500,000
15		
16	Bd of Education Overhead	\$ 4,000,000
17		
18	CATV PEG	\$ 600,000
19		
20	<u>Chesapk Cntr for Creative Arts</u>	<u>\$ 200,000</u>
21		
22	Chrysalis House	\$ 500,000
23		
24	County Facilities & Sys Upgrad	\$ 7,379,000
25		
26	Demo Bldg Code/Health	\$ 200,000
27		
28	Facility Renov/Reloc	\$ 650,000
29		
30	Failed Sewage&Private Well Fnd	\$ 80,000
31		<u>\$ 90,000</u>
32		
33	Fairgrounds Board	\$ 150,000
34		
35	Fiber Network	\$ 1,668,000
36		
37	Fire Equip Maint Facility	\$ 919,000
38		
39	Gen Co Project Plan	\$ 150,000
40		
41	Information Technology Enhance	\$ 7,737,000
42		
43	Maryland Hall	\$ 250,000
44		
45	Parking Garages Repair/Renov	\$ 702,000
46		
47	Ralph Bunche Comm. Ctr.	\$ 63,000
48		
49	Septic System Enhancements	\$ 3,300,000

1	<u>YWCA Domestic Violence Project</u>	\$ 100,000
2		
3	B. School Off-Sites	
4		
5	School Sidewalks	\$ 250,000
6		
7	C. Board of Education	
8		
9	Additions	\$ 6,000,000
10		
11	Aging Schools	\$ 600,000
12		<u>\$ 567,000</u>
13		
14	All Day K and Pre K	\$ 11,000,000
15		
16	Asbestos Abatement	\$ 600,000
17		
18	Athletic Stadium Improvements	\$ 4,150,000
19		<u>\$ 4,250,000</u>
20		
21	Barrier Free	\$ 300,000
22		
23	Building Systems Renov	\$ 21,500,000
24		
25	Crofton Area HS	\$ 24,422,000
26		\$ 23,062,600
27		<u>\$ 24,422,000</u>
28		
29	Drwy & Park Lots	\$ 1,000,000
30		
31	Edgewater ES	\$ 24,009,000
32		
33	George Cromwell ES	\$ 4,742,000
34		<u>\$ 4,742,000</u>
35		
36	Health & Safety	\$ 1,500,000
37		
38	Health Room Modifications	\$ 200,000
39		
40	Hillsmere ES	\$ 784,000
41		
42	Maintenance Backlog	\$ 5,000,000
43		<u>\$ 5,900,000</u>
44		
45	Old Mill West HS	\$ 10,007,000
46		
47	Quarterfield ES	\$ 947,000

Bill No. 29-19

Page No. 18

1	Relocatable Classrooms	\$ 1,000,000
2		
3	Richard Henry Lee ES	\$ 16,322,000
4		
5	Rippling Woods ES	\$ 1,241,000
6		
7	Roof Replacement	\$ 2,000,000
8		
9	School Furniture	\$ 500,000
10		
11	School Playgrounds	\$ 430,000
12		
13	Security Related Upgrades	\$ 6,000,000
14		<u>\$ 5,818,000</u>
15		
16	TIMS Electrical	\$ 500,000
17		
18	Tyler Heights ES	\$ 19,280,000
19		
20	Upgrade Various Schools	\$ 400,000
21		
22	Vehicle Replacement	\$ 400,000
23		
24	D. Public Safety	
25		
26	Central Holding and Processing	\$ 500,000
27		
28	Detention Center Renovations	\$ 250,000
29		
30	Fire Suppression Tanks	\$ 125,000
31		
32	Jacobsville Fire Station	\$ 2,100,000
33		
34	New Police C.I.D. Facility	\$ 400,000
35		
36	ORCC Security Systems	\$ 528,000
37		
38	Public Safety Radio Sys Upg	\$ 5,500,000
39		<u>\$ 1,000,000</u>
40		
41	Public Safety Support	\$ 7,012,000
42		
43	Rep/Ren Volunteer FS	\$ 25,000
44		
45	E. Roads and Bridges	
46		
47	AACC B&A Connector	\$ 52,000
48		
49	ADA ROW Compliance	\$ 1,000,000

1	Alley Reconstruction	\$ 500,000
2		
3	Arundel Mills LDC Roads	\$ 500,000
4		
5	Brock Brdg/Ltl Patuxent Bank	\$ 221,000
6		
7	Brock Bridge/MD 198	\$ 1,060,000
8		<u>\$ 1,060,000</u>
9		
10	Chesapeake Center Drive	\$ 400,000
11		
12	Harwood Rd Brdg/Stocketts Run	\$ 360,000
13		
14	Hwy Sfty Improv (HSI) – Paren	\$ 650,000
15		
16	Masonry Reconstruction	\$ 1,000,000
17		
18	MD 214 & Loch Haven Road	\$ 1,024,000
19		
20	<u>MD Rte 175 Sidewalks</u>	<u>\$ 1,345,000</u>
21		
22	Mgthy Bridge Rd Brdg/Mgthy Riv	\$ 1,054,000
23		
24	Mjr Bridge Rehab (MBR)	\$ 700,000
25		
26	Mt. Rd Corridor Revita. Ph 1	\$ 3,702,000
27		
28	O'Connor Rd / Deep Run	\$ 97,000
29		
30	<u>Odenton Area Sidewalks</u>	<u>\$ 1,873,000</u>
31		
32	Pasadena Rd Improvements	\$ 315,000
33		
34	Ped Improvement – SHA	\$ 250,000
35		<u>\$ 5,000</u>
36		
37	Polling House/Rock Branch	\$ 46,000
38		
39	Race Road - Jessup Village	\$ 3,003,000
40		
41	Rd Reconstruction	\$ 11,000,000
42		
43	Riva Rd at Gov Bridge Rd	\$ 596,000
44		
45	Road Resurfacing	\$ 13,675,000
46		<u>\$ 13,675,000</u>
47		
48	Sidewalk/Bikeway Fund	\$ 500,000

1	Town Cntr To Reece Rd	\$ 263,000
2		
3	Trans Facility Planning	\$ 300,000
4		
5	Transit Improvements	\$ 50,000
6		
7	Wayson Rd/Davidsonville	\$ 285,000
8		
9	F. Traffic Control	
10		
11	Developer Streetlights	\$ 1,500,000
12		
13	Guardrail	\$ 60,000
14		
15	New Streetlighting	\$ 150,000
16		
17	New Traffic Signals	\$ 350,000
18		
19	Nghborhd Traf Con	\$ 100,000
20		
21	SL Pole Replacement	\$ 500,000
22		
23	Streetlight Conversion	\$ 500,000
24		
25	Traffic Signal Mod	\$ 300,000
26		
27	G. Community College	
28		
29	Campus Improvements	\$ 2,800,000
30		
31	Health and Life Sciences Bldg	\$ 45,394,000
32		
33	State-funded Systemics Program	\$ 1,000,000
34		
35	H. Library	
36		
37	Annapolis Community Library	\$ 40,000
38		
39	Library Renovation	\$ 1,115,000
40		
41	Riviera Beach Comm. Library	\$ 1,468,000
42		<u>\$ 1,468,000</u>
43		
44	I. Recreation and Parks	
45		
46	Arundel Swim Center Reno	\$ 1,104,000

1	Beverly Triton Nature Park	\$ 4,980,000
2		<u>\$ 4,655,000</u>
3		
4	Broadneck Peninsula Trail	\$ 9,350,000
5		
6	Brooklyn Heights Teen Center	\$ 250,000
7		
8	Brooklyn Park Complex	\$ 2,250,000
9		
10	Carrs Wharf Pier	\$ 659,000
11		
12	Downs Park Amphitheater	\$ 210,000
13		
14	Eisenhower Golf Course	\$ 755,000
15		<u>\$ 755,000</u>
16		
17	Facility Irrigation	\$ 250,000
18		
19	Facility Lighting	\$ 780,000
20		<u>\$ 1,245,000</u>
21		
22	Fort Smallwood Park	\$ 276,000
23		
24	Glen Burnie Ice Rink	\$ 632,000
25		
26	Greenways, Parkland&OpenSpace	\$ 3,528,000
27		<u>\$ 3,474,500</u>
28		<u>\$ 1,617,600</u>
29		
30	Hancocks Hist. Site	\$ 1,141,000
31		
32	Hot Sox Park Improvements	\$ 2,379,000
33		
34	LONDON TOWN PARKING EXP.	\$ 730,000
35		
36	Millersville Park Tennis Ctr	\$ 7,150,000
37		\$ 6,530,000
38		<u>\$ 6,530,000</u>
39		
40	Northwest Area Park Imprv	\$ 701,000
41		
42	Odenton Park Improvements	\$ 3,596,000
43		<u>\$ 4,296,000</u>
44		
45	Park Renovation	\$ 3,945,000
46		
47	<u>Quiet Waters Retreat</u>	<u>\$ 8,175,000</u>
48		
49	R & P Project Plan	\$ 431,000

1	Randazzo Athletic Fields	\$	525,000
2			
3	School Outdoor Rec Facilities	\$	327,000
4			
5	Shoreline Erosion Contrl	\$	2,047,000
6			
7	Trail Resurfacing	\$	911,000
8			
9	Water Access Facilities	\$	268,000
10			
11	<u>West County Swim Center</u>	<u>\$</u>	<u>300,000</u>
12			
13	J. Dredging		
14			
15	Brady & Old Glory Dredging 2	\$	447,000
16			
17	<u>Broadwater Creek Dredging 2</u>	<u>\$</u>	<u>380,000</u>
18			
19	<u>Carrs Creek Dredging 2</u>	<u>\$</u>	<u>102,000</u>
20			
21	DMP Site Management	\$	150,000
22			
23	Franklin Manor Dredging	\$	1,243,000
24			
25	Mathias Cove & Main Crk Drdg	\$	852,000
26			
27	Old Man Creek Dredging	\$	355,000
28			
29	SAV Monitoring	\$	50,000
30			
31	Sloop,Eli&Long Coves Retrofits	\$	428,000
32			
33	Spriggs Pond & Ross Cove Drdg	\$	320,000
34			
35	K. Waste Management		
36			
37	Cell 8 Closure	\$	200,000
38			
39	MLF Cell 567 Replace Cap	\$	1,330,000
40			
41	MLFRRF Subcell 9.2	\$	17,300,000
42			
43	Solid Waste Renovations	\$	2,000,000
44			
45	SW Project Planning	\$	126,000
46			

SECTION 43. *And be it further enacted,* That funds for expenditures for the projects hereinafter specified are appropriated for the Watershed Protection and Restoration Fund

1 Capital Project Fund for the various items and Capital Projects listed below during the
 2 fiscal year beginning July 1, 2019, and ending June 30, 2020.

3		
4	Culvert and Closed SD Rehab	\$ 4,767,000
5		
6	Emergency Storm Drain (B)	\$ 2,350,000
7		
8	Kingsberry Rd Stream Restor.	\$ 150,000
9		
10	LP-OF-01	\$ 2,175,000
11		
12	Najoles Road Outfall-00	\$ 200,000
13		
14	Patapsco Non-Tidal Outfalls	\$ 360,000
15		
16	Patapsco Tidal Outfalls	\$ 132,800
17		
18	Patuxent Outfalls	\$ 690,000
19		
20	PN-PC-01	\$ 310,000
21		
22	PT-ST-02	\$ 1,500,000
23		
24	PT-ST-04	\$ 2,010,000
25		
26	PT-ST-07	\$ 4,864,000
27		
28	Shipley's Choice Stream Restor	\$ 315,000
29		
30	Storm Drainage/SWM Infrastr	\$ 1,000,000
31		
32	WPRP Restoration Grant	\$ 1,000,000
33		

34 SECTION 44. *And be it further enacted,* That the Capital Budgets for the fiscal years
 35 1972-73, 1973-74, 1974-75, 1975-76, 1976-77, 1977-78, 1978-79, 1979-80, 1980-81,
 36 1981-82, 1982-83, 1983-84, 1984-85, 1985-86, 1986-87, 1987-88, 1988-89, 1989-90,
 37 1990-91, 1991-92, 1992-93, 1993-94, 1994-95, 1995-96, 1996-97, 1997-98, 1998-99,
 38 1999-00, 2000-01, 2001-02, 2002-03, 2003-04, 2004-05, 2005-06, 2006-07, 2007-08,
 39 2008-09, 2009-10, 2010-11, 2011-12, 2012-13, 2013-14, 2014-15, 2015-16, 2016-17,
 40 2017-18 and 2018-19 be and they are amended by reduction of the following appropriations
 41 in the projects hereinafter set forth:

- 42
- 43 1. Reduce the \$42,045,512 appropriation for Advance Land Acquisition by
- 44 \$10,000,000.
- 45
- 46 2. Reduce the \$793,000 appropriation for Carwash Fac Comp/Equip by \$142,000.
- 47
- 48 3. Reduce the \$7,013,803 appropriation for Undrgrd Storage Tank Repl by \$600,000.

Bill No. 29-19

Page No. 24

- 1 4. Reduce the \$32,812,000 appropriation for Benfield ES by \$750,000.
- 2
- 3 5. Reduce the \$25,881,000 appropriation for Crofton ES by \$28,000.
- 4
- 5 6. Reduce the \$28,400,000 appropriation for Lothian ES by \$50,000.
- 6
- 7 7. Reduce the \$25,794,000 appropriation for Mills-Parole ES by \$38,000.
- 8
- 9 8. Reduce the \$31,644,000 appropriation for Rolling Knolls ES by \$820,000.
- 10
- 11 9. Reduce the \$119,165,000 appropriation for Severna Park HS by \$1,000,000.
- 12
- 13 10. Reduce the \$1,100,583 appropriation for Det Center Fire Alarms by \$91,000.
- 14
- 15 11. Reduce the \$1,406,000 appropriation for Catherine Avenue Widening by \$302,000.
- 16
- 17 12. Reduce the \$1,334,000 appropriation for Chstrfld Rd Brdg/Bacon Rdge Br by
18 \$73,000.
- 19
- 20 13. Reduce the \$10,146,000 appropriation for Hanover Road Corridor Imprv by
21 \$3,966,000.
- 22
- 23 14. Reduce the \$8,232,000 appropriation for MD 214 @ MD 468 Impr by \$466,000.
- 24
- 25 15. Reduce the \$13,795,000 appropriation for Odenton Grid Streets by \$2,411,000.
- 26
- 27 16. Reduce the \$1,465,000 appropriation for Tanyard Springs Ln Ext by \$402,000.
- 28
- 29 17. Reduce the \$13,227,660 appropriation for South Shore Trail by \$7,335,000.
- 30
- 31 18. Reduce the \$434,000 appropriation for Cocky Creek Dredging 2 by \$153,000.
- 32
- 33 19. Reduce the \$257,883 appropriation for Duvall Creek Dredging by \$201,000.
- 34
- 35 20. Reduce the \$887,000 appropriation for Upper West River Dredging by \$20,000.
- 36
- 37 21. Reduce the \$15,755,480 appropriation for Cell 9 Disposal Area by \$270,000.
- 38
- 39 22. Reduce the \$3,638,000 appropriation for MLF Compost Pad Phase 2 by \$120,000.
- 40
- 41 23. Reduce the \$5,235,000 appropriation for Balto City Sewer Agrmnt by \$250,000.
- 42
- 43 24. Reduce the \$25,559,036 appropriation for Broadneck WRF ENR by \$650,000.
- 44
- 45 25. Reduce the \$2,817,000 appropriation for Broadwater WRF Headworks by
46 \$361,013.
- 47
- 48 26. Reduce the \$9,534,000 appropriation for Cinder Cove SPS Mods by \$1,080,000.

- 1 27. Reduce the \$3,079,000 appropriation for Forked Creek Sewer Repl by \$2,846,000.
- 2
- 3 28. Reduce the \$2,248,000 appropriation for Heritage Harbor Swr Takeover by
- 4 \$803,500.
- 5
- 6 29. Reduce the \$44,526,600 appropriation for Maryland City WRF Exp by \$160,000.
- 7
- 8 30. Reduce the \$48,632,184 appropriation for Mayo WRF Expans by \$866,791.
- 9
- 10 31. Reduce the \$4,567,110 appropriation for Odenton Town Cntr Sewr by \$12,000.
- 11
- 12 32. Reduce the \$5,484 appropriation for Parole SPS Upgrade by \$5,484.
- 13
- 14 33. Reduce the \$62,624,000 appropriation for Patuxent WRF Exp by \$5,282,000
- 15 \$6,192,000.
- 16
- 17 34. Reduce the \$2,136,000 appropriation for Riviera Beach SPS Mods by \$176,000.
- 18
- 19 35. Reduce the \$3,134,700 appropriation for Rolling Knolls ES Sewer Ext by ~~\$15,000~~
- 20 \$53,000.
- 21
- 22 36. Reduce the \$4,219,078 appropriation for Wastewater Scada Upg by \$552,000.
- 23
- 24 37. Reduce the \$3,241,100 appropriation for 16" Reidel to Rte 3 by \$437,000.
- 25
- 26 38. Reduce the \$106,000 appropriation for Balt City - Fullerton WTP by \$95,600.
- 27
- 28 39. Reduce the \$91,000 appropriation for Hospital Drive WTR Ext by \$22,300.
- 29
- 30 40. Reduce the \$2,175,000 appropriation for LP-PP-01 by \$2,175,000.
- 31
- 32 41. Reduce the \$11,052,626 appropriation for Magothy Outfalls by \$2,500,000.
- 33
- 34 42. Reduce the \$1,262,366 appropriation for MR-PC-01 by \$178,500.
- 35
- 36 43. Reduce the \$245,756 appropriation for PT-OF-01 by \$132,700.
- 37
- 38 44. Reduce the \$2,376,151 appropriation for PT-OF-08 by \$2,370,000.
- 39
- 40 45. Reduce the \$1,459,893 appropriation for SE-ST-05 by \$1,258,400.
- 41
- 42 46. Reduce the \$17,345,200 appropriation for South Outfalls by \$3,377,600.
- 43
- 44 47. Reduce the \$2,860,804 appropriation for Rural Legacy Program by \$1,331,800.
- 45
- 46 48. Reduce the \$55,463,138 appropriation for Open Space Classrm. Enclosures by
- 47 \$1,000,000.
- 48
- 49 49. Reduce the \$51,331,172 appropriation for Rd Reconstruction by \$86,361.

Bill No. 29-19

Page No. 26

1 50. Reduce the \$9,603,175 appropriation for Greenways, Parkland&OpenSpace by
 2 \$1,063,582.

3
 4 51. Reduce the \$2,892,086 appropriation for Waterway Dredge Placement by \$90,000.

5
 6 52. Reduce the \$7,646,935 appropriation for Jennifer Road PS Upg by \$100,000.

7
 8 53. Reduce the \$6,969,000 appropriation for 12" St Marg/Old Mill Bttm by \$1,279,700.

9
 10 54. Reduce the \$690,000 appropriation for Rockhold Crk Fed Channel Drdg by
 11 \$155,000.

12
 13 ~~SECTION 44A. *And be it further enacted, That funds appropriated in the Capital*~~
 14 ~~*Budget for Capital Project No. P567100 Millersville Park Tennis Ctr may not be*~~
 15 ~~*encumbered or expended for the construction of outdoor tennis courts and related*~~
 16 ~~*amenities until the County agrees to a Memorandum of Understanding (MOU) between*~~
 17 ~~*the Tennis Alliance, Tennis Advisory Council, and Parks and Recreation. The MOU would*~~
 18 ~~*define timelines, scope, and financial obligations for the Millersville Park Tennis Center.*~~

19
 20 SECTION 44A. *And be it further enacted, That funds appropriated in the Capital*
 21 *Budget for Capital Project No. P567100 Millersville Park Tennis Ctr may not be*
 22 *encumbered or expended for the construction of outdoor tennis courts and related*
 23 *amenities until the County agrees to a Memorandum of Understanding (MOU) with the*
 24 *Tennis Alliance of Anne Arundel County, Inc. The MOU would define timelines, scope,*
 25 *and financial obligations for the Millersville Park Tennis Center.*

26
 27 SECTION 45. *And be it further enacted, That the Capital Budget and Program for the*
 28 *fiscal years ending June 30, 2020, June 30, 2021, June 30, 2022, June 30, 2023, June 30,*
 29 *2024, and June 30, 2025, is approved as constituting the plan of the County to receive and*
 30 *expend funds for capital projects during those fiscal years as amended by the following:*

31
 32 1. Including Mt. Rd Corridor Revita. Ph 1 in the amount of \$3,702,000 in the fiscal
 33 year ending June 30, 2021.

34
 35 2. Excluding Water Fac Emerg Generators in the amount of \$192,019 in the fiscal year
 36 ending June 30, 2021. Including Water Fac Emerg Generators in the amount of \$1,172,000
 37 in the fiscal year ending June 30, 2022.

38
 39 3. Including Arundel HS Turf Field (as shown in Attachment X1) in the amount of
 40 \$1,500,000 in the fiscal year ending June 30, 2021.

41
 42 4. Excluding Public Safety Radio Sys Upg in the amount of \$13,550,000 in the fiscal
 43 year ending June 30, 2021.

44
 45 5. Including Public Safety Radio Sys Upg in the amount of \$18,050,000 in the fiscal
 46 year ending June 30, 2021.

1 6. Excluding Facility Lighting in the amount of \$780,000 in the fiscal year ending June
2 30, 2021.

3
4 7. Including Facility Lighting in the amount of \$415,000 in the fiscal year ending June
5 30, 2021.

6
7 8. Including Quiet Waters Retreat (as shown in Attachment X2) in the amount of \$0 in
8 the fiscal years ending June 30, 2021.

9
10 9. Including West County Swim Center (as shown in Attachment X3).

11
12 10. Including MD Rte 175 Sidewalks (as shown in Attachment X4).

13
14 11. Including Odenton Area Sidewalks (as shown in Attachment X5).

15
16 12. Excluding Crofton Area HS in the amount of \$0 in the fiscal year ending June 30,
17 2021.

18
19 13. Including Crofton Area HS in the amount of \$0 in the fiscal year ending June 30,
20 2021.

21
22 14. Excluding Failed Sewage&Private Well Fnd in the amount of \$80,000 in the fiscal
23 year ending June 30, 2021, \$80,000 in the fiscal year ending June 30, 2022, \$80,000 in the
24 fiscal year ending June 30, 2023, \$80,000 in the fiscal year ending June 30, 2024, and
25 \$80,000 in the fiscal year ending June 30, 2025.

26
27 15. Including Failed Sewage&Private Well Fnd in the amount of \$90,000 in the fiscal
28 year ending June 30, 2021, \$90,000 in the fiscal year ending June 30, 2022, \$90,000 in the
29 fiscal year ending June 30, 2023, \$90,000 in the fiscal year ending June 30, 2024, and
30 \$90,000 in the fiscal year ending June 30, 2025.

31
32 16. Excluding Greenways, Parkland&OpenSpace in the amount of \$1,327,800 in the
33 fiscal year ending June 30, 2021.

34
35 SECTION 46. *And be it further enacted,* That no capital project set forth in the Capital
36 Budget and Program for the fiscal years ending June 30, 2020, June 30, 2021, June 30,
37 2022, June 30, 2023, June 30, 2024, and June 30, 2025 as having a current estimated project
38 cost shall be deemed abandoned.

39
40 SECTION 47. *And be it further enacted,* That the monies appropriated as “Other” under
41 Sections ~~22~~ 21, 24, 29, ~~37~~ 34, and 39 of this Ordinance are those monies accruing to the
42 Tax Increment Fund for taxable year 2020 in excess of the debt service payable on the
43 Bonds issued by the County with respect to the Nursery Road Tax Increment Fund, the
44 Parole Town Center Development District Tax Increment Fund, the Route 100
45 Development District Tax Increment Fund, the Village South at Waugh Chapel Fund, and
46 the West County Development District Tax Increment Fund.

47
48 SECTION 48. *And be it further enacted,* That the payments to volunteer fire companies
49 provided for in Section 1, Paragraph 14 of this Ordinance shall be paid to each company

Bill No. 29-19

Page No. 28

1 only on receipt by the County of an accounting for all income and expenditures of funds
2 received from the County.

3
4 With sufficient stated reason, the Chief Administrative Officer or the designee of the
5 Chief Administrative Officer, on written request, shall have the right to inspect the financial
6 records pertaining to County payments to each company.

7
8 If a company fails to comply with the above, an immediate hearing shall be requested
9 before the Fire Advisory Board to make recommendations to the Chief Administrative
10 Officer or the designee of the Chief Administrative Officer.

11
12 SECTION 49. *And be it further enacted*, That the appropriations made by this
13 Ordinance for expenditures in the Current Expense Budget for the fiscal year ending June
14 30, 2020, as amended, adopted, and approved by this Ordinance, are conditioned on
15 expenditure in accordance with the departmental personnel summaries in the Current
16 Expense Budget including Office of Administrative Hearings – addition of one (1)
17 Secretary III (as shown on Attachment A); Office of the Budget – addition of one (1)
18 Management Assistant I and deletion of one (1) Management Aide (as shown on
19 Attachment B); Fire Department – addition of fifteen (15) Fire Fighter II, addition of one
20 (1) Management Assistant II and the deletion of one (1) Management Aide (as shown on
21 Attachment C); Office of Planning and Zoning – addition of one (1) Senior Planner,
22 addition of one (1) Planner II and deletion of one (1) Planner III (as shown on Attachment
23 D); Police Department – addition of two (2) Police Sergeants, addition of (1) Police
24 Lieutenant and deletion of three (3) Police Officers (as shown on Attachment E); and
25 Office of the Sheriff – addition of one (1) Deputy Sheriff I (as shown on Attachment F);
26 provided that this condition shall not apply to appropriations for expenditures for positions
27 in the Miscellaneous Exempt Employees Pay and Benefit Plan.

28
29 SECTION 50. *And be it further enacted*, That the County Council hereby approves the
30 exercises of eminent domain in the acquisition of the parcels described in Capital Budget
31 and Program approved by this Ordinance.

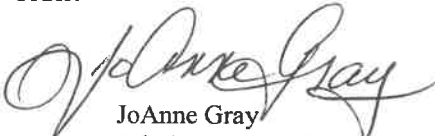
32
33 SECTION 51. *And be it further enacted*, That the County Council hereby approves the
34 acceptance of gifts, grants, and contributions to support appropriations in this Ordinance
35 and those shown as funding sources in the Capital Budget and Program approved by this
36 Ordinance; that it recognizes that the County possesses legal authority to apply for the
37 grant; that it authorizes the filing of grant applications, including all understandings and
38 assurances contained therein; that it directs and authorizes the County Executive or the
39 County Executive's designee to act in connection with the application and to provide such
40 additional information as may be required by the application or the grantor.

41
42 SECTION 52. *And be it further enacted*, That the County Budget for the fiscal year
43 ending June 30, 2020, as finally adopted by this Ordinance, shall take effect on July 1,
44 2019.

AMENDMENTS ADOPTED: June 10 and 14, 2019

READ AND PASSED this 14th day of June, 2019

By Order:



JoAnne Gray
Administrative Officer

I HEREBY CERTIFY THAT THIS IS A TRUE AND CORRECT COPY OF BILL NO.
29-19. THE ORIGINAL OF WHICH IS RETAINED IN THE FILES
OF THE COUNTY COUNCIL.



JoAnne Gray
Administrative Officer

FY2020 Appropriation Control Schedule

Fund: : General Fund

1
2
3
4
5
6
7
8
9
10
11
12
13
14
15
16
17
18
19
20
21
22
23
24
25
26
27
28
29
30
31
32
33
34
35
36
37
38
39
40
41
42
43
44
45
46
47
48
49
50
51
52
53
54

Agency	Character	Object	Proposed	
Administrative Hearings				
	305-Office of Admin.Hearings			
		7001-Personal Services	371,900	
		7200-Contractual Services	5,000	
		8000-Supplies & Materials	10,000	
		8400-Business & Travel	0	
		8500-Capital Outlay	500	
Board of Education			733,315,800	733,315,800
Board of Election Supervisors				
	480-Brd of Supervisor of Elections			
		7001-Personal Services	2,571,100	
		7200-Contractual Services	2,128,800	
		8000-Supplies & Materials	265,300	
		8400-Business & Travel	36,100	
		8500-Capital Outlay	20,600	
Board of License Commissioners				
	475-Board of License Commissnrs			
		7001-Personal Services	654,100	<u>649,100</u>
		7200-Contractual Services	68,400	
		8000-Supplies & Materials	22,000	
		8400-Business & Travel	9,000	
		8500-Capital Outlay	0	
Central Services				
	165-Administration			
		7001-Personal Services	988,400	
		7200-Contractual Services	81,000	
		8000-Supplies & Materials	4,100	
		8400-Business & Travel	0	
		8500-Capital Outlay	3,000	
	170-Purchasing			
		7001-Personal Services	2,409,900	
		7200-Contractual Services	66,400	
		8000-Supplies & Materials	63,000	
		8400-Business & Travel	40,300	
		8500-Capital Outlay	0	
	180-Facilities Management			
		7001-Personal Services	6,325,000	6,200,000 <u>6,248,000</u>
		7200-Contractual Services	10,936,400	10,702,400 <u>10,703,500</u>
		8000-Supplies & Materials	4,133,000	<u>1,183,200</u>
		8400-Business & Travel	8,300	
		8500-Capital Outlay	21,600	
	185-Real Estate			
		7001-Personal Services	421,500	
		7200-Contractual Services	816,700	
		8000-Supplies & Materials	2,900	
		8400-Business & Travel	0	
Chief Administrative Office				
	110-Management & Control			
		7001-Personal Services	978,700	

1
2
3
4
5
6
7
8
9
10
11
12
13
14
15
16
17
18
19
20
21
22
23
24
25
26
27
28
29
30
31
32
33
34
35
36
37
38
39
40
41
42
43
44
45
46
47
48
49
50
51
52
53
54

FY2020 Appropriation Control Schedule

Fund: : General Fund

Agency	Character	Object	Proposed	
		7200-Contractual Services	3,000	168,000
		8000-Supplies & Materials	5,500	
		8400-Business & Travel	26,600	
		8500-Capital Outlay	0	
		8600-Debt Service	0	
		8700-Grants, Contributions & Other	100,000	
	115-Contingency			
		8700-Grants, Contributions & Other	12,000,000	
	122-Community Development Svcs Cor			
		8700-Grants, Contributions & Other	3,000,000	
	124-Workforce Development Corp.			
		8700-Grants, Contributions & Other	429,200	
Circuit Court				
	460-Disposition of Litigation			
		7001-Personal Services	5,462,400	
		7200-Contractual Services	390,000	
		8000-Supplies & Materials	101,000	
		8400-Business & Travel	98,500	
		8500-Capital Outlay	180,000	
Community College			45,387,700	
Cooperative Extension Service				
	485-Cooperative Extension Service			
		7001-Personal Services	9,800	
		7200-Contractual Services	209,700	
		8000-Supplies & Materials	7,500	
		8400-Business & Travel	9,700	
		8500-Capital Outlay	0	
County Executive				
	100-County Executive			
		7001-Personal Services	2,379,000	
		7200-Contractual Services	18,000	
		8000-Supplies & Materials	52,000	
		8400-Business & Travel	28,900	
		8500-Capital Outlay	2,000	
		8700-Grants, Contributions & Other	25,000	
	103-Economic Development Corp			
		7001-Personal Services	234,900	
		8400-Business & Travel	0	
		8700-Grants, Contributions & Other	2,627,500	
Department of Aging				
	360-Direction/Administration			
		7001-Personal Services	1,097,700	
		7200-Contractual Services	83,600	
		8000-Supplies & Materials	61,700	
		8400-Business & Travel	9,800	
		8500-Capital Outlay	1,500	
		8700-Grants, Contributions & Other	223,600	
	366-ADA			
		7001-Personal Services	307,000	

1
2
3
4
5
6
7
8
9
10
11
12
13
14
15
16
17
18
19
20
21
22
23
24
25
26
27
28
29
30
31
32
33
34
35
36
37
38
39
40
41
42
43
44
45
46
47
48
49
50
51
52
53
54
55

FY2020 Appropriation Control Schedule

Fund: : General Fund

Agency	Character	Object	Proposed	
		7200-Contractual Services	308,000	
		8000-Supplies & Materials	6,900	
		8400-Business & Travel	900	
		8500-Capital Outlay	0	
	375-Senior Centers			
		7001-Personal Services	1,780,800	
		7200-Contractual Services	390,400	<u>365,600</u>
		8000-Supplies & Materials	223,400	
		8400-Business & Travel	7,000	
		8500-Capital Outlay	3,300	
	390-Long Term Care			
		7001-Personal Services	1,843,900	
		7200-Contractual Services	343,600	
		8000-Supplies & Materials	13,700	
		8400-Business & Travel	8,000	
		8500-Capital Outlay	0	
	380-Aging & Disability Resource Ct			
		7001-Personal Services	1,692,300	
		7200-Contractual Services	167,700	
		8000-Supplies & Materials	63,600	
		8400-Business & Travel	16,900	
		8500-Capital Outlay	0	
	Detention Center			
	395-Jennifer Road - Pretrial			
		7001-Personal Services	22,812,900	
		7200-Contractual Services	3,843,000	
		8000-Supplies & Materials	927,200	
		8400-Business & Travel	2,900	
		8500-Capital Outlay	23,000	
	400-Ordnance Road - Inmates			
		7001-Personal Services	14,945,200	
		7200-Contractual Services	2,620,200	
		8000-Supplies & Materials	838,100	
		8400-Business & Travel	2,100	
		8500-Capital Outlay	213,300	
	405-Admin/Support Service			
		7001-Personal Services	1,693,000	
		7200-Contractual Services	287,900	
		8000-Supplies & Materials	633,800	<u>623,800</u>
		8400-Business & Travel	21,600	
		8500-Capital Outlay	0	
	406-CHPC			
		7001-Personal Services	2,057,700	
		7200-Contractual Services	10,000	
		8000-Supplies & Materials	29,000	
		8500-Capital Outlay	10,000	
	Ethics			
	425-Ethics Commission			
		7001-Personal Services	231,900	
		7200-Contractual Services	4,500	

FY2020 Appropriation Control Schedule

Fund: : General Fund

1
2
3
4
5
6
7
8
9
10
11
12
13
14
15
16
17
18
19
20
21
22
23
24
25
26
27
28
29
30
31
32
33
34
35
36
37
38
39
40
41
42
43
44
45
46
47
48
49
50
51
52
53
54
55

Agency	Character	Object	Proposed		
		8000-Supplies & Materials	4,900		
		8400-Business & Travel	3,600		
		8700-Grants, Contributions & Other	600		
Fire Department					
	260-Planning & Logistics				
		7001-Personal Services	18,865,900		
		7200-Contractual Services	9,488,300		
		8000-Supplies & Materials	2,992,400		
		8400-Business & Travel	161,000		
		8500-Capital Outlay	2,578,000		
		8700-Grants, Contributions & Other	40,100		
	265-Operations				
		7001-Personal Services	84,276,800	<u>84,325,600</u>	
		7200-Contractual Services	690,500	<u>681,500</u>	<u>681,500</u>
		8000-Supplies & Materials	675,600	<u>666,600</u>	<u>843,400</u>
		8400-Business & Travel	53,200		
		8500-Capital Outlay	863,300		
		8700-Grants, Contributions & Other	1,607,000	<u>1,567,000</u>	<u>1,754,300</u>
Health Department					
	535-Administration & Operations				
		7001-Personal Services	3,917,900		
		7200-Contractual Services	438,300	<u>368,300</u>	<u>368,300</u>
		8000-Supplies & Materials	132,100		
		8400-Business & Travel	17,100		
		8500-Capital Outlay	12,000		
		8700-Grants, Contributions & Other	1,134,400		
	540-Disease Prevention & Mgmt				
		7001-Personal Services	2,030,800		
		7200-Contractual Services	59,500		
		8000-Supplies & Materials	64,300		
		8400-Business & Travel	9,200		
		8500-Capital Outlay	0		
	545-Environmental Health Services				
		7001-Personal Services	6,592,000		
		7200-Contractual Services	697,600	<u>690,400</u>	<u>690,400</u>
		8000-Supplies & Materials	223,200		
		8400-Business & Travel	30,800		
		8500-Capital Outlay	0		
	550-School Health & Support				
		7001-Personal Services	13,113,700		
		7200-Contractual Services	303,700		
		8000-Supplies & Materials	143,700		
		8400-Business & Travel	68,300		
		8500-Capital Outlay	10,000		
	551-Behavioral Health Services				
		7001-Personal Services	4,012,700		
		7200-Contractual Services	3,260,900	<u>3,256,000</u>	<u>3,256,000</u>
		8000-Supplies & Materials	206,000		
		8400-Business & Travel	44,900		
		8500-Capital Outlay	12,200		

1
2
3
4
5
6
7
8
9
10
11
12
13
14
15
16
17
18
19
20
21
22
23
24
25
26
27
28
29
30
31
32
33
34
35
36
37
38
39
40
41
42
43
44
45
46
47
48
49
50
51
52
53
54
55

FY2020 Appropriation Control Schedule

Fund: : General Fund

Agency	Character	Object	Proposed	
		8700-Grants, Contributions & Other	115,000	
	555-Family Health Services			
		7001-Personal Services	2,304,300	2,327,300
		7200-Contractual Services	766,200	
		8000-Supplies & Materials	82,900	
		8400-Business & Travel	51,600	
		8500-Capital Outlay	12,500	
		8700-Grants, Contributions & Other	0	
	Information Technology			
	206-Office of Info. Technology			
		7001-Personal Services	11,478,600	
		7200-Contractual Services	11,186,000	
		8000-Supplies & Materials	95,500	
		8400-Business & Travel	80,600	79,600
		8500-Capital Outlay	0	
	Inspections and Permits			
	280-Permits Application			
		7001-Personal Services	3,123,300	
		7200-Contractual Services	54,500	
		8000-Supplies & Materials	47,200	
		8400-Business & Travel	9,700	
		8500-Capital Outlay	125,500	
	285-Inspection Services			
		7001-Personal Services	9,763,400	
		7200-Contractual Services	454,700	
		8000-Supplies & Materials	84,800	
		8400-Business & Travel	9,100	
		8500-Capital Outlay	0	
	Law Office			
	210-Office of Law			
		7001-Personal Services	4,374,400	
		7200-Contractual Services	71,200	
		8000-Supplies & Materials	43,000	
		8400-Business & Travel	58,300	
		8500-Capital Outlay	1,500	
		8700-Grants, Contributions & Other	16,300	
	Legislative Branch			
	410-County Council			
		7001-Personal Services	2,096,800	
		7200-Contractual Services	57,100	
		8000-Supplies & Materials	25,800	
		8400-Business & Travel	54,900	
		8500-Capital Outlay	15,000	
	415-County Auditor			
		7001-Personal Services	1,270,900	
		7200-Contractual Services	284,200	461,700
		8000-Supplies & Materials	10,200	
		8400-Business & Travel	29,500	
		8500-Capital Outlay	5,000	
	420-Board of Appeals			

1
2
3
4
5
6
7
8
9
10
11
12
13
14
15
16
17
18
19
20
21
22
23
24
25
26
27
28
29
30
31
32
33
34
35
36
37
38
39
40
41
42
43
44
45
46
47
48
49
50
51
52
53
54
55

FY2020 Appropriation Control Schedule

Fund: : General Fund

Agency	Character	Object	Proposed	
		7001-Personal Services	313,700	
		7200-Contractual Services	135,300	
		8000-Supplies & Materials	10,200	
		8400-Business & Travel	800	
		8500-Capital Outlay	0	
Office of Emergency Management				
	303-Office of Emergency Mgt			
		7001-Personal Services	516,700	
		7200-Contractual Services	280,400	
		8000-Supplies & Materials	42,000	
		8400-Business & Travel	5,700	
		8500-Capital Outlay	0	
Office of Finance				
	130-Accounting & Control			
		7001-Personal Services	3,108,900	
		7200-Contractual Services	766,100	
		8000-Supplies & Materials	44,700	
		8400-Business & Travel	13,000	
		8500-Capital Outlay	0	
	135-Billings & Customer Svc			
		7001-Personal Services	4,326,000	
		7200-Contractual Services	422,200	
		8000-Supplies & Materials	595,500	
		8400-Business & Travel	8,200	
		8500-Capital Outlay	2,300	
Office of Finance Non-Departme				
	150-Pay-As-You-Go			
		8700-Grants, Contributions & Other	35,000,000	
	155-Debt Service			
		7200-Contractual Services	450,000	<u>400,000</u>
		8600-Debt Service	146,338,600	
		8700-Grants, Contributions & Other	2,366,800	
	156-Mandated Grants			
		8700-Grants, Contributions & Other	3,293,400	
	157-Contrib to Parking Garage Fund			
		8700-Grants, Contributions & Other	170,000	
	158-Contrib to IPA Fund			
		8700-Grants, Contributions & Other	741,700	
	159-Contribution to Self Insur			
		8700-Grants, Contributions & Other	14,807,000	
	160-Contrib to Revenue Reserve			
		8700-Grants, Contributions & Other	5,500,000	
	162-Contrib to Retiree Health Ins			
		8700-Grants, Contributions & Other	72,000,000	
	163-Contrib to Community Dev			
		8700-Grants, Contributions & Other	270,000	
	177-Contrib to Other Fund			
		7200-Contractual Services	0	
		8700-Grants, Contributions & Other	9,549,200	<u>9,279,200</u>
Office of the Budget				

1
2
3
4
5
6
7
8
9
10
11
12
13
14
15
16
17
18
19
20
21
22
23
24
25
26
27
28
29
30
31
32
33
34
35
36
37
38
39
40
41
42
43
44
45
46
47
48
49
50
51
52
53
54
55

FY2020 Appropriation Control Schedule

Fund: : General Fund

Agency	Character	Object	Proposed		
	145-Budget & Management Analysis				
		7001-Personal Services	1,379,700		
		7200-Contractual Services	425,600	<u>90,600</u>	
		8000-Supplies & Materials	14,300		
		8400-Business & Travel	4,300		
		8500-Capital Outlay	0		
Office of the Sheriff	435-Office of the Sheriff				
		7001-Personal Services	9,876,800	<u>9,934,600</u>	
		7200-Contractual Services	750,500	<u>740,500</u>	<u>740,500</u>
		8000-Supplies & Materials	264,100	<u>270,300</u>	
		8400-Business & Travel	22,500		
		8500-Capital Outlay	35,200	<u>41,500</u>	
		8700-Grants, Contributions & Other	160,000		
Office of the State's Attorney	430-Office of the State's Attorney				
		7001-Personal Services	12,003,800		
		7200-Contractual Services	173,500		
		8000-Supplies & Materials	158,000		
		8400-Business & Travel	109,400		
		8500-Capital Outlay	22,000		
		8700-Grants, Contributions & Other	156,300		
Office of Transportation	450-Office of Transportation				
		7001-Personal Services	1,259,800		
		7200-Contractual Services	3,990,400	<u>3,971,500</u>	
		8000-Supplies & Materials	15,800		
		8400-Business & Travel	10,900		
		8500-Capital Outlay	0		
		8700-Grants, Contributions & Other	887,600	<u>846,000</u>	
Orphans Court	470-Orphans Court				
		7001-Personal Services	142,700		
		7200-Contractual Services	700		
		8000-Supplies & Materials	1,500		
		8400-Business & Travel	5,600		
Personnel Office	215-Office of Personnel				
		7001-Personal Services	5,297,000		
		7200-Contractual Services	1,942,200		
		8000-Supplies & Materials	83,200		
		8400-Business & Travel	194,500		
Planning and Zoning	290-Administration				
		7001-Personal Services	2,543,500	<u>2,517,900</u>	<u>2,517,900</u>
		7200-Contractual Services	490,300	<u>470,300</u>	<u>179,300</u>
		8000-Supplies & Materials	54,800		
		8400-Business & Travel	20,800		
		8500-Capital Outlay	5,100		
		8700-Grants, Contributions & Other	143,100		

1
2
3
4
5
6
7
8
9
10
11
12
13
14
15
16
17
18
19
20
21
22
23
24
25
26
27
28
29
30
31
32
33
34
35
36
37
38
39
40
41
42
43
44
45
46
47
48
49
50
51
52
53
54
55

FY2020 Appropriation Control Schedule

Fund: General Fund

Agency	Character	Object	Proposed		
	300-Development				
		7001-Personal Services	2,158,000		<u>2,238,100</u>
		7200-Contractual Services	1,000		
		8400-Business & Travel	500		
		8500-Capital Outlay	1,500		
	291-Zoning Division				
		7001-Personal Services	1,546,400	1,522,000	<u>1,522,000</u>
		7200-Contractual Services	56,300		
		8000-Supplies & Materials	0		
	292-Planning Division				
		7001-Personal Services	1,163,400		<u>1,228,400</u>
		7200-Contractual Services	152,000		
		8400-Business & Travel	1,500		
		8500-Capital Outlay	4,500		
	Police Department				
	240-Patrol Services				
		7001-Personal Services	69,419,900		
		7200-Contractual Services	723,500		<u>713,500</u>
		8000-Supplies & Materials	217,500		
		8400-Business & Travel	2,100		
		8500-Capital Outlay	18,000		
	245-Operations & Investigations				
		7001-Personal Services	25,782,200		
		7200-Contractual Services	806,400		<u>791,400</u>
		8000-Supplies & Materials	650,200		
		8400-Business & Travel	78,800		
		8500-Capital Outlay	4,650,000		
	250-Admin Services				
		7001-Personal Services	31,662,100		
		7200-Contractual Services	14,179,900		
		8000-Supplies & Materials	2,161,400		
		8400-Business & Travel	220,600		
		8500-Capital Outlay	614,400		
		8700-Grants, Contributions & Other	0		
	Public Libraries		24,427,500		<u>24,381,800</u>
	Public Works				
	308-Director's Office				
		7001-Personal Services	612,500		
		7200-Contractual Services	7,100		
		8000-Supplies & Materials	6,400		
		8400-Business & Travel	5,500		
		8500-Capital Outlay	0		
	310-Bureau of Engineering				
		7001-Personal Services	5,681,200		
		7200-Contractual Services	150,100		
		8000-Supplies & Materials	81,800		
		8400-Business & Travel	18,700		
		8500-Capital Outlay	800		
	315-Bureau of Highways				
		7001-Personal Services	44,193,100		<u>14,146,000</u>

1
2
3
4
5
6
7
8
9
10
11
12
13
14
15
16
17
18
19
20
21
22
23
24
25
26
27
28
29
30
31
32
33
34
35
36
37
38
39
40
41
42
43
44
45
46
47
48
49
50

FY2020 Appropriation Control Schedule

Fund: General Fund

Agency	Character	Object	Proposed	
		7200-Contractual Services	10,098,900	
		8000-Supplies & Materials	1,676,400	
		8400-Business & Travel	25,100	
		8500-Capital Outlay	2,275,500	
Recreation and Parks				
	325-Director's Office			
		7001-Personal Services	2,554,800	
		7200-Contractual Services	320,800	
		8000-Supplies & Materials	173,900	
		8400-Business & Travel	22,800	
		8500-Capital Outlay	500	
		8700-Grants, Contributions & Other	430,500	473,000
	330-Recreation			
		7001-Personal Services	5,281,600	
		7200-Contractual Services	2,049,300	
		8000-Supplies & Materials	395,500	
		8400-Business & Travel	3,700	
		8500-Capital Outlay	10,500	
		8700-Grants, Contributions & Other	810,000	
	335-Parks			
		7001-Personal Services	6,246,700	
		7200-Contractual Services	2,024,400	
		8000-Supplies & Materials	502,600	
		8400-Business & Travel	8,700	
		8500-Capital Outlay	517,000	
		8700-Grants, Contributions & Other	290,000	
	357-Golf Courses			
		7200-Contractual Services	5,011,400	
		8600-Debt Service	1,674,500	
Social Services				
	500-Adult Services			
		7001-Personal Services	798,700	
		7200-Contractual Services	40,500	40,500
		8000-Supplies & Materials	1,000	
		8400-Business & Travel	0	
		8700-Grants, Contributions & Other	1,638,800	
	505-Family & Youth Services			
		7001-Personal Services	2,883,200	2,742,700
		7200-Contractual Services	38,900	
		8000-Supplies & Materials	29,100	
		8400-Business & Travel	14,000	
		8700-Grants, Contributions & Other	112,800	
	511-Family Preservation			
		7001-Personal Services	207,800	
		7200-Contractual Services	4,700	

FY2020 Appropriation Control Schedule

1
2
3
4
5
6
7
8
9
10
11
12
13
14
15
16
17
18
19
20
21
22
23
24
25
26
27
28
29
30
31
32
33
34
35
36
37
38
39
40
41
42
43
44
45
46
47
48
49
50
51
52
53
54

Fund: Other Funds

Fund	Agency	Character	Object	Proposed
02000	Parking Garage Spec Rev Fund			
	Central Services			
		180	Facilities Management	
			7200-Contractual Services	491,200
			8000-Supplies & Materials	6,100
			8700-Grants, Contributions & Other	30,000
02010	Rec & Parks Child Care Fund			
	Recreation and Parks			
		560	Child Care	
			7001-Personal Services	4,818,800
			7200-Contractual Services	351,000
			8000-Supplies & Materials	514,500
			8400-Business & Travel	42,500
			8500-Capital Outlay	13,400
			8700-Grants, Contributions & Other	1,014,800
02110	Forfeit & Asset Seizure Fnd			
	Office of the Sheriff			
		621	Sheriff FAST	
			7200-Contractual Services	0
			8500-Capital Outlay	75,000
	Police Department			
		620	Forfeiture & Asset Seizure Exp	
			7200-Contractual Services	360,000
			8500-Capital Outlay	0
			8700-Grants, Contributions & Other	140,000
02120	Community Development Fund			
	Chief Administrative Office			
		122	Community Development Svcs Cor	
			8700-Grants, Contributions & Other	9,070,400
02130	Energy Loan Revolving Fund			
	Central Services			
		180	Facilities Management	
			8700-Grants, Contributions & Other	38,700
02180	Piney Orchard WWS Fund			
	Public Works			
		685	Other DPW Funds	
			7200-Contractual Services	1,100,000
02200	Partnership Children Yth & Fam			
	Partnership Children Yth & Fam			
		630	Partnership Children Yth & Fam	
			7001-Personal Services	2,467,900
			7200-Contractual Services	374,800
			8000-Supplies & Materials	18,200
			8400-Business & Travel	58,600
			8500-Capital Outlay	0
			8700-Grants, Contributions & Other	2,265,200
02450	Laurel Race Track Comm Ben Fnd			
	County Executive			
		105	Laurel Race Track Impact Aid	

FY2020 Appropriation Control Schedule

1
2
3
4
5
6
7
8
9
10
11
12
13
14
15
16
17
18
19
20
21
22
23
24
25
26
27
28
29
30
31
32
33
34
35
36
37
38
39
40
41
42
43
44
45
46
47
48
49
50
51
52
53
54

Fund: Other Funds

Fund	Agency	Character	Object	Proposed
			8700-Grants, Contributions & Other	346,500
02460-Video Lottery Local Impact Aid	Community College			1,700,000
	County Executive	106-VLT Community Grants		
			8700-Grants, Contributions & Other	6,695,000
	Fire Department	265-Operations		
			7001-Personal Services	4,398,000
			8500-Capital Outlay	850,000
	Office of Finance Non-Departme	176-Video Lottery Impact Aid		
			8700-Grants, Contributions & Other	1,200,800
	Police Department	240-Patrol Services		
			7001-Personal Services	2,326,000
		250-Admin Services		
			7001-Personal Services	0
			7200-Contractual Services	286,000
			8000-Supplies & Materials	88,000
			8500-Capital Outlay	700,000
			8700-Grants, Contributions & Other	0
	Public Libraries			550,000
02800-Nursery Rd Tax Increment Fund	Office of Finance Non-Departme	151-Tax Increment Districts		
			7200-Contractual Services	4,000
			8600-Debt Service	150,400
			8700-Grants, Contributions & Other	5,590,000
02801-West Cnty Dev Dist Tax Inc Fnd	Office of Finance Non-Departme	151-Tax Increment Districts		
			7200-Contractual Services	35,000
			8600-Debt Service	1,151,700
			8700-Grants, Contributions & Other	6,740,300
02802-Farmingtn Vlg Spc Tax Dist Fnd	Office of Finance Non-Departme	152-Special Tax Districts		
			7200-Contractual Services	45,300
			8600-Debt Service	485,300
02803-Park Place Tax Increment Fund	Office of Finance Non-Departme	151-Tax Increment Districts		
			8700-Grants, Contributions & Other	1,078,000
02804-Route 100 Development District Tax Increment Fund	Office of Finance Non-Departme	151-Tax Increment Districts		
			7200-Contractual Services	53,600
			8600-Debt Service	2,187,400

FY2020 Appropriation Control Schedule

1
2
3
4
5
6
7
8
9
10
11
12
13
14
15
16
17
18
19
20
21
22
23
24
25
26
27
28
29
30
31
32
33
34
35
36
37
38
39
40
41
42
43
44
45
46
47
48
49
50
51
52
53
54
55

Fund: Other Funds

Fund	Agency	Character	Object	Proposed	
			8700-Grants, Contributions & Other	8,234,000	
02805-Parole TC Dev Dist Tax Inc Fnd	Office of Finance Non-Departme	151-Tax Increment Districts			
			7200-Contractual Services	0	
			8700-Grants, Contributions & Other	17,392,700	
02807-Dorchester Specl Tax Dist Fund	Office of Finance Non-Departme	152-Special Tax Districts			
			7200-Contractual Services	53,800	
			8600-Debt Service	1,083,900	
			8700-Grants, Contributions & Other	0	
02808-National Business Park - North	Office of Finance Non-Departme	151-Tax Increment Districts			
			7200-Contractual Services	30,000	
			8600-Debt Service	1,472,400	
			8700-Grants, Contributions & Other	516,700	
02809-Village South at Waugh Chapel	Office of Finance Non-Departme	151-Tax Increment Districts			
			7200-Contractual Services	50,000	
			8600-Debt Service	952,100	
			8700-Grants, Contributions & Other	1,577,000	
02810-Odenton Town Center Tax Increment Fund	Office of Finance Non-Departme	151-Tax Increment Districts			
			8700-Grant, Contribution & Other	1,345,000	
02850-Ag & WdInd Prsrvtm Sinking Fnd	Office of Finance Non-Departme	164-IPA Debt Service			
			8600-Debt Service	741,700	
04000-Water & Wstwtr Operating Fund	Public Works	310-Bureau of Engineering			
			7001-Personal Services	2,691,300	
			7200-Contractual Services	67,900	
			8000-Supplies & Materials	28,000	
			8400-Business & Travel	1,900	
			8500-Capital Outlay	0	
		665-Water & Wstwtr Operations			
			7001-Personal Services	34,097,700	34,016,700
			7200-Contractual Services	32,019,500	31,765,500
			8000-Supplies & Materials	10,096,400	
			8400-Business & Travel	274,500	
			8500-Capital Outlay	1,612,200	
			8700-Grants, Contributions & Other	15,800,600	
		670-Water & Wstwtr Finance & Admin			
			7001-Personal Services	2,236,400	
			7200-Contractual Services	4,003,900	3,978,900

FY2020 Appropriation Control Schedule

1
2
3
4
5
6
7
8
9
10
11
12
13
14
15
16
17
18
19
20
21
22
23
24
25
26
27
28
29
30
31
32
33
34
35
36
37
38
39
40
41
42
43
44
45
46
47
48
49
50
51
52
53
54
55

Fund: Other Funds

Fund	Agency	Character	Object	Proposed	
			8000-Supplies & Materials	125,400	
			8400-Business & Travel	4,200	
			8500-Capital Outlay	9,000	
			8700-Grants, Contributions & Other	16,035,000	
04200-Water & Wstwtr Sinking Fund					
	Public Works				
		675-Water & Wstwtr Debt Service			
			7200-Contractual Services	180,000	
			8600-Debt Service	64,557,700	
			8700-Grants, Contributions & Other	530,000	
04300-Waste Collection Fund					
	Public Works				
		705-Waste Mgmt. Services			
			7001-Personal Services	8,235,800	8,219,700
			7200-Contractual Services	37,604,500	
			8000-Supplies & Materials	758,600	
			8400-Business & Travel	24,000	
			8500-Capital Outlay	2,149,900	
			8600-Debt Service	4,372,100	
			8700-Grants, Contributions & Other	7,007,100	
04600-Watershed Protection & Restor					
	Inspections and Permits				
		285-Inspection Services			
			7001-Personal Services	1,217,500	
			7200-Contractual Services	56,900	
			8000-Supplies & Materials	11,700	
			8400-Business & Travel	200	
			8500-Capital Outlay	0	
	Public Works				
		310-Bureau of Engineering			
			7001-Personal Services	1,440,600	
			7200-Contractual Services	25,600	
			8000-Supplies & Materials	0	
		315-Bureau of Highways			
			7001-Personal Services	2,334,100	
			7200-Contractual Services	2,727,100	
			8000-Supplies & Materials	53,500	
			8400-Business & Travel	7,200	
			8500-Capital Outlay	10,000	
		720-Watershed Protection & Restor			
			7001-Personal Services	2,424,000	2,397,200
			7200-Contractual Services	3,151,900	3,076,900
			8000-Supplies & Materials	63,600	
			8400-Business & Travel	27,000	
			8500-Capital Outlay	10,000	
			8600-Debt Service	6,928,100	
			8700-Grants, Contributions & Other	1,875,300	
05050-Self Insurance Fund					
	Central Services				
		795-Risk Management			

FY2020 Appropriation Control Schedule

1
2
3
4
5
6
7
8
9
10
11
12
13
14
15
16
17
18
19
20
21
22
23
24
25
26
27
28
29
30
31
32
33
34
35
36
37
38
39
40
41
42
43
44
45
46
47
48
49
50
51
52
53
54
55

Fund: Other Funds

Fund	Agency	Character	Object	Proposed
			7001-Personal Services	1,484,100
			7200-Contractual Services	22,096,700
			8000-Supplies & Materials	72,400
			8400-Business & Travel	33,700
			8500-Capital Outlay	2,000
			8700-Grants, Contributions & Other	278,000
05100-Health Insurance Fund				
	Personnel Office			
		226-Health Costs		
			7001-Personal Services	83,865,000
			7200-Contractual Services	1,068,200
			8000-Supplies & Materials	61,900
			8400-Business & Travel	4,100
			8700-Grants, Contributions & Other	5,850,000
05200-Garage Working Capital Fund				
	Central Services			
		825-Vehicle Operations		
			7001-Personal Services	5,271,900
			7200-Contractual Services	1,835,300
			8000-Supplies & Materials	8,188,700
			8400-Business & Travel	16,700
			8500-Capital Outlay	22,500
			8700-Grants, Contributions & Other	455,800
05300-Garage Vehicle Replacement Fnd				
	Central Services			
		830-Vehicle Replacement		
			7200-Contractual Services	37,000
			8400-Business & Travel	0
			8500-Capital Outlay	10,519,000
			8700-Grants, Contributions & Other	542,300
06260-Circuit Court Special Fund				
	Circuit Court			
		460-Disposition of Litigation		
			7200-Contractual Services	0
			8000-Supplies & Materials	0
			8400-Business & Travel	165,000
06286-Two Rivers Special Taxing Dist				
	Office of Finance Non-Departme			
		152-Special Tax Districts		
			7200-Contractual Services	94,100
			8600-Debt Service	1,731,900
06287-Arundel Gateway				
	Office of Finance Non-Departme			
		152-Special Tax Districts		
			7200-Contractual Services	74,600
			8600-Debt Service	1,350,000
06375-Inmate Benefit Fund				
	Detention Center			
		408-Inmate Benefit Fnd Expenditure		
			8700-Grants, Contributions & Other	1,761,800

5,211,900
 1,815,300

FY2020 Appropriation Control Schedule

1
 2
 3
 4
 5
 6
 7
 8
 9
 10
 11
 12
 13
 14
 15
 16
 17

Fund: Other Funds

Fund	Agency	Character	Object	Proposed
06550-Reforestation Fund				
	Inspections and Permits			
		285-Inspection Services		
			7001-Personal Services	607,500
			7200-Contractual Services	2,758,700
			8000-Supplies & Materials	8,600
			8400-Business & Travel	1,900
			8700-Grants, Contributions & Other	355,000
09400-AA Workforce Dev Corp Fund				
	Chief Administrative Office			
		124-Workforce Development Corp.		
			8700-Grants, Contributions & Other	2,400,000

1
2
3
4
5
6
7
8
9
10
11
12
13
14
15
16
17
18
19
20
21
22
23
24
25
26
27
28
29
30
31
32
33
34
35
36
37
38
39
40
41
42
43
44
45
46
47
48
49
50
51
52
53
54

FY2020 Appropriation Control Schedule

Fund: Grants Special Revenue Fund

Agency	Character	Object	Proposed	
Central Services				
	170-Purchasing			
		7001-Personal Services	7,000	
		7200-Contractual Services	3,000	
		8000-Supplies & Materials	4,000	
		8400-Business & Travel	6,000	
Circuit Court				
	460-Disposition of Litigation			
		7001-Personal Services	1,215,700	
		7200-Contractual Services	884,000	
		8000-Supplies & Materials	68,300	
		8400-Business & Travel	78,900	
		8500-Capital Outlay	0	
Department of Aging				
	366-ADA			
		7200-Contractual Services	2,000	
	375-Senior Centers			
		7001-Personal Services	296,200	
		7200-Contractual Services	7,500	
		8000-Supplies & Materials	968,300	
		8400-Business & Travel	13,100	
		8500-Capital Outlay	0	
	390-Long Term Care			
		7001-Personal Services	308,400	
		7200-Contractual Services	912,300	
		8000-Supplies & Materials	210,800	
		8400-Business & Travel	18,800	
	380-Aging & Disability Resource Ct			
		7001-Personal Services	771,600	
		7200-Contractual Services	56,000	
		8000-Supplies & Materials	11,500	
		8400-Business & Travel	2,100	
		8500-Capital Outlay	0	
Detention Center				
	405-Admin/Support Service			
		7001-Personal Services	248,100	
		7200-Contractual Services	113,200	
		8000-Supplies & Materials	0	
		8400-Business & Travel	1,700	
		8500-Capital Outlay	0	
Fire Department				
	260-Planning & Logistics			
		7001-Personal Services	2,082,500	<u>2,831,500</u>
		7200-Contractual Services	1,000	
		8000-Supplies & Materials	445,600	<u>891,200</u>
		8500-Capital Outlay	0	
	265-Operations			
		7001-Personal Services	0	
		7200-Contractual Services	0	

1
2
3
4
5
6
7
8
9
10
11
12
13
14
15
16
17
18
19
20
21
22
23
24
25
26
27
28
29
30
31
32
33
34
35
36
37
38
39
40
41
42
43
44
45
46
47
48
49
50
51
52
53
54

FY2020 Appropriation Control Schedule

Fund: Grants Special Revenue Fund

Agency	Character	Object	Proposed	
		8000-Supplies & Materials	5,000	<u>10,000</u>
		8400-Business & Travel	0	
		8500-Capital Outlay	0	
Health Department				
	535-Administration & Operations			
		7001-Personal Services	513,400	
		7200-Contractual Services	175,900	
		8000-Supplies & Materials	2,000	
		8400-Business & Travel	7,900	
		8500-Capital Outlay	0	
	540-Disease Prevention & Mgmt			
		7001-Personal Services	3,371,600	<u>3,527,600</u>
		7200-Contractual Services	824,800	<u>926,100</u>
		8000-Supplies & Materials	373,600	<u>406,400</u>
		8400-Business & Travel	64,300	<u>67,700</u>
		8500-Capital Outlay	40,500	<u>11,100</u>
		8700-Grants, Contributions & Other	91,900	
	545-Environmental Health Services			
		7001-Personal Services	174,300	
		7200-Contractual Services	96,900	
	550-School Health & Support			
		7001-Personal Services	307,600	
		7200-Contractual Services	20,200	
		8000-Supplies & Materials	12,000	
		8400-Business & Travel	12,200	
		8500-Capital Outlay	0	
		8700-Grants, Contributions & Other	29,200	
	551-Behavioral Health Services			
		7001-Personal Services	4,038,800	
		7200-Contractual Services	2,741,700	<u>4,470,300</u>
		8000-Supplies & Materials	322,700	
		8400-Business & Travel	111,800	
		8500-Capital Outlay	14,400	
		8700-Grants, Contributions & Other	1,089,600	
	555-Family Health Services			
		7001-Personal Services	4,456,300	
		7200-Contractual Services	3,079,400	
		8000-Supplies & Materials	194,300	
		8400-Business & Travel	63,200	
		8500-Capital Outlay	36,700	
		8700-Grants, Contributions & Other	341,200	
Office of Emergency Management				
	303-Office of Emergency Mgt			
		7001-Personal Services	421,800	
		7200-Contractual Services	137,100	
		8000-Supplies & Materials	207,000	
		8400-Business & Travel	84,400	<u>98,100</u>
		8500-Capital Outlay	5,100	
Office of the Sheriff				

1
2
3
4
5
6
7
8
9
10
11
12
13
14
15
16
17
18
19
20
21
22
23
24
25
26
27
28
29
30
31
32
33
34
35
36
37
38
39
40
41
42
43
44
45
46
47
48
49
50
51
52

FY2020 Appropriation Control Schedule

Fund: Grants Special Revenue Fund

Agency	Character	Object	Proposed	
	435-Office of the Sheriff			
		7001-Personal Services	563,500	
		7200-Contractual Services	6,700	
		8000-Supplies & Materials	4,800	13,800
		8400-Business & Travel	1,800	
		8500-Capital Outlay	22,000	
Office of the State's Attorney				
	430-Office of the State's Attorney			
		7001-Personal Services	460,100	
		7200-Contractual Services	0	
		8000-Supplies & Materials	0	
		8400-Business & Travel	0	
		8500-Capital Outlay	0	
Office of Transportation				
	450-Office of Transportation			
		7001-Personal Services	262,500	
		7200-Contractual Services	2,683,200	3,466,700
		8000-Supplies & Materials	32,500	
		8400-Business & Travel	18,500	
		8700-Grants, Contributions & Other	10,000	
Planning and Zoning				
	290-Administration			
		7001-Personal Services	8,000	
		7200-Contractual Services	51,900	
Police Department				
	240-Patrol Services			
		7001-Personal Services	929,400	
		7200-Contractual Services	10,200	
		8000-Supplies & Materials	6,500	
		8400-Business & Travel	46,000	
		8500-Capital Outlay	20,400	
	250-Admin Services			
		7001-Personal Services	504,000	
		7200-Contractual Services	34,500	
		8000-Supplies & Materials	24,500	
		8400-Business & Travel	38,500	
		8500-Capital Outlay	77,500	
Social Services				
	500-Adult Services			
		7001-Personal Services	40,100	
		7200-Contractual Services	1,000	
		8700-Grants, Contributions & Other	3,700	
	505-Family & Youth Services			
		7001-Personal Services	242,600	
		7200-Contractual Services	25,100	
		8000-Supplies & Materials	0	
		8700-Grants, Contributions & Other	5,000	

1
2
3
4
5
6
7
8
9
10
11
12
13
14
15
16
17
18
19
20
21
22
23
24
25
26
27
28
29
30
31
32
33
34
35
36
37
38
39
40
41
42
43
44
45
46
47
48
49

FY2020 Appropriation Control Schedule

Fund: Impact Fee Special Revenue Fund

Agency	Character	Object	Proposed	
Office of Finance Non-Departme				
	2301-Impact Fees-Schools, Dist1			
		8735-Other Inter-Fund Reimbursement	753,400	
		8761-Pay-as-you-Go	21,520,600	<u>10,100,000</u>
	2302-Impact Fees-Schools, Dist2			<u>11,100,000</u>
		8735-Other Inter-Fund Reimbursement	90,200	
		8761-Pay-as-you-Go	536,100	<u>350,000</u>
	2303-Impact Fees-Schools, Dist3			<u>2,350,000</u>
		8735-Other Inter-Fund Reimbursement	193,800	
		8761-Pay-as-you-Go	926,900	<u>607,700</u>
	2304-Impact Fees-Schools, Dist4			<u>607,700</u>
		8735-Other Inter-Fund Reimbursement	100,400	
		8761 Pay as you Go	350,000	
		8761 Pay as you Go	350,000	
	2305-Impact Fees-Schools, Dist5			
		8735-Other Inter-Fund Reimbursement	4,300	
		8761-Pay-as-you-Go	1,700,000	<u>900,000</u>
	2306-Impact Fees-Schools, Dist6			<u>900,000</u>
		8735-Other Inter-Fund Reimbursement	4,200	
		8761-Pay-as-you-Go	3,600,000	<u>1,300,000</u>
	2307-Impact Fees-Schools, Dist7			<u>1,300,000</u>
		8735-Other Inter-Fund Reimbursement	83,400	
		8761-Pay-as-you-Go	500,000	<u>250,000</u>
	2308-Impact Fees-Highway, Dist1			<u>250,000</u>
		8735-Other Inter-Fund Reimbursement	153,100	
		8761-Pay-as-you-Go	9,763,900	<u>8,059,100</u>
	2309-Impact Fees-Highway, Dist2			<u>8,059,100</u>
		8735-Other Inter-Fund Reimbursement	19,300	
		8761-Pay-as-you-Go	6,035,600	<u>1,787,900</u>
	2310-Impact Fees-Highway, Dist3			<u>1,787,900</u>
		8735-Other Inter-Fund Reimbursement	299,000	
		8761-Pay-as-you-Go	3,119,000	
	2311-Impact Fees-Highway, Dist4			
		8735-Other Inter-Fund Reimbursement	37,300	
		8761-Pay-as-you-Go	20,740,600	<u>20,111,100</u>
	2312-Impact Fees-Highway, Dist5			<u>21,171,100</u>
		8735-Other Inter-Fund Reimbursement	19,600	
		8761-Pay-as-you-Go	576,300	<u>544,600</u>
	2365-Impact Fees-Highway, Dist 6			<u>544,600</u>
		8735-Other Inter-Fund Reimbursement	1,100	
		8761-Pay-as-you-Go	9,750,000	
	2400-Impact Fees Public Safety			
		8735-Other Inter-Fund Reimbursement	245,200	
		8761-Pay-as-you-Go	2,064,500	<u>637,900</u>
				<u>637,900</u>

ADOPTED

ADOPTED

AMENDMENTS TO BILL NO. 29-19
(Operating Budget)

AMENDMENTS TO BILL NO. 29-19
(Operating Budget)

June 10, 2019

June 10, 2019

Introduced by Mr. Pruski, Chairman

Introduced by Mr. Pruski, Chairman

Amendment No. 1

Amendment No. 2

On page 2, line 1, (Board of License Commissioners), strike "\$753,500" and substitute "\$748,500."

On page 2, line 3, (Office of Central Services), strike "\$23,321,500" and substitute "\$22,962,500."

On Exhibit A, page 1, line 23, (Board of License Commissioners - Board of License Commissioners – 7001-Personal Services), strike "\$654,100" and substitute "\$649,100."

On Exhibit A, page 1, line 42, (Central Services – Facilities Management – 7001-Personal Services), strike "\$6,325,000" and substitute "\$6,200,000."

(Reduces Personal Services by \$5,000 for special pays-FICA which is not applicable for Inspectors' allowance.)

On Exhibit A, page 1, line 43, (Central Services – Facilities Management – 7200-Contractual Services), strike "\$10,936,400" and substitute "\$10,702,400."

(Reduces Personal Services by \$125,000 based on historical turnover. Reduces Contractual Services by \$234,000 based on expenditure history plus inflation.)

ADOPTED

ADOPTED

AMENDMENTS TO BILL NO. 29-19
(Operating Budget)

AMENDMENTS TO BILL NO. 29-19
(Operating Budget)

June 10, 2019

June 10, 2019

Introduced by Mr. Pruski, Chairman

Introduced by Mr. Pruski, Chairman

Amendment No. 3

Amendment No. 4

On page 2, line 15, (Department of Aging), strike "\$8,655,000" and substitute "\$8,630,500."

On page 2, line 17, (Office of Detention Facilities), strike "\$50,970,900" and substitute "\$50,960,900."

On Exhibit A, page 3, line 12, (Department of Aging – Senior Centers – 7200-Contractual Services), strike "390,100" and substitute "365,600."

On Exhibit A, page 3, line 44, (Detention Center – Admin/Support Service – 8000-Supplies & Materials), strike "\$633,800" and substitute "\$623,800."

(Reduces Contractual Services by \$24,500 to provide rent per rental agreement prices.)

(Reduces Supplies & Materials by \$10,000 based on expenditure history.)

ADOPTED

ADOPTED

AMENDMENTS TO BILL NO. 29-19
(Operating Budget)

AMENDMENTS TO BILL NO. 29-19
(Operating Budget)

June 10, 2019

June 10, 2019

Introduced by Mr. Pruski, Chairman

Introduced by Mr. Pruski, Chairman

Amendment No. 5**Amendment No. 6**

On page 2, line 21, (Fire Department), strike "\$122,301,100" and substitute "\$122,233,100."

On page 2, line 23, (Department of Health), strike "\$39,867,800" and substitute "\$39,785,700."

On Exhibit A, page 4, line 19, (Fire Department – Operations – 7200-Contractual Services), strike "\$699,500" and substitute "\$681,500."

On Exhibit A, page 4, line 27, (Health Department – Administration & Operations – 7200-Contractual Services), strike "\$438,300" and substitute "\$368,300."

On Exhibit A, page 4, line 20, (Fire Department – Operations – 8000-Supplies & Materials), strike "\$675,600" and substitute "\$665,600."

On Exhibit A, page 4, line 40, (Health Department – Environmental Health Services – 7200-Contractual Services), strike "\$697,600" and substitute "\$690,400."

On Exhibit A, page 4, line 23, (Fire Department – Operations – 8700-Grants, Contributions & Other), strike "\$1,607,000" and substitute "\$1,567,000."

On Exhibit A, page 4, line 52, (Health Department – Behavioral Health Services – 7200-Contractual Services), strike "\$3,260,900" and substitute "\$3,256,000."

(Reduces Contractual Services by \$18,000 to reflect anticipated insurance costs; Reduces Supplies & Materials by \$10,000 based on expenditure history; and Reduces Grants, Contributions & Other by \$40,000 to reflect the match for planned expenses for the SAFER grant positions.)

(Reduces Contractual Services by \$82,100 for non-centrex based on expenditure history and for centrex due to the transfer of budget to the Office of Information Technology.)

ADOPTED

ADOPTED

AMENDMENTS TO BILL NO. 29-19
(Operating Budget)

AMENDMENTS TO BILL NO. 29-19
(Operating Budget)

June 10, 2019

June 10, 2019

Introduced by Mr. Pruski, Chairman

Introduced by Mr. Pruski, Chairman

Amendment No. 7

Amendment No. 8

On page 2, line 25, (Office Information Technology), strike "\$22,849,700" and substitute "\$22,839,700."

On page 2, line 37, (Office of Finance (Non-Departmental)), strike "\$290,456,700" and substitute "\$290,166,700."

On Exhibit A, page 5, line 19, (Information Technology – Office of Info. Technology – 8400-Business & Travel), strike "\$89,600" and substitute "\$79,600."

On Exhibit A, page 6, line 35, (Office of Finance Non-Departme – Debt Service – 7200-Contractual Services), strike "\$450,000" and substitute "\$400,000."

(Reduces Business & Travel for training seminars by \$10,000 based on the expenditure history and planned training.)

On Exhibit A, page 6, line 54, (Office of Finance Non-Departme – Contrib to Other Fund – 8700-Grants, Contributions & Other), strike "\$9,519,200" and substitute "\$9,279,200."

(Reduces Contractual Services by \$50,000 based on the expenditure history. Reduces Grants, Contributions & Other by \$240,000 to decrease the pension transfer based on the actuarial recommendation.)

ADOPTED

ADOPTED

AMENDMENTS TO BILL NO. 29-19
(Operating Budget)

AMENDMENTS TO BILL NO. 29-19
(Operating Budget)

June 10, 2019

June 10, 2019

Introduced by Mr. Pruski, Chairman

Introduced by Mr. Pruski, Chairman

Amendment No. 9

Amendment No. 10

On page 2, line 41, (Office of the Sheriff), strike "\$11,109,100" and substitute "\$11,099,100."

On page 2, line 45, (Office of Transportation), strike "\$6,164,500" and substitute "\$6,104,000."

On Exhibit A, page 7, line 15, (Office of the Sheriff – Office of the Sheriff – 7200-Contractual Services), strike "\$750,500" and substitute "\$740,500."

On Exhibit A, page 7, line 31, (Office of Transportation – Office of Transportation – 7200-Contractual Services), strike "\$3,990,400" and substitute "\$3,971,500."

(Reduces Contractual Services by \$10,000 based on expenditure history plus inflation.)

On Exhibit A, page 7, line 35, (Office of Transportation – Office of Transportation – 8700-Grants, Contributions & Other), strike "\$887,600" and substitute "\$846,000."

(Reduces Contractual Services by \$18,900 based on the expenditure history; and Reduces Grants, Contributions & Other by \$41,600 to provide for matching grant funds.)

ADOPTED

ADOPTED

AMENDMENTS TO BILL NO. 29-19
(Operating Budget)

AMENDMENTS TO BILL NO. 29-19
(Operating Budget)

June 10, 2019

June 10, 2019

Introduced by Mr. Pruski, Chairman

Introduced by Mr. Pruski, Chairman

Amendment No. 11

Amendment No. 12

On page 3, line 1, (Office of Planning and Zoning), strike "\$8,051,700" and substitute "\$7,981,700."

On page 3, line 3, (Police Department), strike "\$151,187,000" and substitute "\$151,162,000."

On Exhibit A, page 7, line 50, (Planning and Zoning – Administration – 7001-Personal Services), strike "\$2,543,500" and substitute "\$2,517,900."

On Exhibit A, page 8, line 23, (Police Department – Patrol Services – 7200-Contractual Services), strike "\$723,500" and substitute "\$713,500."

On Exhibit A, page 7, line 51, (Planning and Zoning – Administration – 7200-Contractual Services), strike "\$199,300" and substitute "\$179,300."

On Exhibit A, page 8, line 29, (Police Department – Operations & Investigations – 7200-Contractual Services), strike "806,400" and substitute "791,400."

On Exhibit A, page 8, line 12, (Planning and Zoning – Zoning Division – 7001-Personal Services), strike "\$1,546,400" and substitute "\$1,522,000."

(Reduces Contractual Services by \$25,000 based on expenditure history and planned spending.)

(Reduces Personal Services by \$50,000 based on historical turnover. Reduces Contractual Services by \$20,000 based on expenditure history and planned spending.)

ADOPTED

ADOPTED

AMENDMENTS TO BILL NO. 29-19
(Operating Budget)

AMENDMENTS TO BILL NO. 29-19
(Operating Budget)

June 10, 2019

June 10, 2019

Introduced by Mr. Pruski, Chairman

Introduced by Mr. Pruski, Chairman

Amendment No. 13

Amendment No. 14

On page 3, line 5, (Department of Public Libraries), strike "\$24,427,500" and substitute "\$24,381,800."

On page 3, line 7, (Department of Public Works), strike "\$34,833,100" and substitute "\$34,786,000."

On page 5, line 20, (Personal Services), strike "\$21,177,000" and substitute "\$21,131,300."

On Exhibit A, page 8, line 55, (Public Works – Bureau of Highways – 7001-Personal Services), strike "14,193,100" and substitute "14,146,000."

On Exhibit A, page 8, line 40, (Public Libraries), strike "\$24,427,500" and substitute "\$24,381,800."

(Reduces Personal Services by \$47,100 to decrease the pension transfer based on the actuarial recommendation.)

(Reduces Personal Services by \$45,700 to reflect the FY20 pay package plus the intended new positions.)

ADOPTED

ADOPTED

AMENDMENTS TO BILL NO. 29-19
(Operating Budget)

AMENDMENTS TO BILL NO. 29-19
(Operating Budget)

June 10, 2019

June 10, 2019

Introduced by Mr. Pruski, Chairman

Introduced by Mr. Pruski, Chairman

Amendment No. 15

Amendment No. 16

On page 3, line 11, (Department of Social Services), strike "\$5,778,500" and substitute "\$5,629,000."

On page 7, line 42, (Water and Wastewater Operating Fund), strike "\$119,103,900" and substitute "\$118,743,900."

On Exhibit A, page 9, line 38, (Social Services – Adult Services – 7200-Contractual Services), strike "\$49,500" and substitute "\$40,500."

On Exhibit B, page 3, line 43, (Water & Wstwr Operating Fund – Public Works – Water & Wstwr Operations – 7001-Personal Services), strike "\$34,097,700" and substitute "\$34,016,700."

On Exhibit A, page 9, line 43, (Social Services – Family & Youth Services – 7001-Personal Services), strike "\$2,883,200" and substitute "\$2,742,700."

On Exhibit B, page 3, line 44, (Water & Wstwr Operating Fund – Public Works – Water & Wstwr Operations – 7200-Contractual Services), strike "32,019,500" and substitute "31,765,500."

(Reduces Contractual Services by \$9,000 based on expenditure history. Reduces Personal Services by \$140,500 for contractual-FICA to correct error in calculation.)

On Exhibit B, page 3, line 51, (Water & Wstwr Operating Fund – Public Works – Water & Wstwr Finance & Admin – 7200-Contractual Services), strike "\$4,003,900" and substitute "\$3,978,900."

(Reduces Personal Services by \$81,000 to reduce the pension based on the actuarial recommendation; and Reduces Contractual Services by \$279,000 for management services, other professional services, and facility repair and renovation based on expenditure history and planned spending.)

ADOPTED

ADOPTED

AMENDMENTS TO BILL NO. 29-19
(Operating Budget)

AMENDMENTS TO BILL NO. 29-19
(Operating Budget)

June 10, 2019

June 10, 2019

Introduced by Mr. Pruski, Chairman

Introduced by Mr. Pruski, Chairman

Amendment No. 17

Amendment No. 18

On page 7, line 37, (Waste Collection Fund), strike "\$60,152,000" and substitute "\$60,135,900."

On page 8, line 4 (Watershed Protection and Restoration Fund), strike "\$22,361,300" and substitute "\$22,262,500."

On Exhibit B, page 4, line 15, (Waste Collection Fund – Public Works – Waste Mgmt. Services – 7001-Personal Services), strike "\$8,235,800" and substitute "\$8,219,700."

On Exhibit B, page 4, line 42, (Watershed Protection & Restor – Public Works – Watershed Protection & Restor – 7001-Personal Services), strike "\$2,421,000" and substitute "\$2,397,200."

(Reduces Personal Services by \$16,100 for pension based on the actuarial recommendations.)

On Exhibit B, page 4, line 43, (Watershed Protection & Restor – Public Works – Watershed Protection & Restor – 7200-Contractual Services), strike "\$3,151,900" and substitute "\$3,076,900."

(Reduces Personal Services by \$23,800 for overtime based on expenditure history and the pension transfer based on the actuarial recommendation; and Reduces Contractual Services by \$75,000 to remove an other professional services one-time FY2019 expense.)

ADOPTED

ADOPTED

AMENDMENTS TO BILL NO. 29-19
(Operating)

AMENDMENTS TO BILL NO. 29-19
(Capital)

June 10, 2019

June 10, 2019

Introduced by Mr. Pruski, Chairman

Introduced by Mr. Pruski, Chairman

Amendment No. 19

Amendment No. 20

On page 4, line 16, (Garage Working Capital Fund), strike "\$15,790,900" and substitute "\$15,710,900."

On page 24, following line 7, add the following: "Reduce the \$2,860,804 appropriation for Rural Legacy Program by \$1,331,800."

On Exhibit B, page 5, line 19, (Garage Working Capital Fund – Central Services – Vehicle Operations – 7001-Personal Services), strike "\$5,271,900" and substitute "\$5,211,900."

(Prior Council Approval: Reduces prior approved other state grants by \$1,264,800, and prior approved bonds by \$67,000.)

On Exhibit B, page 5, line 20, (Garage Working Capital Fund – Central Services – Vehicle Operations – 7200-Contractual Services), strike "\$1,835,300" and substitute "\$1,815,300."

(Reduces Personal Services by \$60,000 based on the historical turnover. Reduces Contractual Services by \$20,000 based on expenditure history.)

ADOPTED

ADOPTED

AMENDMENTS TO BILL NO. 29-19
(Capital)

AMENDMENTS TO BILL NO. 29-19
(Capital)

June 10, 2019

June 10, 2019

Introduced by Mr. Pruski, Chairman

Introduced by Mr. Pruski, Chairman

Amendment No. 21

Amendment No. 22

On page 15, line 18, (Add'l Salt Storage Capacity) strike \$850,000 and substitute "\$775,000."

On page 17, line 7, (Security Related Upgrades) strike \$6,000,000 and substitute "\$5,818,000."

(Capital Budget: Reduces FY20 bonds by \$75,000.)

(Capital Budget: Reduces FY20 other state grants by \$182,000.)

ADOPTED

ADOPTED

AMENDMENTS TO BILL NO. 29-19
(Capital)

AMENDMENTS TO BILL NO. 29-19
(Capital)

June 10, 2019

June 10, 2019

Introduced by Mr. Pruski, Chairman

Introduced by Mr. Pruski, Chairman

Amendment No. 23

Amendment No. 24

On page 16, line 13, (Aging Schools) strike \$600,000 and substitute “\$567,000.”

On page 24, following line 7, add the following: “Reduce the \$55,463,138 appropriation for Open Space Classrm. Enclosures by \$1,000,000.”

(Capital Budget: Reduces FY20 IAC funding by \$33,000.)

(Prior Council Approval: Reduces prior approved bonds by \$1,000,000.)

ADOPTED

ADOPTED

AMENDMENTS TO BILL NO. 29-19
(Capital)

AMENDMENTS TO BILL NO. 29-19
(Capital)

June 10, 2019

June 10, 2019

Introduced by Mr. Pruski, Chairman

Introduced by Mr. Pruski, Chairman

Amendment No. 25

Amendment No. 26

On page 16, line 25, (Crofton Area HS) strike \$24,422,000 and substitute “\$23,062,600.”

On page 24, following line 7, add the following: “Reduce the \$51,331,172 appropriation for Rd Reconstruction by \$86,361.”

(Capital Budget: Reduces FY20 IAC funding by \$1,359,400.)

(Prior Council Approval: Reduces prior approved other federal grants by \$86,361.)

ADOPTED

ADOPTED

AMENDMENTS TO BILL NO. 29-19
(Capital)

AMENDMENTS TO BILL NO. 29-19
(Capital)

June 10, 2019

June 10, 2019

Introduced by Mr. Pruski, Chairman

Introduced by Mr. Pruski, Chairman

Amendment No. 27

Amendment No. 29

On page 18, strike line 17, (Mt. Rd Corridor Revita. Ph 1) in its entirety.

On page 20, line 7, (Greenways, Parkland&OpenSpace) strike "\$3,528,000" and substitute "\$3,474,500."

(Capital Budget: Deletes \$3,702,000 of FY20 highway impact fees district 2.)

(Capital Budget: Reduces FY20 POS - acquisition by \$53,500.)

Amendment No. 28

Amendment No. 30

On page 24, in line 12 after "years" insert "as amended by the following:

On page 24, following line 7, add the following: "Reduce the \$9,603,175 appropriation for Greenways, Parkland&OpenSpace by \$1,063,582."

Including Mt. Rd Corridor Revita. Ph 1 in the amount of \$3,702,000 in the fiscal year ending June 30, 2021."

(Capital Program: Increases FY21 highway impact fees district 2 by \$3,702,000.)

(Prior Council Approval: Deletes \$36,182 of prior approved other state grants and reduces prior approved POS – acquisition by \$1,027,400.)

ADOPTED

ADOPTED

AMENDMENTS TO BILL NO. 29-19
(Capital)

AMENDMENTS TO BILL NO. 29-19
(Capital)

June 10, 2019

June 10, 2019

Introduced by Mr. Pruski, Chairman

Introduced by Mr. Pruski, Chairman

Amendment No. 31

Amendment No. 32

On page 19, line 33, (Beverly Triton Nature Park) strike "\$4,980,000" and substitute "\$4,655,000."

On page 24, following line 7, add the following: "Reduce the \$2,892,086 appropriation for Waterway Dredge Placement by \$90,000."

(Capital Budget: Reduces FY20 bonds by \$325,000.)

(Prior Council Approval: Reduces prior approved bonds by \$90,000.)

ADOPTED

ADOPTED

AMENDMENTS TO BILL NO. 29-19
(Capital)

AMENDMENTS TO BILL NO. 29-19
(Capital)

June 10, 2019

June 10, 2019

Introduced by Mr. Pruski, Chairman

Introduced by Mr. Pruski, Chairman

Amendment No. 33

Amendment No. 34

On page 13, line 37, (Cox Creek WRF ENR) strike \$10,200,000 and substitute “\$9,650,000.”

On page 24, following line 7, add the following: “Reduce the \$7,646,935 appropriation for Jennifer Road PS Upg by \$100,000.”

(Capital Budget: Reduces FY20 wastewater bonds by \$550,000.)

(Prior Council Approval: Reduces prior approved wastewater bonds by \$100,000.)

ADOPTED

ADOPTED

AMENDMENTS TO BILL NO. 29-19
(Capital)

AMENDMENTS TO BILL NO. 29-19
(Capital)

June 10, 2019

June 10, 2019

Introduced by Mr. Pruski, Chairman

Introduced by Mr. Pruski, Chairman

Amendment No. 35

Amendment No. 36

On page 23, line 31, (Patuxent WRF Exp) strike \$5,282,000 and substitute "\$6,192,000."

On page 23, line 35, (Rolling Knolls ES Sewer Ext) strike \$15,000 and substitute "\$53,000."

(Prior Council Approval: Reduces prior approved wastewater bonds by an additional \$910,000.)

(Prior Council Approval: Reduces prior approved wastewater bonds by an additional \$38,000.)

ADOPTED

ADOPTED

AMENDMENTS TO BILL NO. 29-19
(Capital)

AMENDMENTS TO BILL NO. 29-19
(Capital)

June 10, 2019

June 10, 2019

Introduced by Mr. Pruski, Chairman

Introduced by Mr. Pruski, Chairman

Amendment No. 37

Amendment No. 38

On page 24, following line 7, add the following: "Reduce the \$6,969,000 appropriation for 12" St Marg/Old Mill Btm by \$1,279,700."

On page 12, line 26, (Broad Creek WTP Exp) strike "\$4,341,000" and substitute "\$3,890,000."

(Prior Council Approval: Reduces prior approved water bonds by \$1,279,700.)

(Capital Budget: Reduces FY20 water bonds by \$451,000.)

ADOPTED

ADOPTED

AMENDMENTS TO BILL NO. 29-19
(Capital)

AMENDMENTS TO BILL NO. 29-19
(Capital)

June 10, 2019

June 10, 2019

Introduced by Mr. Pruski, Chairman

Introduced by Mr. Pruski, Chairman

Amendment No. 39

Amendment No. 41

On page 13, strike line 1, (Water Fac Emerg Generators) in its entirety.
(Capital Budget: Deletes \$979,981 of FY20 water bonds.)

On page 12, line 34, (Dorsey Lime System Upgrade) strike "\$3,058,000" and substitute "\$2,862,000."
(Capital Budget: Reduces FY20 water bonds by \$196,000.)

Amendment No. 40

On page 24, in line 12 after "years" insert "as amended by the following:

Excluding Water Fac Emerg Generators in the amount of \$192,019 in the fiscal year ending June 30, 2021. Including Water Fac Emerg Generators in the amount of \$1,172,000 in the fiscal year ending June 30, 2022."

(Capital Program: Reduces FY21 water bonds by \$192,019 and increases FY22 water bonds by \$1,172,000.)

ADOPTED

ADOPTED

AMENDMENTS TO BILL NO. 29-19
(Capital)

AMENDMENTS TO BILL NO. 29-19
(Operating Budget)

June 10, 2019

June 10, 2019

Introduced by Mr. Pruski, Chairman

Introduced by Mr. Pruski, Chairman

Amendment No. 42

Amendment No. 43

On page 12, strike line 44, (Routine Water Extensions) in its entirety.

On page 5, line 1, (Impact Fee Special Revenue Fund), strike "\$83,196,700" and substitute "\$59,521,600."

(Capital Budget: Deletes \$268,291 of FY20 water bonds.)

On Exhibit D, page 1, line 9, (Office of Finance Non-Departme – Impact Fees-Schools, Dist1 – 8761-Pay-as-you-Go), strike "\$21,529,500" and substitute "\$10,100,000."

On Exhibit D, page 1, line 12, (Office of Finance Non-Departme – Impact Fees-Schools, Dist2 – 8761-Pay-as-you-Go), strike "\$536,100" and substitute "\$350,000."

On Exhibit D, page 1, line 15, (Office of Finance Non-Departme – Impact Fees-Schools, Dist3 – 8761-Pay-as-you-Go), strike "\$926,900" and substitute "\$607,700."

On Exhibit D, page 1, strike line 18, (Office of Finance Non-Departme – Impact Fees-Schools, Dist4 – 8761-Pay-as-you-Go), in its entirety.

On Exhibit D, page 1, line 21, (Office of Finance Non-Departme – Impact Fees-Schools, Dist5 – 8761-Pay-as-you-Go), strike "\$1,700,000" and substitute "\$900,000."

On Exhibit D, page 1, line 24, (Office of Finance Non-Departme – Impact Fees-Schools, Dist6 – 8761-Pay-as-you-Go), strike "\$3,600,000" and substitute "\$1,300,000."

On Exhibit D, page 1, line 27, (Office of Finance Non-Departme – Impact Fees-Schools, Dist7 – 8761-Pay-as-you-Go), strike "\$500,000" and substitute "\$250,000."

On Exhibit D, page 1, line 30, (Office of Finance Non-Departme – Impact Fees-Highway, Dist1 – 8761-Pay-as-you-Go), strike "\$9,763,900" and substitute "\$8,059,100."

On Exhibit D, page 1, line 33, (Office of Finance Non-Departme – Impact Fees-Highway, Dist2 – 8761-Pay-as-you-Go), strike "\$6,035,600" and substitute "\$1,787,900."

On Exhibit D, page 1, line 39, (Office of Finance Non-Departme – Impact Fees-Highway, Dist4 – 8761-Pay-as-you-Go), strike "\$20,740,600" and substitute "\$20,111,100."

On Exhibit D, page 1, line 42, (Office of Finance Non-Departme – Impact Fees-Highway, Dist5 – 8761-Pay-as-you-Go), strike "\$576,300" and substitute "\$544,600."

ADOPTED

DEFEATED

AMENDMENTS TO BILL NO. 29-19
(Operating Budget)

AMENDMENTS TO BILL NO. 29-19
(Operating Budget)

June 10, 2019

June 10, 2019

Introduced by Mr. Pruski, Chairman

Introduced by Mr. Volke, Ms. Fiedler, and Ms. Haire

Amendment No. 43 (CONTINUED)

Amendment No. 44

On Exhibit D, page 1, line 48, (Office of Finance Non-Departme – Impact Fees Public Safety – 8761-Pay-as-you-Go), strike “\$2,064,500” and substitute “\$637,900.”

On page 1, line 24, (Office of Administrative Hearings), strike “\$387,400” and substitute “\$386,100.”

(Reduces the amounts appropriated by \$23,675,100 from the Impact Fee Fund to correspond with the impact fee amounts shown as revenue in the Capital Project Fund.)

On Exhibit A, page 1, line 8, (Administrative Hearings – Office of Admin. Hearings – 7001-Personal Services), strike “\$371,900” and substitute “\$370,600.”

(Reduces Personal Services by \$1,300 to match CPI.)

DEFEATED

DEFEATED

AMENDMENTS TO BILL NO. 29-19
(Operating Budget)

AMENDMENTS TO BILL NO. 29-19
(Operating Budget)

June 10, 2019

June 10, 2019

Introduced by Mr. Volke, Ms. Fiedler, and Ms. Haire

Introduced by Mr. Volke, Ms. Fiedler, and Ms. Haire

Amendment No. 45

Amendment No. 46

On page 2, line 1, (Board of License Commissioners), strike "\$753,500" and substitute "\$747,700."

On page 2, line 3, (Office of Central Services), strike "\$23,321,500" and substitute "\$22,662,800."

On Exhibit A, page 1, line 23, (Board of License Commissioners - Board of License Commissnrs - 7001-Personal Services), strike "\$654,100" and substitute "\$648,300."

On Exhibit A, page 1, line 30, (Central Services - Administration - 7001-Personal Services), strike "\$988,400" and substitute "\$984,600."

(Reduces Personal Services by \$800 to match CPI level and by \$5,000 for special pays-FICA which is not applicable for Inspectors' allowance.)

On Exhibit A, page 1, line 36, (Central Services - Purchasing - 7001-Personal Services), strike "\$2,409,900" and substitute "\$2,378,300."

On Exhibit A, page 1, line 42, (Central Services - Facilities Management - 7001-Personal Services), strike "\$6,325,000" and substitute "\$5,937,400."

On Exhibit A, page 1, line 43, (Central Services - Facilities Management - 7200-Contractual Services), strike "\$10,936,400" and substitute "\$10,702,400."

On Exhibit A, page 1, line 48, (Central Services - Real Estate - 7001-Personal Services), strike "\$421,500" and substitute "\$419,800."

(Reduces Personal Services by \$424,700 to match CPI level and to increase turnover to reflect historical turnover. Reduces Contractual Services by \$234,000 based on expenditure history.)

DEFEATED

DEFEATED

AMENDMENTS TO BILL NO. 29-19
(Operating Budget)

June 10, 2019

Introduced by Mr. Volke, Ms. Fiedler, and Ms. Haire

Amendment No. 47

On page 2, line 5, (Chief Administrative Officer), strike "\$16,543,000" and substitute "\$14,182,200."

On Exhibit A, page 1, line 54, (Chief Administrative Office – Management & Control – 7001-Personal Services), strike "\$978,700" and substitute "\$395,900."

On Exhibit A, page 2, line 11, (Chief Administrative Office – Management & Control – 8700-Grants, Contributions & Other), strike "\$100,000" and substitute "\$25,000."

On Exhibit A, page 2, line 15, (Chief Administrative Office – Community Development Svcs Cor – 8700-Grants, Contributions & Other), strike "\$3,000,000" and substitute "\$1,297,000."

(Reduces Personal Services by \$582,800 to match CPI level, eliminates 4 new positions, and reduces contractual pay; Reduces Grants, Contributions & Other by \$75,000; Reduces the grant funds from the County General Fund to the Community Development Fund by \$1,703,000 based on the following: reduces the BNI Maryland, Inc. grant by \$27,000; reduces the Financial Empowerment Counseling Program grant by \$50,000; reduces the Housing Commission of Anne Arundel County Self-Sufficiency grant by \$20,000; eliminates \$100,000 grant for Accessibility for Renters; eliminates \$1,000,000 grant for Rental Housing Production Program; reduces the Tenant Based Rental Assistance Program grant by \$287,500; reduces grant for the TBRA Program Support by \$147,750; and reduces grant for administrative costs by \$70,750.)

AMENDMENTS TO BILL NO. 29-19
(Operating Budget)

June 10, 2019

Introduced by Mr. Volke, Ms. Fiedler, and Ms. Haire

Amendment No. 48

On page 2, line 7, (Circuit Court), strike "\$6,231,900" and substitute "\$6,214,600."

On Exhibit A, page 2, line 20, (Circuit Court – Disposition of Litigation – 7001-Personal Services), strike "\$5,462,400" and substitute "\$5,445,100."

(Reduces Personal Services by \$17,300 to match CPI.)

DEFEATED

DEFEATED

AMENDMENTS TO BILL NO. 29-19
(Operating Budget)

AMENDMENTS TO BILL NO. 29-19
(Operating Budget)

June 10, 2019

June 10, 2019

Introduced by Mr. Volke, Ms. Fiedler, and Ms. Haire

Introduced by Mr. Volke, Ms. Fiedler, and Ms. Haire

Amendment No. 49

Amendment No. 50

On page 2, line 13, (Office of the County Executive), strike "\$5,367,300" and substitute "\$5,193,100."

On page 2, line 15 (Department of Aging), strike "\$8,655,000" and substitute "\$8,538,900."

On Exhibit A, page 2, line 35, (County Executive – County Executive – 7001-Personal Services), strike "\$2,379,000" and substitute "\$2,220,300."

On Exhibit A, page 2, line 47, (Department of Aging – Direction/Administration – 7001-Personal Services), strike "\$1,097,700" and substitute "\$1,089,800."

On Exhibit A, page 2, line 38, (County Executive – County Executive – 8400-Business & Travel), strike "\$28,900" and substitute "\$14,400."

On Exhibit A, page 2, line 54, (Department of Aging – ADA – 7001-Personal Services), strike "\$307,000" and substitute "\$305,000."

On Exhibit A, page 2, line 42, (County Executive – Economic Development Corp – 7001-Personal Services), strike "\$234,900" and substitute "\$233,900."

On Exhibit A, page 3, line 11, (Department of Aging – Senior Centers – 7001-Personal Services), strike "\$1,780,800" and substitute "\$1,724,600."

(Reduces Personal Services by \$159,700 to match CPI level, eliminate 1 new position, and reduce contractual pay to eliminate the internships and part-time census position; and Reduces Business & Travel by \$14,500.)

On Exhibit A, page 3, line 12, (Department of Aging – Senior Centers – 7200-Contractual Services), strike "\$390,100" and substitute "\$365,600."

On Exhibit A, page 3, line 17, (Department of Aging – Long Term Care – 7001-Personal Services), strike "\$1,843,900" and substitute "\$1,831,400."

On Exhibit A, page 3, line 23, (Department of Aging – Aging & Disability Resource Ct – 7001-Personal Services), strike "\$1,692,300" and substitute "\$1,678,700."

(Reduces Personal Services by \$91,600 to match CPI level. Reduces Contractual Services by \$24,500 to provide for the actual rent costs per the rental agreement.)

DEFEATED

DEFEATED

AMENDMENTS TO BILL NO. 29-19
(Operating Budget)

AMENDMENTS TO BILL NO. 29-19
(Operating Budget)

June 10, 2019

June 10, 2019

Introduced by Mr. Volke, Ms. Fiedler, and Ms. Haire

Introduced by Mr. Volke, Ms. Fiedler, and Ms. Haire

Amendment No. 51

Amendment No. 52

On page 2, line 17, (Office of Detention Facilities), strike "\$50,970,900" and substitute "\$50,098,900."

On page 2, line 19, (Ethics Commission), strike "\$245,500" and substitute "\$244,500."

On Exhibit A, page 3, line 30, (Detention Center – Jennifer Road - Pretrial – 7001-Personal Services), strike "\$22,812,900" and substitute "\$22,311,900."

On Exhibit A, page 3, line 54, (Ethics – Ethics Commission – 7001-Personal Services), strike "\$231,900" and substitute "\$230,900."

On Exhibit A, page 3, line 36, (Detention Center – Ordnance Road - Inmates – 7001-Personal Services), strike "\$14,945,200" and substitute "\$14,637,700."

(Reduces Personal Services by \$1,000 to match CPI.)

On Exhibit A, page 3, line 42, (Detention Center – Admin/Support Service – 7001-Personal Services), strike "\$1,693,000" and substitute "\$1,658,600."

On Exhibit A, page 3, line 44, (Detention Center – Admin/Support Service – 8000-Supplies & Materials), strike "\$633,800" and substitute "\$623,800."

On Exhibit A, page 3, line 48, (Detention Center – CHPC – 7001-Personal Services), strike "\$2,057,700" and substitute "\$2,038,600."

(Reduces Personal Services by \$862,000 to match CPI; and Reduces Supplies & Materials by \$10,000 based on expenditure history.)

DEFEATED

DEFEATED

AMENDMENTS TO BILL NO. 29-19
(Operating Budget)

AMENDMENTS TO BILL NO. 29-19
(Operating Budget)

June 10, 2019

June 10, 2019

Introduced by Mr. Volke, Ms. Fiedler, and Ms. Haire

Introduced by Mr. Volke, Ms. Fiedler, and Ms. Haire

Amendment No. 53**Amendment No. 54**On page 2, line 21, (Fire Department), strike "\$122,301,100" and substitute "\$122,129,600."On page 2, line 23, (Department of Health), strike "\$39,867,800" and substitute "\$39,751,900."On Exhibit A, page 4, line 11, (Fire Department – Planning & Logistics – 7001-Personal Services), strike "\$18,865,900" and substitute "\$18,773,800."On Exhibit A, page 4, line 26, (Health Department – Administration & Operations – 7001-Personal Services), strike "\$3,917,900" and substitute "\$3,916,000."On Exhibit A, page 4, line 18, (Fire Department – Operations – 7001-Personal Services), strike "\$84,276,800" and substitute "\$84,265,400."On Exhibit A, page 4, line 27, (Health Department – Administration & Operations – 7200-Contractual Services), strike "\$438,300" and substitute "\$368,300."On Exhibit A, page 4, line 19, (Fire Department – Operations – 7200-Contractual Services), strike "\$699,500" and substitute "\$681,500."On Exhibit A, page 4, line 39, (Health Department – Environmental Health Services – 7001-Personal Services), strike "\$6,592,000" and substitute "\$6,574,300."On Exhibit A, page 4, line 20, (Fire Department – Operations – 8000-Supplies & Materials), strike "\$675,600" and substitute "\$665,600."On Exhibit A, page 4, line 40, (Health Department – Environmental Health Services – 7200-Contractual Services), strike "\$697,600" and substitute "\$690,400."On Exhibit A, page 4, line 23, (Fire Department – Operations – 8700-Grants, Contributions & Other), strike "\$1,607,000" and substitute "\$1,567,000."On Exhibit A, page 4, line 51, (Health Department – Behavioral Health Services – 7001-Personal Services), strike "\$4,012,700" and substitute "\$4,000,200."

(Reduces Personal Services by \$103,500 to match CPI; Reduces Contractual Services by \$18,000 to reflect anticipated insurance costs; Reduces Supplies & Materials by \$10,000 based on expenditure history; and Reduces Grants, Contributions & Other by \$40,000 to reflect the match for planned expenses for the SAFER grant positions.)

On Exhibit A, page 4, line 52, (Health Department – Behavioral Health Services – 7200-Contractual Services), strike "\$3,260,900" and substitute "\$3,256,000."

On Exhibit A, page 5, line 8, (Health Department – Family Health Services – 7001-Personal Services), strike "\$2,304,300" and substitute "\$2,302,600."

(Reduces Personal Services by \$33,800 to match CPI level. Reduces Contractual Services by \$82,100 for non-centrex based on expenditure history and for centrex due to transfer of budget to the Office of Information Technology.)

DEFEATED

DEFEATED

AMENDMENTS TO BILL NO. 29-19
(Operating Budget)

AMENDMENTS TO BILL NO. 29-19
(Operating Budget)

June 10, 2019

June 10, 2019

Introduced by Mr. Volke, Ms. Fiedler, and Ms. Haire

Introduced by Mr. Volke, Ms. Fiedler, and Ms. Haire

Amendment No. 55

Amendment No. 56

On page 2, line 25, (Office Information Technology), strike "\$22,849,700" and substitute "~~\$22,798,200.~~"

On page 2, line 27, (Department of Inspections and Permits), strike "\$13,672,200" and substitute "~~\$13,218,900.~~"

On Exhibit A, page 5, line 16, (Information Technology – Office of Info. Technology – 7001-Personal Services), strike "\$11,478,600" and substitute "~~\$11,437,100.~~"

On Exhibit A, page 5, line 23, (Inspections and Permits – Permits Application – 7001-Personal Services), strike "\$3,123,300" and substitute "~~\$3,047,100.~~"

On Exhibit A, page 5, line 19, (Information Technology – Office of Info. Technology – 8400-Business & Travel), strike "\$89,600" and substitute "~~\$79,600.~~"

On Exhibit A, page 5, line 29, (Inspections and Permits – Inspection Services – 7001-Personal Services), strike "\$9,763,400" and substitute "~~\$9,386,300.~~"

(Reduces Personal Services by \$41,500 to match CPI level; and Reduces Business & Travel for training seminars by \$10,000 based on the expenditure history and planned training.)

(Reduces Personal Services by \$112,700 for elimination of 2 new inspectors and by \$340,600 to match CPI.)

DEFEATED

DEFEATED

AMENDMENTS TO BILL NO. 29-19
(Operating Budget)

AMENDMENTS TO BILL NO. 29-19
(Operating Budget)

June 10, 2019

June 10, 2019

Introduced by Mr. Volke, Ms. Fiedler, and Ms. Haire

Introduced by Mr. Volke, Ms. Fiedler, and Ms. Haire

Amendment No. 57

Amendment No. 58

On page 2, line 29, (Office of Law), strike "\$4,564,700" and substitute "\$4,465,300."

On page 2, line 31, (Legislative Branch), strike "\$4,309,400" and substitute "\$4,255,100."

On Exhibit A, page 5, line 36, (Law Office – Office of Law – 7001-Personal Services), strike "\$4,374,400" and substitute "\$4,275,000."

On Exhibit A, page 5, line 44, (Legislative Branch – County Council – 7001-Personal Services), strike "\$2,096,800" and substitute "\$2,048,400."

(Reduces Personal Services by \$99,400 to match CPI level and to eliminate one new position.)

On Exhibit A, page 5, line 50, (Legislative Branch – County Auditor – 7001-Personal Services), strike "\$1,270,900" and substitute "\$1,265,600."

On Exhibit A, page 6, line 6, (Legislative Branch – Board of Appeals – 7001-Personal Services), strike "\$313,700" and substitute "\$313,100."

(Reduces Personal Services by \$54,300 to match CPI and eliminate paid internship positions.)

DEFEATED

DEFEATED

AMENDMENTS TO BILL NO. 29-19
(Operating Budget)

AMENDMENTS TO BILL NO. 29-19
(Operating Budget)

June 10, 2019

June 10, 2019

Introduced by Mr. Volke, Ms. Fiedler, and Ms. Haire

Introduced by Mr. Volke, Ms. Fiedler, and Ms. Haire

Amendment No. 59

Amendment No. 60

On page 2, line 33, (Office of Emergency Management), strike "\$844,800" and substitute "\$833,700."

On page 2, line 35, (Office of Finance), strike "\$9,286,900" and substitute "\$9,142,200."

On Exhibit A, page 6, line 13, (Office of Emergency Management – Office of Emergency Mgt – 7001-Personal Services), strike "\$516,700" and substitute "\$505,600."

On Exhibit A, page 6, line 20, (Office of Finance – Accounting & Control – 7001-Personal Services), strike "\$3,108,900" and substitute "\$3,077,200."

(Reduces Personal Services by \$11,100 to match CPI level.)

On Exhibit A, page 6, line 26, (Office of Finance – Billings & Customer Svc – 7001-Personal Services), strike "\$4,326,000" and substitute "\$4,213,000."

(Reduces Personal Services by \$144,700 to match CPI.)

ADOPTED

DEFEATED

AMENDMENTS TO BILL NO. 29-19
(Operating Budget)

AMENDMENTS TO BILL NO. 29-19
(Operating Budget)

June 10, 2019

June 10, 2019

Introduced by Ms. Lacey, Ms. Pickard, Ms. Rodvien, and Mr. Pruski

Introduced by Mr. Volke, Ms. Fiedler, and Ms. Haire

Amendment No. 61

Amendment No. 62

On page 2, line 39, (Office of the Budget), strike "\$1,523,900" and substitute "\$1,488,900."

On page 2, line 39, (Office of the Budget), strike "\$1,523,900" and substitute "\$1,518,400."

On Exhibit A, page 7, line 8 (Office of the Budget – Budget & Management Analysis – 7200-Contractual Services), strike "\$125,600" and substitute "\$90,600."

On Exhibit A, page 7, line 7, (Office of the Budget – Budget & Management Analysis – 7001-Personal Services), strike "1,379,700" and substitute "1,374,200."

(Reduces Contractual Services by \$35,000 for management services.)

(Reduces Personal Services by \$5,500 to match CPI level.)

DEFEATED

DEFEATED

AMENDMENTS TO BILL NO. 29-19
(Operating Budget)

AMENDMENTS TO BILL NO. 29-19
(Operating Budget)

June 10, 2019

June 10, 2019

Introduced by Mr. Volke, Ms. Fiedler, and Ms. Haire

Introduced by Mr. Volke, Ms. Fiedler, and Ms. Haire

Amendment No. 63

Amendment No. 64

On page 2, line 41, (Office of the Sheriff), strike "\$11,109,100" and substitute "\$11,001,300."

On page 2, line 43, (Office of the State's Attorney), strike "\$12,623,000" and substitute "\$12,470,700."

On Exhibit A, page 7, line 14, (Office of the Sheriff – Office of the Sheriff – 7001-Personal Services), strike "\$9,876,800" and substitute "\$9,779,000."

On Exhibit A, page 7, line 22, (Office of the State's Attorney – Office of the State's Attorney – 7001-Personal Services), strike "\$12,003,800" and substitute "\$11,851,500."

On Exhibit A, page 7, line 15, (Office of the Sheriff – Office of the Sheriff – 7200-Contractual Services), strike "\$750,500" and substitute "\$740,500."

(Reduces Personal Services by \$152,300 to match CPI and eliminate funding for 2 new positions – one Paralegal and one Victim/Witness Advocate.)

(Reduces Personal Services by \$97,800 to match CPI level; and Reduces Contractual Services by \$10,000 based on expenditure history plus inflation.)

DEFEATED

DEFEATED

AMENDMENTS TO BILL NO. 29-19
(Operating Budget)

AMENDMENTS TO BILL NO. 29-19
(Operating Budget)

June 10, 2019

June 10, 2019

Introduced by Mr. Volke, Ms. Fiedler, and Ms. Haire

Introduced by Mr. Volke, Ms. Fiedler, and Ms. Haire

Amendment No. 65

Amendment No. 66

On page 2, line 45, (Office of Transportation), strike "\$6,164,500" and substitute "\$6,081,600."

On page 2, line 49, (Office of Personnel), strike "\$7,516,900" and substitute "\$7,497,700."

On Exhibit A, page 7, line 30, (Office of Transportation – Office of Transportation – 7001- Personal Services), strike "\$1,259,800" and substitute "\$1,237,400."

On Exhibit A, page 7, line 44, (Personnel Office – Office of Personnel – 7001-Personal Services), strike "\$5,297,000" and substitute "\$5,277,800."

On Exhibit A, page 7, line 31, (Office of Transportation – Office of Transportation – 7200- Contractual Services), strike "\$3,990,400" and substitute "\$3,971,500."

(Reduces Personal Services by \$19,200 to match CPI.)

On Exhibit A, page 7, line 35, (Office of Transportation – Office of Transportation – 8700- Grants, Contributions & Other), strike "\$887,600" and substitute "\$846,000."

(Reduces Personal Services by \$22,400 to match CPI level; Reduces Contractual Services by \$18,900 based on the expenditure history; and Reduces Grants, Contributions & Other by \$41,600 to match grant matching requirement.)

DEFEATED

DEFEATED

AMENDMENTS TO BILL NO. 29-19
(Operating Budget)

June 10, 2019

Introduced by Mr. Volke, Ms. Fiedler, and Ms. Haire

Amendment No. 67

On page 3, line 1, (Office of Planning and Zoning), strike "\$8,051,700" and substitute "\$7,864,700."

On Exhibit A, page 7, line 50, (Planning and Zoning – Administration – 7001-Personal Services), strike "\$2,543,500" and substitute "\$2,479,300."

On Exhibit A, page 7, line 51, (Planning and Zoning – Administration – 7200-Contractual Services), strike "\$199,300" and substitute "\$179,300."

On Exhibit A, page 8, line 7, (Planning and Zoning – Development – 7001-Personal Services), strike "\$2,158,000" and substitute "\$2,125,900."

On Exhibit A, page 8, line 12, (Planning and Zoning – Zoning Division – 7001-Personal Services), strike "\$1,546,400" and substitute "\$1,480,600."

On Exhibit A, page 8, line 16, (Planning and Zoning – Planning Division – 7001-Personal Services), strike "\$1,163,400" and substitute "\$1,158,500."

(Reduces Personal Services by \$50,000 based on historical turnover and by \$117,000 to match CPI; and Reduces Contractual Services by \$20,000 based on expenditure history and planned spending.)

AMENDMENTS TO BILL NO. 29-19
(Operating Budget)

June 10, 2019

Introduced by Mr. Volke, Ms. Fiedler, and Ms. Haire

Amendment No. 68

On page 3, line 3, (Police Department), strike "\$151,187,000" and substitute "\$145,701,200."

On Exhibit A, page 8, line 22, (Police Department – Patrol Services – 7001-Personal Services), strike "\$69,419,900" and substitute "\$69,085,400."

On Exhibit A, page 8, line 23, (Police Department – Patrol Services – 7200-Contractual Services), strike "\$723,500" and substitute "\$713,500."

On Exhibit A, page 8, line 28, (Police Department – Operations & Investigations – 7001-Personal Services), strike "\$25,782,200" and substitute "\$25,631,000."

On Exhibit A, page 8, line 29, (Police Department – Operations & Investigations – 7200-Contractual Services), strike "\$806,400" and substitute "\$791,400."

On Exhibit A, page 8, line 32, (Police Department – Operations & Investigations – 8500-Capital Outlay), strike "\$4,650,000" and substitute "\$150,000."

On Exhibit A, page 8, line 34, (Police Department – Admin Services – 7001-Personal Services), strike "\$31,662,100" and substitute "\$31,187,000."

(Reduces Personal Services by \$960,800 to match CPI; Reduces Contractual Services by \$25,000 based on expenditure history and planned spending; and Reduces Capital Outlay by \$4,500,000 to eliminate the new helicopter.)

DEFEATED

DEFEATED

AMENDMENTS TO BILL NO. 29-19
(Operating Budget)

AMENDMENTS TO BILL NO. 29-19
(Operating Budget)

June 10, 2019

June 10, 2019

Introduced by Mr. Volke, Ms. Fiedler, and Ms. Haire

Introduced by Mr. Volke, Ms. Fiedler, and Ms. Haire

Amendment No. 69

Amendment No. 70

On page 3, line 5, (Department of Public Libraries), strike "\$24,427,500" and substitute "\$24,313,800."

On page 3, line 7, (Department of Public Works), strike "\$34,833,100" and substitute "\$34,272,300."

On page 5, line 20, (Personal Services), strike "\$21,177,000" and substitute "\$21,063,300."

On Exhibit A, page 8, line 43, (Public Works – Director’s Office – 7001-Personal Services), strike "\$612,500" and substitute "\$610,300."

On Exhibit A, page 8, line 40, (Public Libraries), strike "\$24,427,500" and substitute "\$24,313,800."

On Exhibit A, page 8, line 49, (Public Works – Bureau of Engineering – 7001-Personal Services), strike "\$5,681,200" and substitute "\$5,632,200."

(Reduces Personal Services by \$113,700 to match CPI level and to correct an error in the calculation of salaries and wages.)

On Exhibit A, page 8, line 55, (Public Works – Bureau of Highways – 7001-Personal Services), strike "\$14,193,100" and substitute "\$13,683,500."

(Reduces Personal Services by \$513,700 to match CPI and by \$47,100 to decrease the pension transfer based on the actuarial recommendation.)

DEFEATED

DEFEATED

AMENDMENTS TO BILL NO. 29-19
(Operating Budget)

AMENDMENTS TO BILL NO. 29-19
(Operating Budget)

June 10, 2019

June 10, 2019

Introduced by Mr. Volke, Ms. Fiedler, and Ms. Haire

Introduced by Mr. Volke, Ms. Fiedler, and Ms. Haire

Amendment No. 71

Amendment No. 72

On page 3, line 9, (Department of Recreation and Parks), strike "\$28,329,200" and substitute "\$28,119,500."

On page 3, line 11, (Department of Social Services), strike "\$5,778,500" and substitute "\$5,621,000."

On Exhibit A, page 9, line 12, (Recreation and Parks – Director’s Office – 7001-Personal Services), strike "\$2,554,800" and substitute "\$2,491,200."

On Exhibit A, page 9, line 38, (Social Services – Adult Services – 7200-Contractual Services), strike "\$49,500" and substitute "\$40,500."

On Exhibit A, page 9, line 19, (Recreation and Parks – Recreation – 7001-Personal Services), strike "\$5,281,600" and substitute "\$5,191,600."

On Exhibit A, page 9, line 43, (Social Services – Family & Youth Services – 7001-Personal Services), strike "\$2,883,200" and substitute "\$2,734,700."

On Exhibit A, page 9, line 26, (Recreation and Parks – Parks – 7001-Personal Services), strike "\$6,246,700" and substitute "\$6,190,600."

(Reduces Personal Services by \$148,500 for contractual-FICA based on budgeted contractual-pay and to match CPI level; and Reduces Contractual Services by \$9,000 based on expenditure history.)

(Reduces Personal Services by \$209,700 to match CPI and eliminate funding for two new positions - Facility Superintendent and Management Aide.)

DEFEATED

DEFEATED

AMENDMENTS TO BILL NO. 29-19
(Operating Budget)

AMENDMENTS TO BILL NO. 29-19
(Operating Budget)

June 10, 2019

June 10, 2019

Introduced by Mr. Volke, Ms. Fiedler, and Ms. Haire

Introduced by Mr. Volke, Ms. Fiedler, and Ms. Haire

Amendment No. 73

Amendment No. 74

On page 4, line 16, (Garage Working Capital Fund), strike "\$15,790,900" and substitute "\$15,529,500."

On page 4, line 21, (Grants Special Revenue Fund), strike "\$38,304,600" and substitute "\$38,276,600."

On Exhibit B, page 5, line 19, (Garage Working Capital Fund – Central Services – Vehicle Operations – 7001-Personal Services), strike "\$5,271,900" and substitute "\$5,030,500."

On Exhibit C, page 1, line 14, (Circuit Court – Disposition of Litigation – 7001-Personal Services), strike "\$1,215,700" and substitute "\$1,211,700."

On Exhibit B, page 5, line 20, (Garage Working Capital Fund – Central Services – Vehicle Operations – 7200-Contractual Services), strike "\$1,835,300" and substitute "\$1,815,300."

On Exhibit C, page 1, line 29, (Department of Aging – Long Term Care – 7001-Personal Services), strike "\$308,400" and substitute "\$308,000."

(Reduces Personal Services by \$241,400 to match CPI level and historical turnover; and Reduces Contractual Services by \$20,000 based on expenditure history.)

On Exhibit C, page 1, line 34, (Department of Aging – Aging & Disability Resource Ct – 7001-Personal Services), strike "\$771,600" and substitute "\$771,400."

On Exhibit C, page 2, line 34, (Health Department – Behavioral Health Services – 7001-Personal Services), strike "\$4,038,800" and substitute "\$4,034,900."

On Exhibit C, page 3, line 7, (Office of the Sheriff – Office of the Sheriff – 7001-Personal Services), strike "\$563,500" and substitute "\$553,600."

On Exhibit C, page 3, line 14, (Office of the State’s Attorney – Office of the State’s Attorney – 7001-Personal Services), strike "\$460,100" and substitute "\$460,000."

On Exhibit C, page 3, line 21, (Office of Transportation – Office of Transportation – 7001-Personal Services), strike "\$262,500" and substitute "\$253,200."

On Exhibit C, page 3, line 49, (Social Services – Family & Youth Services – 7001-Personal Services), strike "\$242,600" and substitute "\$242,400."

(Reduces Personal Services by \$28,000 to match CPI.)

DEFEATED

DEFEATED

AMENDMENTS TO BILL NO. 29-19
(Operating Budget)

AMENDMENTS TO BILL NO. 29-19
(Operating Budget)

June 10, 2019

June 10, 2019

Introduced by Mr. Volke, Ms. Fiedler, and Ms. Haire

Introduced by Mr. Volke, Ms. Fiedler, and Ms. Haire

Amendment No. 75

Amendment No. 76

On page 6, line 19, (Recreation and Parks Child Care Fund), strike "\$6,755,000" and substitute "\$6,743,500."

On page 6, line 24, (Reforestation Fund), strike "\$3,731,700" and substitute "\$3,728,200."

On Exhibit B, page 1, line 15, (Rec & Parks Child Care Fund – Recreation and Parks – Child Care – 7001-Personal Services), strike "\$4,818,800" and substitute "\$4,807,300."

On Exhibit B, page 6, line 7, (Reforestation Fund – Inspections and Permits – 285-Inspection Services – 7001-Personal Services), strike "\$607,500" and substitute "\$604,000."

(Reduces Personal Services by \$11,500 to match CPI.)

(Reduces Personal Services by \$3,500 to match CPI.)

DEFEATED

DEFEATED

AMENDMENTS TO BILL NO. 29-19
(Operating Budget)

AMENDMENTS TO BILL NO. 29-19
(Operating Budget)

June 10, 2019

June 10, 2019

Introduced by Mr. Volke, Ms. Fiedler, and Ms. Haire

Introduced by Mr. Volke, Ms. Fiedler, and Ms. Haire

Amendment No. 77

Amendment No. 78

On page 7, line 17, (Self-Insurance Fund), strike "\$23,966,900" and substitute "\$23,956,100."

On page 7, line 37, (Waste Collection Fund), strike "\$60,152,000" and substitute "\$59,866,800."

On Exhibit B, page 4, line 52, (Self Insurance Fund – Central Services – Risk Management – 7001-Personal Services), strike "\$1,484,100" and substitute "\$1,473,300."

On Exhibit B, page 4, line 15, (Waste Collection Fund – Public Works – Waste Mgmt. Services – 7001-Personal Services), strike "\$8,235,800" and substitute "\$7,950,600."

(Reduces Personal Services by \$10,800 to match CPI level.)

(Reduces Personal Services by \$269,100 to match CPI and by \$16,100 for pension based on the actuarial recommendations.)

DEFEATED

DEFEATED

AMENDMENTS TO BILL NO. 29-19
(Operating Budget)

June 10, 2019

Introduced by Mr. Volke, Ms. Fiedler, and Ms. Haire

Amendment No. 79

On page 7, line 42, (Water and Wastewater Operating Fund), strike "\$119,103,900" and substitute "\$117,479,200."

On Exhibit B, page 3, line 37, (Water & Wstwr Operating Fund – Public Works – Bureau of Engineering – 7001-Personal Services), strike "\$2,691,300" and substitute "\$2,661,200."

On Exhibit B, page 3, line 43, (Water & Wstwr Operating Fund – Public Works – Water & Wstwr Operations – 7001-Personal Services), strike "\$34,097,700" and substitute "\$32,814,400."

On Exhibit B, page 3, line 44, (Water & Wstwr Operating Fund – Public Works – Water & Wstwr Operations – 7200-Contractual Services), strike "\$32,019,500" and substitute "\$31,765,500."

On Exhibit B, page 3, line 50, (Water & Wstwr Operating Fund – Public Works – Water & Wstwr Finance & Admin – 7001-Personal Services), strike "\$2,236,400" and substitute "\$2,204,100."

On Exhibit B, page 3, line 51, (Water & Wstwr Operating Fund – Public Works – Water & Wstwr Finance & Admin – 7200-Contractual Services), strike "\$4,003,900" and substitute "\$3,978,900."

(Reduces Personal Services by \$1,264,700 to match CPI and by \$81,000 to reduce the pension based on the actuarial recommendation; and Reduces Contractual Services by \$279,000 for management services, other professional services, and facility repair and renovation based on expenditure history and planned spending.)

AMENDMENTS TO BILL NO. 29-19
(Operating Budget)

June 10, 2019

Introduced by Mr. Volke, Ms. Fiedler, and Ms. Haire

Amendment No. 80

On page 8, line 4 (Watershed Protection and Restoration Fund), strike "\$22,361,300" and substitute "\$22,208,000."

On Exhibit B, page 4, line 25, (Watershed Protection & Restor – Inspections and Permits – Inspection Services – 7001-Personal Services), strike "\$1,217,500" and substitute "\$1,194,600."

On Exhibit B, page 4, line 32, (Watershed Protection & Restor – Public Works – Bureau of Engineering – 7001-Personal Services), strike "\$1,440,600" and substitute "\$1,434,300."

On Exhibit B, page 4, line 36, (Watershed Protection & Restor – Public Works – Bureau of Highways – 7001-Personal Services), strike "\$2,334,100" and substitute "\$2,319,500."

On Exhibit B, page 4, line 42, (Watershed Protection & Restor – Public Works – Watershed Protection & Restor – 7001-Personal Services), strike "\$2,421,000" and substitute "\$2,386,500."

On Exhibit B, page 4, line 43, (Watershed Protection & Restor – Public Works – Watershed Protection & Restor – 7200-Contractual Services), strike "\$3,151,900" and substitute "\$3,076,900."

(Reduces Personal Services by \$54,500 to match CPI, by \$12,500 for overtime based on expenditure history and by \$11,300 for pension transfer based on the actuarial recommendation. Reduces Contractual Services by \$75,000 for other professional services by removing a FY19 one-time expense.)

ADOPTED

DEFEATED

AMENDMENTS TO BILL NO. 29-19
(Operating Budget)

June 10, 2019

Introduced by Mr. Pruski, Ms. Lacey, Ms. Pickard, and Ms. Rodvien

Amendment No. 81

On page 1, line 26, (Board of Education), strike \$733,315,800 and substitute "733,315,800."

On page 6, line 38, (School Current Expense Fund) – Administration, strike "\$38,032,600" and substitute "\$38,339,200."

On page 6, line 42, (School Current Expense Fund) – Instructional Salaries and Wages, strike "\$454,890,200" and substitute "\$455,566,500."

On page 6, line 44, (School Current Expense Fund) – Textbook and Classroom Supplies, strike "\$30,283,100" and substitute "\$28,860,600."

On page 6, line 46, (School Current Expense Fund) – Other Instructional Costs, strike "\$20,028,400" and substitute "\$20,031,700."

On page 6, line 48, (School Current Expense Fund) – Pupil Services, strike "\$10,187,200" and substitute "\$10,387,200."

On page 7, line 7, (School Current Expense Fund) – Fixed Charges, strike "\$290,348,200" and substitute "\$290,584,500."

On Exhibit A, page 1, line 13, (Board of Education), strike "733,315,800" and substitute "733,315,800."

(Adds internal audit temp support for \$56,600; Adds school operations consultant for \$250,000; Adds four school counselors for \$408,000; Adds two school psychologists for \$231,200; Adds two pupil personnel workers for \$249,200; Adds three music teachers for \$229,500; and Reduces Textbooks and Source Books by \$1,424,500. This results in a net increase to Administration totaling \$306,600, a net increase to Instructional Salaries and Wages totaling \$676,300, a net decrease in Textbook and Classroom Supplies totaling \$1,422,500, a net increase to Other Instructional Costs of \$3,300; a net increase to Pupil Services of \$200,000, and a net increase in Fixed Charges totaling \$236,300.)

AMENDMENTS TO BILL NO. 29-19
(Operating Budget)

June 10, 2019

Introduced by Ms. Rodvien

Amendment No. 82

On page 1, line 26, (Board of Education), strike \$733,315,800 and substitute "733,355,800."

On page 6, line 38, (School Current Expense Fund) – Administration, strike "\$38,032,600" and substitute "\$38,339,200."

On page 6, line 42, (School Current Expense Fund) – Instructional Salaries and Wages, strike "\$454,890,200" and substitute "\$455,606,500."

On page 6, line 44, (School Current Expense Fund) – Textbook and Classroom Supplies, strike "\$30,283,100" and substitute "\$28,860,600."

On page 6, line 46, (School Current Expense Fund) – Other Instructional Costs, strike "\$20,028,400" and substitute "\$20,031,700."

On page 6, line 48, (School Current Expense Fund) – Pupil Services, strike "\$10,187,200" and substitute "\$10,387,200."

On page 7, line 7, (School Current Expense Fund) – Fixed Charges, strike "\$290,348,200" and substitute "\$290,584,500."

On Exhibit A, page 1, line 13, (Board of Education), strike "733,315,800" and substitute "733,355,800."

(Adds internal audit temp support for \$56,600; Adds school operations consultant for \$250,000; Adds four school counselors for \$408,000; Adds two school psychologists for \$231,200; Adds two pupil personnel workers for \$249,200; Adds three music teachers for \$229,500; Adds Robotics for \$40,000; and Reduces Textbooks and Source Books by \$1,424,500. This results in a net increase to Administration totaling \$306,600, a net increase to Instructional Salaries and Wages totaling \$716,300, a net decrease in Textbook and Classroom Supplies totaling \$1,422,500, a net increase to Other Instructional Costs of \$3,300; a net increase to Pupil Services of \$200,000, and a net increase in Fixed Charges totaling \$236,300.)

DEFEATED

DEFEATED

AMENDMENTS TO BILL NO. 29-19
(Operating Budget)

June 10, 2019

Introduced by Mr. Volke, Ms. Fiedler, and Ms. Haire

Amendment No. 83On page 1, line 26, (Board of Education), strike \$733,315,800 and substitute “\$727,659,300.”On page 6, line 38, (School Current Expense Fund) – Administration, strike “\$38,032,600” and substitute “\$37,923,900.”On page 6, line 40, (School Current Expense Fund) – Mid-Level Administration, strike “\$73,827,600” and substitute “\$73,451,600.”On page 6, line 42, (School Current Expense Fund) – Instructional Salaries and Wages, strike “\$454,890,200” and substitute “\$451,219,400.”On page 6, line 44, (School Current Expense Fund) – Textbook and Classroom Supplies, strike “\$30,283,100” and substitute “\$30,282,500.”On page 6, line 46, (School Current Expense Fund) – Other Instructional Costs, strike “\$20,028,400” and substitute “\$20,027,500.”On page 6, line 48, (School Current Expense Fund) – Pupil Services, strike “\$10,187,200” and substitute “\$10,085,700.”On page 7, line 1, (School Current Expense Fund) – Pupil Transportation, strike “\$64,161,800” and substitute “\$64,139,500.”On page 7, line 3, (School Current Expense Fund) – Operation of Plant, strike “\$77,376,400” and substitute “\$77,236,700.”On page 7, line 5, (School Current Expense Fund) – Maintenance of Plant, strike “\$19,102,100” and substitute “\$19,063,000.”On page 7, line 7, (School Current Expense Fund) – Fixed Charges, strike “\$290,348,200” and substitute “\$289,780,800.”On page 7, line 11, (School Current Expense Fund) – Capital Outlay, strike “\$3,832,000” and substitute “\$3,817,000.”On page 7, line 13, (School Current Expense Fund) – Special Education, strike “\$151,538,100” and substitute “\$150,923,600.”

June 10, 2019

Introduced by Mr. Volke, Ms. Fiedler, and Ms. Haire

Amendment No. 83 (CONTINUED)On Exhibit A, page 1, line 13, (Board of Education), strike “733,315,800” and substitute “727,659,300.”

(This deletes one internship teacher for \$79,200, deletes one 21st Century Programmer for \$119,400, deletes one 21st Century Tech Support Specialist for \$65,300, deletes one Social Studies Resource Teacher for \$76,400, deletes the Extracurricular pay increases for \$2,257,900, and reduces the Compensation Package to match CPI for a reduction of \$3,058,300. This results in a net decrease to Administration totaling \$108,700, a net decrease to Mid-Level Administration totaling \$376,000, a net decrease to Instructional Salaries and Wages totaling \$3,670,800, a net decrease in Textbook and Classroom Supplies totaling \$600, a net decrease to Other Instructional Costs totaling \$900, a net decrease in Pupil Services totaling \$101,500, a net decrease to Pupil Transportation totaling \$22,300, a net decrease to Operation of Plant totaling \$139,700, a net decrease to Maintenance of Plant totaling \$39,100, a net decrease to Fixed Charges totaling \$567,400, a net decrease to Capital Outlay totaling \$15,000, and a net decrease to Special Education totaling \$614,500.)

DEFEATED

DEFEATED

AMENDMENTS TO BILL NO. 29-19
(Capital)

June 10, 2019

Introduced by Mr. Volke, Ms. Fiedler, and Ms. Haire

Amendment No. 84

On page 15, strike line 18, (Add'l Salt Storage Capacity) in its entirety.

(Capital Budget: Deletes \$850,000 of FY20 bonds.)

Amendment No. 85

On page 24, in line 12 after "years" insert "as amended by the following:

Excluding Add'l Salt Storage Capacity in the amount of \$850,000 in the fiscal year ending June 30, 2022. Excluding Add'l Salt Storage Capacity in the amount of \$850,000 in the fiscal year ending June 30, 2024."

(Capital Program: Deletes \$850,000 of FY22 bonds and deletes \$850,000 of FY24 bonds.)

AMENDMENTS TO BILL NO. 29-19
(Capital)

June 10, 2019

Introduced by Mr. Volke, Ms. Fiedler, and Ms. Haire

Amendment No. 86

On page 18, line 15, (Mjr Bridge Rehab (MBR)) strike "\$700,000" and substitute "\$400,000."

(Capital Budget: Reduces FY20 bonds by \$300,000.)

Amendment No. 87

On page 24, in line 12 after "years" insert "as amended by the following:

Excluding Mjr Bridge Rehab (MBR) in the amount of \$300,000 in the fiscal year ending June 30, 2021. Excluding Mjr Bridge Rehab (MBR) in the amount of \$300,000 in the fiscal year ending June 30, 2022. Excluding Mjr Bridge Rehab (MBR) in the amount of \$300,000 in the fiscal year ending June 30, 2023. Excluding Mjr Bridge Rehab (MBR) in the amount of \$300,000 in the fiscal year ending June 30, 2024. Excluding Mjr Bridge Rehab (MBR) in the amount of \$300,000 in the fiscal year ending June 30, 2025."

(Capital Program: Reduces FY21 bonds by \$300,000; reduces FY22 bonds by \$300,000; reduces FY23 bonds by \$300,000; reduces FY24 bonds by \$300,000; and reduces FY25 bonds by \$300,000.)

DEFEATED

DEFEATED

AMENDMENTS TO BILL NO. 29-19
(Capital)

AMENDMENTS TO BILL NO. 29-19
(Capital)

June 10, 2019

June 10, 2019

Introduced by Mr. Volke, Ms. Fiedler, and Ms. Haire

Introduced by Mr. Volke, Ms. Fiedler, and Ms. Haire

Amendment No. 88

Amendment No. 90

On page 18, line 7, (Hwy Sfty Improv (HSI) - Paren), strike "\$650,000" and substitute "\$350,000."

On page 24, in line 12 after "years" insert "as amended by the following:

(Capital Budget: Reduces FY20 bonds by \$300,000.)

Excluding Road Capacity Placeholder in the amount of \$30,000,000 in the fiscal year ending June 30, 2021. Excluding Road Capacity Placeholder in the amount of \$30,000,000 in the fiscal year ending June 30, 2022. Excluding Road Capacity Placeholder in the amount of \$15,000,000 in the fiscal year ending June 30, 2023."

Amendment No. 89

(Capital Program: Deletes \$30,000,000 of FY21 PPI fund bonds; deletes \$30,000,000 of FY22 PPI fund bonds; and deletes \$15,000,000 of FY23 PPI fund bonds.)

On page 24, in line 12 after "years" insert "as amended by the following:

Excluding Hwy Sfty Improv (HSI) - Paren in the amount of \$300,000 in the fiscal year ending June 30, 2021. Excluding Hwy Sfty Improv (HSI) - Paren in the amount of \$300,000 in the fiscal year ending June 30, 2022. Excluding Hwy Sfty Improv (HSI) - Paren in the amount of \$300,000 in the fiscal year ending June 30, 2023. Excluding Hwy Sfty Improv (HSI) - Paren in the amount of \$300,000 in the fiscal year ending June 30, 2024. Excluding Hwy Sfty Improv (HSI) - Paren in the amount of \$300,000 in the fiscal year ending June 30, 2025."

(Capital Program: Reduces FY21 bonds by \$300,000; reduces FY22 bonds by \$300,000; reduces FY23 bonds by \$300,000; reduces FY24 bonds by \$300,000; and reduces FY25 bonds by \$300,000.)

DEFEATED

DEFEATED

AMENDMENTS TO BILL NO. 29-19
(Capital)

AMENDMENTS TO BILL NO. 29-19
(Capital)

June 10, 2019

June 10, 2019

Introduced by Mr. Volke, Ms. Fiedler, and Ms. Haire

Introduced by Mr. Volke, Ms. Fiedler, and Ms. Haire

Amendment No. 91

Amendment No. 92

On page 15, line 28, (County Facilities & Sys Upgrad) strike "\$7,379,000" and substitute "\$5,379,000."

On page 17, line 41, (ADA ROW Compliance) strike "\$1,000,000" and substitute "\$500,000."

(Capital Budget: Deletes \$2,000,000 of FY20 pay-go.)

(Capital Budget: Reduces FY20 bonds by \$500,000.)

Amendment No. 93

On page 24, in line 12 after "years" insert "as amended by the following:

Excluding ADA ROW Compliance in the amount of \$500,000 in the fiscal year ending June 30, 2021. Excluding ADA ROW Compliance in the amount of \$500,000 in the fiscal year ending June 30, 2022. Excluding ADA ROW Compliance in the amount of \$500,000 in the fiscal year ending June 30, 2023. Excluding ADA ROW Compliance in the amount of \$500,000 in the fiscal year ending June 30, 2024. Excluding ADA ROW Compliance in the amount of \$500,000 in the fiscal year ending June 30, 2025."

(Capital Program: Reduces FY21 bonds by \$500,000; reduces FY22 bonds by \$500,000; reduces FY23 bonds by \$500,000; reduces FY24 bonds by \$500,000; and reduces FY25 bonds by \$500,000.)

ADOPTED

DEFEATED

AMENDMENTS TO BILL NO. 29-19
(Capital)

AMENDMENTS TO BILL NO. 29-19
(Capital)

June 10, 2019

June 10, 2019

Introduced by Mr. Pruski

Introduced by Mr. Volke, Ms. Fiedler, and Ms. Haire

Amendment No. 94

Amendment No. 96

On page 20, line 15, (Millersville Park Tennis Ctr) strike "\$7,150,000" and substitute "\$6,530,000."

On page 19, line 15, (Campus Improvements) strike \$2,800,000 and substitute "\$825,000."

(Capital Budget: Reduces FY20 bonds by \$620,000.)

(Capital Budget: Deletes \$1,975,000 of FY20 pay-go.)

Amendment No. 95

On page 24, following line 7, insert the following: "SECTION 44A. And be it further enacted. That funds appropriated in the Capital Budget for Capital Project No. P567100 Millersville Park Tennis Ctr may not be encumbered or expended for the construction of outdoor tennis courts and related amenities until the County agrees to a Memorandum of Understanding (MOU) between the Tennis Alliance, Tennis Advisory Council, and Parks and Recreation. The MOU would define timelines, scope, and financial obligations for the Millersville Park Tennis Center."

(Capital Budget: Adds qualifying language to the Millersville Park Tennis Ctr capital project to prevent spending funds on the construction of outdoor tennis courts and related amenities until a MOU is created to define timelines, scope, and financial obligations for the Millersville Park Tennis Center.)

DEFEATED

DEFEATED

AMENDMENTS TO BILL NO. 29-19
(Capital)

AMENDMENTS TO BILL NO. 29-19
(Capital)

June 10, 2019

June 10, 2019

Introduced by Mr. Volke, Ms. Fiedler, and Ms. Haire

Introduced by Mr. Volke, Ms. Fiedler, and Ms. Haire

Amendment No. 97

Amendment No. 99

On page 17, strike line 43, (Alley Reconstruction) in its entirety.

On page 15, line 48, (Parking Garages Repair/Renov) strike \$702,000 and substitute "\$351,000."

(Capital Budget: Deletes \$500,000 of FY20 bonds.)

(Capital Budget: Reduces FY20 bonds by \$351,000.)

WITHDRAWN

Amendment No. 98

Amendment No. 100

On page 24, in line 12 after "years" insert "as amended by the following:

On page 24, in line 12 after "years" insert "as amended by the following:

Excluding Alley Reconstruction in the amount of \$500,000 in the fiscal year ending June 30, 2021. Excluding Alley Reconstruction in the amount of \$500,000 in the fiscal year ending June 30, 2022. Excluding Alley Reconstruction in the amount of \$500,000 in the fiscal year ending June 30, 2023. Excluding Alley Reconstruction in the amount of \$500,000 in the fiscal year ending June 30, 2024. Excluding Alley Reconstruction in the amount of \$500,000 in the fiscal year ending June 30, 2025."

Including Parking Garages Repair/Renov in the amount of \$351,000 in the fiscal year ending June 30, 2021."

(Capital Program: Deletes \$500,000 of FY21 bonds; deletes \$500,000 of FY22 bonds; deletes \$500,000 of FY23 bonds; deletes \$500,000 of FY24 bonds; and deletes \$500,000 of FY25 bonds.)

(Capital Program: Increases FY21 bonds by \$351,000.)

DEFEATED

DEFEATED

AMENDMENTS TO BILL NO. 29-19
(Capital)

AMENDMENTS TO BILL NO. 29-19
(Capital)

June 10, 2019

June 10, 2019

Introduced by Mr. Volke, Ms. Fiedler, and Ms. Haire

Introduced by Mr. Volke, Ms. Fiedler, and Ms. Haire

Amendment No. 101

Amendment No. 102

On page 20, line 21, (Park Renovation) strike \$3,945,000 and substitute "\$2,945,000."

On page 24, in line 12 after "years" insert "as amended by the following:

(Capital Budget: Reduces FY20 pay-go by \$1,000,000.)

Excluding Police & Fire Placeholder in the amount of \$20,000,000 in the fiscal year ending June 30, 2021. Excluding Police & Fire Placeholder in the amount of \$30,000,000 in the fiscal year ending June 30, 2022."

(Capital Program: Deletes \$20,000,000 of FY21 PPI fund bonds and deletes \$30,000,000 of FY22 PPI fund bonds.)

DEFEATED

AMENDMENTS TO BILL NO. 29-19
(Capital)

June 10, 2019

Introduced by Mr. Volke, Ms. Fiedler, and Ms. Haire

Amendment No. 103

On page 15, line 46, (Maryland Hall) strike \$250,000 and substitute “\$150,000.”

(Capital Budget: Reduces FY20 pay-go by \$100,000.)

DEFEATED

AMENDMENTS TO BILL NO. 29-19
(Capital)

June 10, 2019

Introduced by Mr. Volke, Ms. Fiedler, and Ms. Haire

Amendment No. 104

On page 15, strike line 42, (Gen Co Project Plan) in its entirety.

(Capital Budget: Deletes \$150,000 of FY20 pay-go.)

DEFEATED

DEFEATED

AMENDMENTS TO BILL NO. 29-19
(Capital)

AMENDMENTS TO BILL NO. 29-19
(Capital)

June 10, 2019

June 10, 2019

Introduced by Ms. Haire

Introduced by Mr. Volke

Amendment No. 105

Amendment No. 107

On page 19, line 33, (Beverly Triton Nature Park) strike "\$4,980,000" and substitute "\$3,655,000."

On page 17, in line 43 strike "\$500,000" and substitute "\$250,000".

(Capital Budget: Reduces FY20 bonds by \$1,325,000.)

(Capital Budget: Deletes \$250,000 of FY20 bonds.)

Amendment No. 106

WITHDRAWN

On page 24, in line 12 after "years" insert "as amended by the following:

Amendment No. 108

On page 24, in line 12 after "years" insert "as amended by the following:

Including Beverly Triton Nature Park in the amount of \$1,000,000 in the fiscal year ending June 30, 2021.

Excluding Alley Reconstruction in the amount of \$250,000 in the fiscal year ending June 30, 2021. Excluding Alley Reconstruction in the amount of \$250,000 in the fiscal year ending June 30, 2022. Excluding Alley Reconstruction in the amount of \$250,000 in the fiscal year ending June 30, 2023. Excluding Alley Reconstruction in the amount of \$250,000 in the fiscal year ending June 30, 2024. Excluding Alley Reconstruction in the amount of \$250,000 in the fiscal year ending June 30, 2025."

(Capital Budget: Increases FY21 bonds by \$1,000,000.)

(Capital Program: Deletes \$250,000 of FY21 bonds; deletes \$250,000 of FY22 bonds; deletes \$250,000 of FY23 bonds; deletes \$250,000 of FY24 bonds; and deletes \$250,000 of FY25 bonds.)

ADOPTED

ADOPTED

AMENDMENTS TO BILL NO. 29-19
(Annual Budget and Appropriation Ordinance of Anne Arundel County)

June 10, 2019

Introduced by Mr. Pruski

Amendment No. 109

On page 24 of the proposed bill, in line 20, strike “22” and substitute “21” and strike “37” and substitute “34”.

(This technical amendment corrects two incorrect section references.)

AMENDMENTS TO BILL NO. 29-19
(County Executive’s Supplemental Budget - Operating)

June 14, 2019

Introduced by Mr. Pruski
(by request of the County Executive)

Amendment No. 110

On page 24, line 44, after “Budget” insert “including Office of Administrative Hearings – addition of one (1) Secretary III (as shown on Attachment A)”.

(This amendment recognizes the Personnel Summary Positions in the County Classified Service for the Office of Administrative Hearings. Attachment A will be added before page 102 of the FY2020 Proposed Budget.)

ADOPTED

AMENDMENTS TO BILL NO. 29-19
(County Executive's Supplemental Budget - Operating)

June 14, 2019

Introduced by Mr. Pruski
(by request of the County Executive)

Amendment No. 111

On page 24, line 44, after "Budget" insert "including Office of the Budget – addition of one (1) Management Assistant I and deletion of one (1) Management Aide (as shown on Attachment B)".

(This amendment alters the Personnel Summaries for the Office of the Budget on page 157 of the FY2020 Proposed Budget by eliminating 1 Management Aide and adding 1 Management Assistant I.)

Attachment A

Office of Administrative Hearings **FY2020 Proposed Budget**
General Fund

Personnel Summary - Positions in the County Classified Service

Job Code - Title	Plan Grade	FY2018	FY2019	FY2019	FY2019	FY2020	Variance
		Approved	Request	Approved	Adjusted	Budget	
0210 Secretary III (NR)	NR 9	0	0	0	0	1	1
Fund Summary		0	0	0	0	1	1
Department Summary		0	0	0	0	1	1

ADOPTED

AMENDMENTS TO BILL NO. 29-19
(County Executive's Supplemental Budget - Operating)

June 14, 2019

Introduced by Mr. Pruski
(by request of the County Executive)

Amendment No. 112

On page 2, line 5, (Chief Administrative Officer), strike "\$16,543,000" and substitute "\$16,708,000".

On Exhibit A, page 2, line 6, (Chief Administrative Officer – Management & Control – 7200-Contractual Services), strike "\$3,000" and substitute "\$168,000".

(Increases Contractual Services by \$165,000 for consultant services.)

Attachment B

Office of the Budget
General Fund

FY2020 Proposed Budget

Personnel Summary - Positions in the County Classified Service

Job Code - Title	Plan Grade	FY2018	FY2019	FY2019	FY2019	FY2020	Variance
		Approved	Request	Approved	Adjusted	Budget	
0224 Management Aide	NR 12	1	1	1	1	0	-1
0241 Management Assistant I	NR 15	0	0	0	0	1	1
0246 Senior Budget Mgmt Analyst	NR 21	1	1	1	3	3	0
0247 Assistant Budget Officer	NR 23	2	2	2	2	2	0
0251 Budget Mgmt Analyst II	NR 18	0	0	0	0	1	1
0252 Budget Mgmt Analyst III	NR 20	3	3	3	1	1	0
Fund Summary		7	7	7	7	8	1
Department Summary		7	7	7	7	8	1

ADOPTED

ADOPTED

AMENDMENTS TO BILL NO. 29-19
(County Executive's Supplemental Budget - Operating)

June 14, 2019

Introduced by Mr. Pruski
(by request of the County Executive)

Amendment No. 113

On page 2, line 3, (Office of Central Services), strike "\$23,321,500" and substitute "\$23,061,800".

On Exhibit A, page 1, line 42, (Central Services – Facilities Management – 7001-Personal Services), strike "\$6,325,000" and substitute "\$6,248,000".

On Exhibit A, page 1, line 43, (Central Services – Facilities Management – 7200-Contractual Services), strike "\$10,936,400" and substitute "\$10,703,500".

On Exhibit A, page 1, line 44, (Central Services – Facilities Management – 8000-Supplies & Materials), strike "\$1,133,000" and substitute "\$1,183,200".

(Reduces Personal Services by \$77,000 which is the net effect of a decrease of \$125,000 based on historical turnover, and an increase of \$48,000 in Temporary Pay related to the Beautification program. Reduces Contractual Services by \$232,900 which is the net effect of a decrease of \$234,000 in office refurbishment based on expenditure history plus inflation, and an increase of \$1,100 for non-centrex phones related to the Beautification program. Increases Supplies & Materials by \$50,200 for other supplies & materials associated with the Beautification program.)

AMENDMENTS TO BILL NO. 29-19
(County Executive's Supplemental Budget - Operating)

June 14, 2019

Introduced by Mr. Pruski
(by request of the County Executive)

Amendment No. 114

On page 2, line 21, (Fire Department), strike "\$122,301,100" and substitute "\$122,647,000".

On Exhibit A, page 4, line 18, (Fire Department – Operations – 7001-Personal Services), strike "\$84,276,800" and substitute "\$84,325,600".

On Exhibit A, page 4, line 19, (Fire Department – Operations – 7200-Contractual Services), strike "\$699,500" and substitute "\$681,500".

On Exhibit A, page 4, line 20, (Fire Department – Operations – 8000-Supplies & Materials), strike "\$675,600" and substitute "\$843,400".

On Exhibit A, page 4, line 23, (Fire Department – Operations – 8700-Grants, Contributions & Other), strike "\$1,607,000" and substitute "\$1,754,300".

On page 24, line 44, after "Budget" insert "including Fire Department – addition of fifteen (15) Fire Fighter II, addition of one (1) Management Assistant II and the deletion of one (1) Management Aide (as shown on Attachment C)".

(Increases Personnel Services by \$48,800 to recognize expenses related to 15 SAFER positions; reduces Contractual Services by \$18,000 to reflect anticipated insurance costs; increases Supplies & Materials by a total of \$167,800 to add \$177,800 of expenses related to 15 SAFER positions and decrease \$10,000 based on expenditure history; increases Grants, Contributions & Other by a total of \$147,300 to add \$187,300 of expenses related to 15 SAFER positions and decrease of \$40,000 to reflect the match for planned expenses related to 35 SAFER grant position. This amendment increases the Personnel Summaries for the Fire Department on page 281 of the FY2020 Proposed Budget by adding 15 Fire Fighter II positions, adding one Management Assistant II position and eliminating one Management Aide to the classification.)

ADOPTED

AMENDMENTS TO BILL NO. 29-19
(County Executive's Supplemental Budget - Operating)

June 14, 2019

Introduced by Mr. Pruski
(by request of the County Executive)

Amendment No. 115

On page 2, line 23, (Department of Health), strike "\$39,867,800" and substitute "\$39,808,700".

On Exhibit A, page 4, line 27, (Health Department – Administration & Operations – 7200-Contractual Services), strike "\$438,300" and substitute "\$368,300."

On Exhibit A, page 4, line 40, (Health Department – Environmental Health Services – 7200-Contractual Services), strike "\$697,600" and substitute "\$690,400."

On Exhibit A, page 4, line 52, (Health Department – Behavioral Health Services – 7200-Contractual Services), strike "\$3,260,900" and substitute "\$3,256,000."

On Exhibit A, page 5, line 8, (Health Department – Family Health Services – 7001-Personal Services), strike "\$2,304,300" and substitute "\$2,327,300".

(Reduces Contractual Services by \$82,100 for non-centrex based on expenditure history and for centrex due to the transfer of budget to the Office of Information Technology. Adds appropriation for the REACH Program. Increases Personal Services by \$23,000 for Contractual pay.)

Attachment C

Fire Department
General Fund

FY2020 Proposed Budget

Personnel Summary - Positions in the County Classified Service

Job Code - Title	Plan	Grade	FY2018 Approved	FY2019 Request	FY2019 Approved	FY2019 Adjusted	FY2020 Budget	Variance
0212 Office Support Assistant II	OS	4	2	2	2	2	2	0
0213 Office Support Specialist	OS	6	3	3	3	3	3	0
0223 Secretary III	OS	6	4	4	4	4	4	0
0224 Management Aide	NR	12	3	3	3	3	2	-1
0242 Management Assistant II	NR	17	2	2	2	2	3	1
0245 Senior Management Assistant	NR	19	0	0	0	0	1	1
0265 Program Specialist I	NR	15	2	2	2	2	2	0
0266 Program Specialist II	NR	17	1	1	1	1	1	0
0711 Storekeeper I	LM	4	2	2	2	2	2	0
0712 Storekeeper II	LM	6	1	1	1	1	1	0
1305 Comm Systems Support Specialis	NR	13	1	1	1	1	1	0
1400 Fire Communication Operator	LM	10	23	25	25	25	28	3
1402 Fire Fighter II	F	5	328	340	340	328	376	50
1403 Fire Fighter III	F	2	150	141	141	139	139	0
1404 FF Emergency Med Tech-Intermed	F	3	21	19	19	19	19	0
1405 FF Emergency Medical Tech - PM	F	4	175	184	184	200	200	0
1411 Fire Lieutenant	F	5	135	135	135	135	135	0
1421 Fire Captain	F	6	34	34	34	34	34	0
1431 Fire Battalion Chf	F	7	17	17	17	17	17	0
1441 Fire Division Chief	F	8	7	7	7	7	7	0
1451 Fire Deputy Chief	F	9	2	2	2	2	2	0
1461 Fire Inspector	LM	12	3	3	3	3	3	0
2023 Automotive Mechanic III	LM	11	2	2	2	2	2	0
Fund Summary			918	930	930	930	984	54
Department Summary			918	930	930	930	984	54

ADOPTED

ADOPTED

AMENDMENTS TO BILL NO. 29-19
(County Executive's Supplemental Budget - Operating)

June 14, 2019

Introduced by Mr. Pruski
(by request of the County Executive)

Amendment No. 116

On page 2, line 31, (Legislative Branch), strike "\$4,309,400" and substitute "\$4,486,900".

On Exhibit A, page 5, line 51, (Legislative Branch – County Auditor – 7200-Contractual Services), strike "\$284,200" and substitute "\$461,700".

(This amendment adds appropriation for the cost associated with leasing 60 West St. for the County Auditor. Increases Contractual Services by \$177,500 for Space and Real Estate Rentals.)

AMENDMENTS TO BILL NO. 29-19
(County Executive's Supplemental Budget - Operating)

June 14, 2019

Introduced by Mr. Pruski
(by request of the County Executive)

Amendment No. 117

On page 3, line 1, (Office of Planning and Zoning), strike "\$8,051,700" and substitute "\$8,126,800".

On Exhibit A, page 8, line 7, (Planning and Zoning – Development – 7001-Personal Services), strike "\$2,158,000" and substitute "\$2,238,100".

On Exhibit A, page 8, line 16, (Planning and Zoning – Planning Division – 7001-Personal Services), strike "\$1,163,400" and substitute "\$1,228,400".

On Exhibit A, page 7, line 50, (Planning and Zoning – Administration – 7001-Personal Services), strike "\$2,543,500" and substitute "\$2,517,900".

On Exhibit A, page 7, line 51, (Planning and Zoning – Administration – 7200-Contractual Services), strike "\$199,300" and substitute "\$179,300".

On Exhibit A, page 8, line 12, (Planning and Zoning – Zoning Division – 7001-Personal Services), strike "\$1,546,400" and substitute "\$1,522,000".

On page 24, line 44, after "Budget" insert "including Office of Planning and Zoning– addition of one (1) Senior Planner, addition of one (1) Planner II and deletion of one (1) Planner III (as shown on Attachment D)".

(Increase Personal Services by a net of \$95,100 which is comprised of a decrease of \$50,000 based on historical turnover, an increase of \$80,100 for an additional Planner II position, and an increase of \$65,000 for contractual pay to support projects related to the history and culture of the County in the Planning division. Reduces Contractual Services in Administration by \$20,000 based on expenditure history and planned spending. Additionally this amendment alters the Personnel Summaries for the Office of Planning and Zoning on page 194 of the FY2020 Proposed Budget by eliminating 1 Planner III and adding 1 Senior Planner and 1 Planner II).

ADOPTED

AMENDMENTS TO BILL NO. 29-19
(County Executive's Supplemental Budget - Operating)

June 14, 2019

Introduced by Mr. Pruski
(by request of the County Executive)

Amendment No. 118

On page 24, line 44, after "Budget" insert "including Police Department – addition of two (2) Police Sergeants, addition of (1) Police Lieutenant and deletion of three (3) Police Officers (as shown on Attachment E)".

(This amendment alters the Personnel Summaries for the Police Department on page 274 of the FY2020 Proposed Budget by eliminating 3 Police Officers, adding 2 Police Sergeants and adding 1 Police Lieutenant.)

Attachment D

Office of Planning and Zoning
General Fund

FY2020 Proposed Budget

Personnel Summary - Positions in the County Classified Service

Job Code - Title	Plan Grade	FY2018 Approved	FY2019 Request	FY2019 Approved	FY2019 Adjusted	FY2020 Budget	Variance
0212 Office Support Assistant II	OS 4	3	3	3	3	3	0
0222 Secretary II	OS 4	6	5	5	5	5	0
0223 Secretary III	OS 6	2	2	2	2	2	0
0242 Management Assistant II	NR 17	1	1	1	1	1	0
0264 Program Manager	NR 19	1	1	1	2	2	0
0872 GIS Technician	NR 11	1	1	1	1	1	0
0873 GIS Specialist	NR 15	3	3	3	3	3	0
0901 Planning Technician I	OS 7	1	1	1	1	1	0
0902 Planning Technician II	OS 9	3	3	3	3	3	0
0911 Planner I	NR 15	2	3	3	3	5	2
0912 Planner II	NR 17	14	11	11	11	14	3
0913 Planner III	NR 18	8	7	7	7	7	0
0914 Senior Planner	NR 19	3	4	4	4	6	2
0917 Zoning Inspector	OS 12	6	6	6	6	6	0
0919 Zoning Inspection Supervisor	NR 18	1	1	1	0	0	0
0921 Planning Administrator	NR 21	7	6	6	6	6	0
1181 Assistant Plan & Zoning Officer	NR 22	2	2	2	2	2	0
Fund Summary		64	60	60	60	67	7
Department Summary		64	60	60	60	67	7

Attachment E

Police Department
General Fund

FY2020 Proposed Budget

Personnel Summary - Positions in the County Classified Service

Job Code - Title	Plan	Grade	FY2018 Approved	FY2019 Request	FY2019 Approved	FY2019 Adjusted	FY2020 Budget	Variance
0211 Office Support Assistant I	OS	2	3	3	3	3	3	0
0212 Office Support Assistant II	OS	4	18	18	18	18	18	0
0213 Office Support Specialist	OS	6	11	11	11	11	11	0
0222 Secretary II	OS	4	5	5	5	5	5	0
0223 Secretary III	OS	6	1	1	1	1	1	0
0224 Management Aide	NR	12	2	2	2	2	3	1
0241 Management Assistant I	NR	15	7	7	7	7	7	0
0242 Management Assistant II	NR	17	2	2	2	2	2	0
0245 Senior Management Assistant	NR	19	2	2	2	2	2	0
0246 Senior Budget Mgmt Analyst	NR	21	1	1	1	1	1	0
0255 Public Services Dispatcher	LM	7	2	2	2	2	2	0
0264 Program Manager	NR	19	3	3	3	3	3	0
0265 Program Specialist I	NR	15	1	1	1	1	1	0
0266 Program Specialist II	NR	17	2	2	2	2	2	0
0712 Storekeeper II	LM	6	2	2	2	2	2	0
0716 Warehouse Manager	NR	14	1	1	1	1	1	0
0873 GIS Specialist	NR	15	1	1	1	1	1	0
1003 Animal Control Officer	LM	8	10	10	10	10	10	0
1011 Animal Control Technician	LM	9	3	3	3	3	3	0
1021 Animal Control Supervisor	NR	15	2	2	2	2	2	0
1031 Animal Control Administrator	NR	20	1	1	1	1	1	0
1511 Latent Print Examiner I	NR	14	2	2	2	2	2	0
1512 Latent Print Examiner II	NR	16	2	2	2	2	2	0
1513 Crime Analyst	OS	10	1	1	1	1	1	0
1516 Forensic Chemist II	NR	17	4	5	5	5	6	1
1517 Senior Forensic Chemist	NR	18	3	3	3	3	3	0
1519 Forensic Services Director	NR	20	1	1	1	1	1	0
1520 Firearms Examiner	NR	17	1	1	1	1	1	0
1521 Police Records Manager	NR	19	1	1	1	1	1	0
1525 Crime Scene Technician II	OS	11	12	12	12	12	12	0
1527 Evidence Coordinator	NR	15	1	1	1	1	1	0
1528 Evidence Coordinator Leader	NR	16	1	1	1	1	1	0
1532 Booking Officer	OS	7	24	24	24	24	0	-24
1535 Polygraph Examiner	NR	15	1	1	1	1	1	0

Attachment E

Police Department
General Fund

FY2020 Proposed Budget

Personnel Summary - Positions in the County Classified Service

Job Code - Title	Plan	Grade	FY2018 Approved	FY2019 Request	FY2019 Approved	FY2019 Adjusted	FY2020 Budget	Variance
1536 Photographic Laboratory Techn	NR	12	1	1	1	1	1	0
1537 Sr Photographic Laborat Techn	NR	13	1	1	1	1	1	0
1539 Senior Special Investigator	NR	15	0	1	1	1	1	0
1540 Police Communicat Operator IV	NR	16	4	4	4	4	4	0
1541 Police Communicat Operator I	LM	9	24	24	24	23	23	0
1542 Police Fleet Coordinator	NR	13	1	1	1	1	1	0
1543 Police Communicat Operator II	LM	10	55	55	55	56	56	0
1544 Police Communicat Coordinator	NR	14	1	1	1	1	1	0
1545 Police Communicat Operator III	NR	14	11	11	11	11	11	0
1546 Police Communications Manager	NR	20	1	1	1	1	1	0
1547 Special Investigator	NR	14	0	2	2	2	2	0
1549 Communications System Manager	NR	16	1	1	1	1	1	0
1551 Police Officer	P	1	125	158	158	0	0	0
1551 Police Officer	P	0	0	0	0	156	163	7
1552 Police Officer First Class	P	1A	103	90	90	0	0	0
1552 Police Officer First Class	P	0	0	0	0	99	99	0
1553 Police Corporal	P	1B	394	394	394	387	387	0
1561 Police Sergeant	P	2	74	74	74	74	76	2
1571 Police Lieutenant	P	3	33	33	33	33	34	1
1581 Police Captain	P	4	10	10	10	10	10	0
1585 Police Major	P	5	1	1	1	0	0	0
2111 Custodial Worker	LM	2	6	6	6	6	7	1
2412 Maintenance Worker II	LM	5	6	6	6	6	6	0
Fund Summary			986	1,010	1,010	1,009	998	-11
Department Summary			986	1,010	1,010	1,009	998	-11

ADOPTED

ADOPTED

AMENDMENTS TO BILL NO. 29-19
(County Executive's Supplemental Budget - Operating)

AMENDMENTS TO BILL NO. 29-19
(County Executive's Supplemental Budget - Operating)

June 14, 2019

June 14, 2019

Introduced by Mr. Pruski
(by request of the County Executive)

Introduced by Mr. Pruski
(by request of the County Executive)

Amendment No. 119

Amendment No. 120

On page 3, line 9, (Department of Recreation and Parks), strike "\$28,329,200" and substitute "\$28,371,700".

On page 2, line 41, (Office of the Sheriff), strike "\$11,109,100" and substitute "\$11,169,400".

On Exhibit A, page 9, line 17, (Recreation and Parks - Director's Office – 8700-Grants, Contributions & Other), strike "\$430,500" and substitute "\$473,000".

On Exhibit A, page 7, line 14, (Office of the Sheriff – Office of the Sheriff – 7001-Personal Services), strike "\$9,876,800" and substitute "\$9,934,600".

On Exhibit A, page 7, line 15, (Office of the Sheriff – Office of the Sheriff – 7200-Contractual Services), strike "\$750,500" and substitute "\$740,500."

(Increases the funding for the Wiley H Bates Legacy Center community grant. Increases Grants, Contributions and Other by \$42,500 for grants and contributions.)

On Exhibit A, page 7, line 16, (Office of the Sheriff – Office of the Sheriff – 8000-Supplies & Materials), strike "\$264,100" and substitute "\$270,300".

On Exhibit A, page 7, line 18, (Office of the Sheriff – Office of the Sheriff – 8500-Capital Outlay), strike "\$35,200" and substitute "\$41,500".

On page 24, in line 44, after "Budget" insert "including Office of the Sheriff – addition of one (1) Deputy Sheriff I (as shown on Attachment F)".

(Reduces Contractual Services by \$10,000 based on expenditure history plus inflation; increases Personal Services by \$57,800, increases Supplies & Materials by \$6,200, increases Capital Outlay by \$6,300 to recognize one new Deputy Sheriff I position. This amendment increases the Personnel Summaries for the Office of the Sheriff on page 314 of the FY2020 Proposed Budget by adding one Deputy Sheriff I position.)

WITHDRAWN

AMENDMENTS TO BILL NO. 29-19
(County Executive's Supplemental Budget - Operating)

June 14, 2019

Introduced by Mr. Pruski
(by request of the County Executive)

Amendment No. 121

On page 2, line 45, (Office of Transportation), strike "\$6,164,500" and substitute "\$6,182,400".

On Exhibit A, page 7, line 31, (Office of Transportation – Office of Transportation – 7200-Contractual Services), strike "\$3,990,400" and substitute "\$3,971,500."

On Exhibit A, page 7, line 35, (Office of Transportation – Office of Transportation – 8700-Grants, Contributions & Other), strike "\$887,600" and substitute "\$924,400".

(Reduces Contractual Services by \$18,900 based on the expenditure history; and Reduces Grants, Contributions & Other by \$41,600 to provide for matching grant funds. Increase Grants, Contributions and Other by \$78,400 for the increase in General Fund match related to the MTA Capital Grant Awards.)

Attachment F

**Office of the Sheriff
General Fund**

FY2020 Proposed Budget

Personnel Summary - Positions in the County Classified Service

Job Code - Title	Plan Grade	FY2018 Approved	FY2019 Request	FY2019 Approved	FY2019 Adjusted	FY2020 Budget	Variance
0212 Office Support Assistant II	OS 4	10	10	10	10	10	0
0213 Office Support Specialist	OS 6	3	4	4	4	4	0
0224 Management Aide	NR 12	1	1	1	1	1	0
0231 Administrative Secretary	NR 12	1	1	1	1	1	0
0241 Management Assistant I	NR 15	2	2	2	2	2	0
1593 Sheriff Communication Operator	LM 6	9	9	9	9	9	0
1595 Deputy Sheriff IV	S 4	2	2	2	2	2	0
1596 Law Enforcement Train Coord	NR 14	1	1	1	1	1	0
1597 Deputy Sheriff I	S 1	66	66	66	66	68	2
1598 Deputy Sheriff II	S 2	8	8	8	8	8	0
1599 Deputy Sheriff III	S 3	2	2	2	2	2	0
Fund Summary		105	106	106	106	108	2
Department Summary		105	106	106	106	108	2

ADOPTED

ADOPTED

AMENDMENTS TO BILL NO. 29-19
(County Executive’s Supplemental Budget - Operating)

AMENDMENTS TO BILL NO. 29-19
(County Executive’s Supplemental Budget - Operating)

June 14, 2019

June 14, 2019

Introduced by Mr. Pruski
(by request of the County Executive)

Introduced by Mr. Pruski
(by request of the County Executive)

Amendment No. 122

Amendment No. 123

On page 12, strike line 9, (Spriggs Pond WID), in its entirety.
(Deletes \$6,600 of the appropriation for Spriggs Pond WID.)

On page 5 following line 40, insert the following:

“SECTION 21A. And be it further enacted, That funds in the amount of \$1,345,000 are appropriated for the Odenton Town Center Tax Increment Fund during the fiscal year beginning July 1, 2019, and ending June 30, 2020, for the purposes set forth in Exhibit B, adopted and made part of this Ordinance.”

On Exhibit B, page 3, after line 29, insert

<u>“02810-Odenton Town Center Tax Increment Fund</u>	
<u>Office of Finance Non-Departme</u>	
<u>151-Tax Increment Districts</u>	
8700-Grant, Contribution & Other	\$1,345,000”.

(Increases Grants, Contributions & Other by \$1,345,000 to recognize BRAC funds to be used as pay-as-you-go funding for capital projects.)

ADOPTED

ADOPTED

AMENDMENTS TO BILL NO. 29-19
(County Executive's Supplemental Budget - Operating)

June 14, 2019

Introduced by Mr. Pruski
(by request of the County Executive)

Amendment No. 124

On page 4, line 21, (Grants Special Revenue Fund) strike "\$38,304,600" and substitute "\$42,339,400".

On Exhibit C, Page 1, line 48 (Fire Department – Planning & Logistics – 7001- Personal Services), strike "\$2,082,500" and substitute "\$2,831,500".

On Exhibit C, Page 1, line 50 (Fire Department – Planning & Logistics – 8000- Supplies & Materials), strike "\$445,600" and substitute "\$891,200".

On Exhibit C, Page 2, line 6 (Fire Department – Operations – 8000- Supplies & Materials), strike "\$5,000" and substitute "\$10,000".

On Exhibit C, Page 2, line 17 (Health Department – Disease Prevention & Mgmt – 7001- Personal Services), strike "\$3,371,600" and substitute "\$3,527,600".

On Exhibit C, Page 2, line 18 (Health Department – Disease Prevention & Mgmt – 7200- Contractual Services), strike "\$821,800" and substitute "\$926,100".

On Exhibit C, Page 2, line 19 (Health Department – Disease Prevention & Mgmt – 8000- Supplies & Materials), strike "\$373,600" and substitute "\$406,400".

On Exhibit C, Page 2, line 20 (Health Department – Disease Prevention & Mgmt – 8400- Business & Travel), strike "\$64,300" and substitute "\$67,700".

On Exhibit C, Page 2, line 21 (Health Department – Disease Prevention & Mgmt – 8500- Capital Outlay), strike "\$10,500" and substitute "\$11,100".

On Exhibit C, Page 2, line 35 (Health Department – Behavioral Health Services – 7200- Contractual Services), strike "\$2,741,700" and substitute "4,470,300".

On Exhibit C, Page 2, line 52 (Office of Emergency Management – Office of Emergency Mgt – 8400- Business & Travel), strike "\$84,100" and substitute "\$98,100".

On Exhibit C, Page 3, line 9 (Office of the Sheriff – Office of the Sheriff – 8000- Supplies & Materials), strike "\$1,800" and substitute "\$13,800".

AMENDMENTS TO BILL NO. 29-19
(County Executive's Supplemental Budget - Operating)

June 14, 2019

Introduced by Mr. Pruski, Chairman
(by request of the County Executive)

Amendment No. 124 (CONTINUED)

On Exhibit C, Page 3, line 22 (Office of Transportation – Office of Transportation – 7200- Contractual Services), strike "\$2,683,200" and substitute "\$3,466,700".

(Increases the appropriation in the Grants Special Revenue Fund by \$4,034,800 for additional grants and correction to grants in the Fire Department, the Health Department, the Office of Emergency Management, the Office of the Sheriff and the Office of Transportation.)

ADOPTED

ADOPTED

AMENDMENTS TO BILL NO. 29-19
(County Executive's Supplemental Budget - Operating)

June 14, 2019

Introduced by Mr. Pruski, Chairman
(by request of the County Executive)

Amendment No 125

On page 5, line 1, (Impact Fee Special Revenue Fund), strike "\$83,196,700" and substitute "\$63,581,600."

On Exhibit D, page 1, line 9, (Office of Finance Non-Departme – Impact Fees-Schools, Dist1 – 8761-Pay-as-you-Go), strike "\$21,529,500" and substitute "\$11,100,000."

On Exhibit D, page 1, line 12, (Office of Finance Non-Departme – Impact Fees-Schools, Dist2 – 8761-Pay-as-you-Go), strike "\$536,100" and substitute "\$2,350,000."

On Exhibit D, page 1, line 15, (Office of Finance Non-Departme – Impact Fees-Schools, Dist3 – 8761-Pay-as-you-Go), strike "\$926,900" and substitute "\$607,700."

On Exhibit D, page 1, strike line 18, (Office of Finance Non-Departme – Impact Fees-Schools, Dist4 – 8761-Pay-as-you-Go), in its entirety.

On Exhibit D, page 1, line 21, (Office of Finance Non-Departme – Impact Fees-Schools, Dist5 – 8761-Pay-as-you-Go), strike "\$1,700,000" and substitute "\$900,000."

On Exhibit D, page 1, line 24, (Office of Finance Non-Departme – Impact Fees-Schools, Dist6 – 8761-Pay-as-you-Go), strike "\$3,600,000" and substitute "\$1,300,000."

On Exhibit D, page 1, line 27, (Office of Finance Non-Departme – Impact Fees-Schools, Dist7 – 8761-Pay-as-you-Go), strike "\$500,000" and substitute "\$250,000."

On Exhibit D, page 1, line 30, (Office of Finance Non-Departme – Impact Fees-Highway, Dist1 – 8761-Pay-as-you-Go), strike "\$9,763,900" and substitute "\$8,059,100."

On Exhibit D, page 1, line 33, (Office of Finance Non-Departme – Impact Fees-Highway, Dist2 – 8761-Pay-as-you-Go), strike "\$6,035,600" and substitute "\$1,787,900."

On Exhibit D, page 1, line 39, (Office of Finance Non-Departme – Impact Fees-Highway, Dist4 – 8761-Pay-as-you-Go), strike "\$20,740,600" and substitute "\$21,171,100."

On Exhibit D, page 1, line 42, (Office of Finance Non-Departme – Impact Fees-Highway, Dist5 – 8761-Pay-as-you-Go), strike "\$576,300" and substitute "\$544,600."

AMENDMENTS TO BILL NO. 29-19
(County Executive's Supplemental Budget - Operating)

June 14, 2019

Introduced by Mr. Pruski, Chairman
(by request of the County Executive)

Amendment No. 125 (CONTINUED)

On Exhibit D, page 1, line 48, (Office of Finance Non-Departme – Impact Fees Public Safety – 8761-Pay-as-you-Go), strike "\$2,064,500" and substitute "\$637,900."

(Reduces the amounts appropriated by \$19,615,100 from the Impact Fee Fund to correspond with the impact fee amounts shown as revenue in the Capital Project Fund.)

ADOPTED

ADOPTED

AMENDMENTS TO BILL NO. 29-19
(County Executive’s Supplemental Budget - Capital)

AMENDMENTS TO BILL NO. 29-19
(County Executive’s Supplemental Budget - Capital)

June 14, 2019

June 14, 2019

Introduced by Mr. Pruski
(by request of the County Executive)

Introduced by Mr. Pruski
(by request of the County Executive)

Amendment No. 126

Amendment No. 128

On page 15, line 34 (Failed Sewage&Private Well Fnd) strike “\$80,000”, substitute “\$90,000”.

On page 16, following line 3, insert the following:

(Capital Budget – Increase FY20 General Fund PayGo by \$10,000 based on historical experience of waiting lists.)

“YWCA Domestic Violence Project _____ \$100,000”

(Capital Budget – Increase FY20 General Fund PayGo by \$100,000 to complete the County’s contribution this overall project.)

Amendment No. 127

WITHDRAWN

On page 24, line 12 after “years” insert “as amended by the following:

Including Failed Sewage&Private Well Fnd in the amount of \$90,000 in the fiscal year ending June 30, 2021, \$90,000 in the fiscal year ending June 30, 2022, \$90,000 in the fiscal year ending June 30, 2023, \$90,000 in the fiscal year ending June 30, 2024, and \$90,000 in the fiscal year ending June 30, 2025.”

(Capital Program – Increase General Fund PayGo annual allocation by \$10,000 per year based on historical experience of waiting lists.)

ADOPTED

ADOPTED

AMENDMENTS TO BILL NO. 29-19
(County Executive’s Supplemental Budget - Capital)

AMENDMENTS TO BILL NO. 29-19
(County Executive’s Supplemental Budget - Capital)

June 14, 2019

June 14, 2019

Introduced by Mr. Pruski
(by request of the County Executive)

Introduced by Mr. Pruski
(by request of the County Executive)

Amendment No. 129

Amendment No. 130

On page 15, following line 24, insert the following:

On page 24, line 12 after “years” insert “as amended by the following:

“Chesapk Cntr for Creative Arts _____ \$200,000”

Including Arundel HS Turf Field (as shown in Attachment X1) in the amount of \$1,500,000 in the fiscal year ending June 30, 2021.”

(Capital Budget – Increase FY20 General Fund PayGo by \$200,000 to complete the third year of the County’s three-year funding commitment.)

(Capital Program – Adds new “placeholder” project in General County project class in anticipation that the Board of Education will formally request funding as part of their “Athletic Stadium Improvements” project in their FY21 capital budget request. Increases General County Bonds by \$1,000,000, and Other State Grants by \$500,000 in FY21.)

Attachment X1

Anne Arundel County, Maryland **Capital Budget and Program**

C579600 Arundel HS Turf Field Class: General County FY2020 County Executive Amended

Description

This project provides the County's contribution toward an additional turf field, including lights, at Arundel HS. The total cost of this project is estimated by AACPS to be \$1.5 million. This funding is expected to be requested by the Board of Education as part of their FY21 capital budget request under project E549300 - Athletic Stadium Improvements.



Benefit

Amendment History

Prior Year Project Total	Phase	Project Total	Prior Approval	Budget FY2020	Capital Program (\$000)					Beyond 6 Years
					FY2021	FY2022	FY2023	FY2024	FY2025	
\$0	Other	\$1,500,000	\$0	\$0	\$1,500	\$0	\$0	\$0	\$0	\$0
	Total	\$1,500,000	\$0	\$0	\$1,500	\$0	\$0	\$0	\$0	\$0
	More (Less) Than Prior Year Program:	\$1,500,000	\$0	\$0	\$1,500	\$0	\$0	\$0	\$0	\$0

Attachment X1

Anne Arundel County, Maryland **Capital Budget and Program**

C579600 Arundel HS Turf Field Class: General County FY2020 County Executive Amended

Project Status

1. Current Status Of This Project: New Project
2. Action Taken in Current FY: New Project
3. Action Required To Complete This Project: New Project

Change from Prior Year

1. Change in Name or Description: New Project
2. Change in Total Project Cost: New Project
3. Change in Scope: New Project
4. Change in Timing: New Project

Estimated Operating Budget Impact: Indeterminate

Initial Total Project Cost Estimate

FY 0	\$0
April 1, 2018	\$0
April 1, 2019	\$0

Financial Activity

Prior Year Project Total	Funding	Project Total	Prior Approval	Budget FY2020	Capital Program (\$000)					Beyond 6 Years
					FY2021	FY2022	FY2023	FY2024	FY2025	
	General County Bonds	\$1,000,000	\$0	\$0	\$1,000	\$0	\$0	\$0	\$0	\$0
	Other State Grants	\$500,000	\$0	\$0	\$500	\$0	\$0	\$0	\$0	\$0
	Total	\$1,500,000	\$0	\$0	\$1,500	\$0	\$0	\$0	\$0	\$0
	More (Less) Than Prior Year Program:	\$1,500,000	\$0	\$0	\$1,500	\$0	\$0	\$0	\$0	\$0

ADOPTED

ADOPTED

AMENDMENTS TO BILL NO. 29-19
(County Executive’s Supplemental Budget - Capital)

AMENDMENTS TO BILL NO. 29-19
(County Executive’s Supplemental Budget - Capital)

June 14, 2019

June 14, 2019

Introduced by Mr. Pruski
(by request of the County Executive)

Introduced by Mr. Pruski
(by request of the County Executive)

Amendment No. 131

Amendment No. 133

On page 17, line 31 (Public Safety Radio Sys Upg) strike “\$5,500,000”, substitute “\$1,000,000”.

On page 20, line 1 (Facility Lighting) strike “\$780,000”, substitute “\$1,245,000”.

(Capital Budget – Decrease FY20 General County Bonds by \$4,500,000 to better match implementation schedule.)

(Capital Budget – Increase FY20 General County Bonds by \$365,000 and increase FY20 Other State Grants by \$100,000 to accelerate funding of Maryland City Park field lighting from FY21 to FY20.)

Amendment No. 132

Amendment No. 134

On page 24, line 12 after “years” insert “as amended by the following”:

On page 24, line 12 after “years” insert “as amended by the following”:

Excluding Public Safety Radio Sys Upg in the amount of \$13,550,000 in the fiscal year ending June 30, 2021.”

Excluding Facility Lighting in the amount of \$780,000 in the fiscal year ending June 30, 2021.”

Including Public Safety Radio Sys Upg in the amount of \$18,050,000 in the fiscal year ending June 30, 2021.”

Including Facility Lighting in the amount of \$415,000 in the fiscal year ending June 30, 2021.”

(Capital Program – Increase FY21 General County Bonds by \$4,500,000 to better match implementation schedule.)

(Capital Program – Decrease FY21 General County Bonds by \$365,000 to accelerate funding of Maryland City Park field lighting from FY21 to FY20.)

ADOPTED

ADOPTED

AMENDMENTS TO BILL NO. 29-19
(County Executive's Supplemental Budget - Capital)

AMENDMENTS TO BILL NO. 29-19
(County Executive's Supplemental Budget - Capital)

June 14, 2019

June 14, 2019

Introduced by Mr. Pruski
(by request of the County Executive)

Introduced by Mr. Pruski
(by request of the County Executive)

Amendment No. 135

Amendment No. 136

On page 19, line 45 (Eisenhower Golf Course) strike "\$755,000", substitute "\$755,000".

On page 20, line 19 (Odenton Park Improvements) strike "\$3,596,000", substitute "\$4,296,000".

(Capital Budget – Switch funding sources; reduce FY20 POS - Development by \$600,000, increase FY20 General County Bonds by \$600,000.)

(Capital Budget – Increase FY20 General County Bonds by \$700,000 to provide for the conversion of four fields to sod with irrigation to allow for earlier seasonal use, and the construction of a pavilion.)

ADOPTED

AMENDMENTS TO BILL NO. 29-19
(County Executive's Supplemental Budget - Capital)

June 14, 2019

Introduced by Mr. Pruski
(by request of the County Executive)

Amendment No. 137

On page 24, line 12 after "years" insert "as amended by the following:

Including Quiet Waters Retreat (as shown in Attachment X2) in the amount of \$0 in the fiscal years ending June 30, 2021."

(Capital Program – Adds new project in Recreation and Parks project class for the acquisition of an approximately 19 acre parcel of property known as the "Quiet Waters Retreat" located on the South River and adjacent to the County's Quiet Waters. This includes a switch of funding sources in FY21; reduce General Fund PayGo by \$125,000, increase POS – Acquisition by \$125,000.)

Amendment No. 138

On page 20, following line 21, insert the following:

"Quiet Waters Retreat \$8,175,000"

(Capital Budget – Increase FY20 funding sources as follows: General County Bonds by \$350,000, General Fund PayGo by \$125,000, Other Fed Grants by \$1,000,000, POS – Acquisition by \$2,700,000, Other State Grants by \$2,000,000, and Miscellaneous by \$2,000,000 for the acquisition of an approximately 19 acre parcel of property known as the "Quiet Waters Retreat" located on the South River and adjacent to the County's Quiet Waters.)

Attachment X2

Anne Arundel County, Maryland Capital Budget and Program

P579800 Quiet Waters Retreat Class: Recreation & Parks FY2020 County Executive Amended

Description

This project is for the acquisition of an approximately 19 acre parcel of property known as the "Quiet Waters Retreat" located on the South River and adjacent to the County's Quiet Waters Park.

This acquisition will be supported by a variety of different funding sources, and will ultimately have a net impact of zero on general fund bonds and paygo (with the exception of administrative overhead costs).
 > "Miscellaneous" represents private donations raised by the Chesapeake Conservancy.
 > "State Grants" represent State of Maryland Program Open Space (POS) funds
 - This is distinct from the County's POS allocation
 > "Fed Grants" represent the Navy's commitment toward making a REPI contribution
 - REPI: Readiness and Environmental Protection Integration Program



Benefit

Preservation of property to prevent residential development and facilitate conservation activities.

Amendment History

Prior Year Project Total	Phase	Project Total	Prior Approval	Budget FY2020	Capital Program (\$000)					Beyond 6 Years
					FY2021	FY2022	FY2023	FY2024	FY2025	
	Land	\$7,825,000	\$0	\$7,825,000	\$0	\$0	\$0	\$0	\$0	\$0
	Overhead	\$350,000	\$0	\$350,000	\$0	\$0	\$0	\$0	\$0	\$0
\$0	Total	\$8,175,000	\$0	\$8,175,000	\$0	\$0	\$0	\$0	\$0	\$0
	More (Less) Than Prior Year Program:	\$8,175,000	\$0	\$8,175,000	\$0	\$0	\$0	\$0	\$0	\$0

ADOPTED

AMENDMENTS TO BILL NO. 29-19
(County Executive's Supplemental Budget - Capital)

June 14, 2019

Introduced by Mr. Pruski
(by request of the County Executive)

Amendment No. 139

On page 24, line 12 after "years" insert "as amended by the following:

Including West County Swim Center (as shown in Attachment X3)."

(Capital Program – Adds new project in Recreation and Parks project class to develop schematic plans and cost estimates, and to gather public input on the proposed facility.)

Amendment No. 140

On page 20, following line 33, insert the following:

"West County Swim Center _____ \$300,000"

(Capital Budget – Increase FY20 General County Bonds by \$300,000 to develop schematic plans and cost estimates, and to gather public input on the proposed facility.)

Attachment X2

Anne Arundel County, Maryland Capital Budget and Program

P579800 Quiet Waters Retreat Class: Recreation & Parks FY2020 County Executive Amended

Project Status	Change from Prior Year
1. Current Status Of This Project: New	1. Change in Name or Description: New Project
2. Action Taken In Current Fiscal Year: New	2. Change in Total Project Cost: New Project
3. Action Required To Complete This Project: New	3. Change in Scope: New Project
	4. Change in Timing: New Project

Estimated Operating Budget Impact: Indeterminate

<u>Initial Total Project Cost Estimate</u>		<u>Financial Activity</u>								
FY 0		April 1, 2018		April 1, 2019		Total				
\$0		\$0		\$0		\$0				
Prior Year	Funding	Project Total	Prior Approval	Budget FY2020	Capital Program (\$000)					Beyond 6 Years
Project Total					FY2021	FY2022	FY2023	FY2024	FY2025	
	General County Bonds	\$350,000	\$0	\$350,000	\$0	\$0	\$0	\$0	\$0	\$0
	General Fund PayGo	\$0	\$0	\$125,000	(\$125)	\$0	\$0	\$0	\$0	\$0
	Other Fed Grants	\$1,000,000	\$0	\$1,000,000	\$0	\$0	\$0	\$0	\$0	\$0
	POS - Acquisition	\$2,825,000	\$0	\$2,700,000	\$125	\$0	\$0	\$0	\$0	\$0
	Other State Grants	\$2,000,000	\$0	\$2,000,000	\$0	\$0	\$0	\$0	\$0	\$0
	Miscellaneous	\$2,000,000	\$0	\$2,000,000	\$0	\$0	\$0	\$0	\$0	\$0
\$0	Total	\$8,175,000	\$0	\$8,175,000	\$0	\$0	\$0	\$0	\$0	\$0
	More (Less) Than Prior Year Program:	\$8,175,000	\$0	\$8,175,000	\$0	\$0	\$0	\$0	\$0	\$0

Attachment X3

Anne Arundel County, Maryland Capital Budget and Program

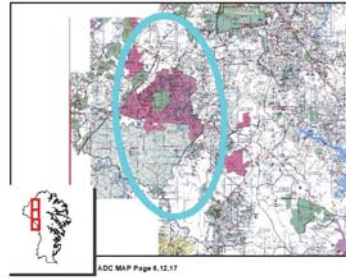
P579900 West County Swim Center Class: Recreation & Parks FY2020 County Executive Amended

Description

This project is to design and construct an aquatic center for the West Planning Area for recreational and competitive swimming. The site for this facility is currently being determined through a preliminary planning study being performed within Capital Project P452500 - R & P Project Planning.

Funding provided in this project for FY20 will be used to develop schematic plans and cost estimates, and to gather public input on the proposed facility.

Future phases of design and construction, and corresponding budget requests will be based on the results of the schematic planning phase.



Benefit

Amendment History

Prior Year Project Total	Phase	Project Total	Prior Approval	Budget FY2020	Capital Program (\$000)					Beyond 6 Years
					FY2021	FY2022	FY2023	FY2024	FY2025	
	Plans and Engineering	\$286,000	\$0	\$286,000	\$0	\$0	\$0	\$0	\$0	\$0
	Overhead	\$14,000	\$0	\$14,000	\$0	\$0	\$0	\$0	\$0	\$0
\$0	Total	\$300,000	\$0	\$300,000	\$0	\$0	\$0	\$0	\$0	\$0
	More (Less) Than Prior Year Program:	\$300,000	\$0	\$300,000	\$0	\$0	\$0	\$0	\$0	\$0

Attachment X3

Anne Arundel County, Maryland Capital Budget and Program

P579900 West County Swim Center Class: Recreation & Parks FY2020 County Executive Amended

Project Status

1. Current Status Of This Project: New
2. Action Taken In Current Fiscal Year: New
3. Action Required To Complete This Project: New

Change from Prior Year

1. Change in Name or Description: New Project
2. Change in Total Project Cost: New Project
3. Change in Scope: New Project
4. Change in Timing: New Project

Estimated Operating Budget Impact: Indeterminate

Initial Total Project Cost Estimate

FY 0	\$0
April 1, 2018	\$0
April 1, 2019	\$0

Financial Activity

Expended	Encumbered	Total
April 1, 2018	\$0	\$0
April 1, 2019	\$0	\$0

Prior Year Project Total	Funding	Project Total	Prior Approval	Budget FY2020	Capital Program (\$000)					Beyond 6 Years
					FY2021	FY2022	FY2023	FY2024	FY2025	
	General County Bonds	\$300,000	\$0	\$300,000	\$0	\$0	\$0	\$0	\$0	\$0
\$0	Total	\$300,000	\$0	\$300,000	\$0	\$0	\$0	\$0	\$0	\$0
	More (Less) Than Prior Year Program:	\$300,000	\$0	\$300,000	\$0	\$0	\$0	\$0	\$0	\$0

ADOPTED

ADOPTED

AMENDMENTS TO BILL NO. 29-19
(County Executive’s Supplemental Budget - Capital)

AMENDMENTS TO BILL NO. 29-19
(County Executive’s Supplemental Budget - Capital)

June 14, 2019

June 14, 2019

Introduced by Mr. Pruski
(by request of the County Executive)

Introduced by Mr. Pruski
(by request of the County Executive)

Amendment No. 141

Amendment No. 142

On page 18, line 1 (Brock Bridge/MD 198) strike “\$1,060,000”, substitute “\$1,060,000”.

On page 24, line 12 after “years” insert “as amended by the following:”

(Capital Budget – Switch funding sources; reduce FY20 General County Bonds by \$1,060,000, increase FY20 Hwy Impact Fees Dist 4 by \$1,060,000.)

Including MD Rte 175 Sidewalks (as shown in Attachment X4).”

(Capital Program – Adds new project in the Roads and Bridges project class to fund a County contribution to the State project to design, acquire rights of way, and construct a sidewalk along the south side of MD Rte 175 from the Sappington Station Roundabout to MD Rte 170.)

Amendment No. 143

On page 18, following line 11, insert the following:

“MD Rte 175 Sidewalks _____ \$1,345,000”

(Capital Budget – Increase FY20 Miscellaneous by \$1,345,000 to fund a County contribution to the State project to design, acquire rights of way, and construct a sidewalk along the south side of MD Rte 175 from the Sappington Station Roundabout to MD Rte 170.)

Attachment X4

Anne Arundel County, Maryland Capital Budget and Program

H580000 MD Rte 175 Sidewalks Class: Roads & Bridges FY2020 County Executive Amended

Description

This project funds a County contribution to the State project to design, acquire rights of way, and construct a sidewalk along the south side of MD Rte 175 from the Sappington Station Roundabout to MD Rte 170. This project also includes funding for the \$245,000 of preliminary planning costs initially funded in the Ped Improvement - SHA project (H563700).

Given the location and nature of this public improvement, available funds from the BRAC Revitalization and Incentive Zone will be the source of funding for this project.



Benefit

Amendment History

Prior Year Project Total	Phase	Project Total	Prior Approval	Budget FY2020	Capital Program (\$000)					Beyond 6 Years
					FY2021	FY2022	FY2023	FY2024	FY2025	
\$0	Other	\$1,345,000	\$0	\$1,345,000	\$0	\$0	\$0	\$0	\$0	\$0
	Total	\$1,345,000	\$0	\$1,345,000	\$0	\$0	\$0	\$0	\$0	\$0
	More (Less) Than Prior Year Program:	\$1,345,000	\$0	\$1,345,000	\$0	\$0	\$0	\$0	\$0	\$0

Page 1a

Attachment X4

Anne Arundel County, Maryland Capital Budget and Program

H580000 MD Rte 175 Sidewalks Class: Roads & Bridges FY2020 County Executive Amended

Project Status

1. Current Status Of This Project: New
2. Action Taken In Current Fiscal Year: New
3. Action Required To Complete This Project: New

Change from Prior Year

1. Change in Name or Description: New Project
2. Change in Total Project Cost: New Project
3. Change in Scope: New Project
4. Change in Timing: New Project

Estimated Operating Budget Impact: Indeterminate

Initial Total Project Cost Estimate		Financial Activity				
FY 0	\$0	Expended	Encumbered	Total		
		April 1, 2018	\$0	\$0	\$0	
		April 1, 2019	\$0	\$0	\$0	
Prior Year Project Total	Funding	Project Total	Prior Approval	Budget FY2020	Capital Program (\$000)	Beyond 6 Years
	Miscellaneous	\$1,345,000	\$0	\$1,345,000	FY2021	FY2025
\$0	Total	\$1,345,000	\$0	\$1,345,000	\$0	\$0
	More (Less) Than Prior Year Program:	\$1,345,000	\$0	\$1,345,000	\$0	\$0

Page 1b

ADOPTED

ADOPTED

AMENDMENTS TO BILL NO. 29-19
(County Executive’s Supplemental Budget - Capital)

AMENDMENTS TO BILL NO. 29-19
(County Executive’s Supplemental Budget - Capital)

June 14, 2019

June 14, 2019

Introduced by Mr. Pruski
(by request of the County Executive)

Introduced by Mr. Pruski
(by request of the County Executive)

Amendment No. 144

Amendment No. 145

On page 18, line 23 (Ped Improvement - SHA) strike “\$250,000”, substitute “\$5,000”.

On page 24, line 12 after “years” insert “as amended by the following:”

(Capital Budget – Decrease FY20 General County Bonds by \$245,000 due to the addition of appropriation authority to the new MD Rte 175 Sidewalks project and expected transfer of preliminary planning costs from this project to that new project.)

Including Odenton Area Sidewalks (as shown in Attachment X5).”

(Capital Program – Adds new project in the Roads and Bridges project class to fund the construction of sidewalks on one side of Hammond Lane, Monie Road and Higgins Drive to get students from the community to Arundel Middle School.)

Amendment No. 146

On page 18, following line 19, insert the following:

“Odenton Area Sidewalks _____ \$1,873,000”

(Capital Budget – Increase FY20 General County Bonds by \$1,873,000 to fund the construction of sidewalks on one side of Hammond Lane, Monie Road and Higgins Drive to get students from the community to Arundel Middle School.)

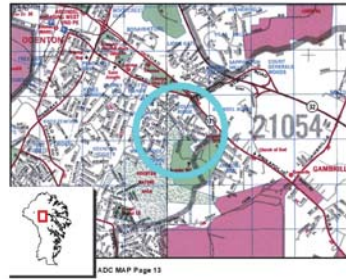
Attachement XS

Anne Arundel County, Maryland Capital Budget and Program

H579700 Odenton Area Sidewalks Class: Roads & Bridges FY2020 County Executive Amended

Description

This project will design, acquire rights of way, and construct sidewalk on one side of Hammond Lane, Monie Road and Higgins Drive to provide a safe way for students from the community to get to Arundel Middle School.



Benefit

Improved pedestrian safety.

Amendment History

Prior Year Project Total	Phase	Project Total	Prior Approval	Budget FY2020	Capital Program (\$000)					Beyond 6 Years
					FY2021	FY2022	FY2023	FY2024	FY2025	
	Plans and Engineering	\$322,000	\$0	\$322,000	\$0	\$0	\$0	\$0	\$0	\$0
	Land	\$170,000	\$0	\$170,000	\$0	\$0	\$0	\$0	\$0	\$0
	Construction	\$1,292,000	\$0	\$1,292,000	\$0	\$0	\$0	\$0	\$0	\$0
	Overhead	\$89,000	\$0	\$89,000	\$0	\$0	\$0	\$0	\$0	\$0
\$0	Total	\$1,873,000	\$0	\$1,873,000	\$0	\$0	\$0	\$0	\$0	\$0
	More (Less) Than Prior Year Program:	\$1,873,000	\$0	\$1,873,000	\$0	\$0	\$0	\$0	\$0	\$0

Attachement XS

Anne Arundel County, Maryland Capital Budget and Program

H579700 Odenton Area Sidewalks Class: Roads & Bridges FY2020 County Executive Amended

Project Status

1. Current Status Of This Project: New
2. Action Taken In Current Fiscal Year: New
3. Action Required To Complete This Project: New

Change from Prior Year

1. Change in Name or Description: New Project
2. Change in Total Project Cost: New Project
3. Change in Scope: New Project
4. Change in Timing: New Project

Estimated Operating Budget Impact: Indeterminate

Initial Total Project Cost Estimate		Financial Activity				
FY 0	\$0	Expended	Encumbered	Total		
		April 1, 2018	\$0	\$0	\$0	
		April 1, 2019	\$0	\$0	\$0	
Prior Year Project Total	Funding	Project Total	Prior Approval	Budget FY2020	Capital Program (\$000)	Beyond 6 Years
	General County Bonds	\$1,873,000	\$0	\$1,873,000	FY2021	\$0
	Total	\$1,873,000	\$0	\$1,873,000	FY2022	\$0
	More (Less) Than Prior Year Program:	\$1,873,000	\$0	\$1,873,000	FY2023	\$0
					FY2024	\$0
					FY2025	\$0
						\$0

ADOPTED

ADOPTED

AMENDMENTS TO BILL NO. 29-19
(County Executive’s Supplemental Budget - Capital)

AMENDMENTS TO BILL NO. 29-19
(County Executive’s Supplemental Budget - Capital)

June 14, 2019

June 14, 2019

Introduced by Mr. Pruski
(by request of the County Executive)

Introduced by Mr. Pruski
(by request of the County Executive)

Amendment No. 147

Amendment No. 148

On page 20, following line 37, insert the following:

On page 20, following line 37, insert the following:

“Broadwater Creek Dredging 2 _____ \$380,000”

“Carrs Creek Dredging 2 _____ \$102,000”

(Capital Budget – Increase FY20 General County Bonds by \$195,000 and increase FY20 MD Waterway Improvement by \$185,000 to fund the “add alternate” bid for this project.)

(Capital Budget – Increase FY20 General County Bonds by \$50,000 and increase FY20 MD Waterway Improvement by \$52,000 to fund the “add alternate” bid for this project.)

ADOPTED

ADOPTED

AMENDMENTS TO BILL NO. 29-19
(County Executive's Supplemental Budget - Capital)

AMENDMENTS TO BILL NO. 29-19
(County Executive's Supplemental Budget - Capital)

June 14, 2019

June 14, 2019

Introduced by Mr. Pruski
(by request of the County Executive)

Introduced by Mr. Pruski
(by request of the County Executive)

Amendment No. 149

Amendment No. 150

On page 23, following line 33, add the following: "Reduce the \$690,000 appropriation for Rockhold Crk Fed Channel Drdg by \$155,000."

On page 16, line 39 (Maintenance Backlog) strike "\$5,000,000", substitute "\$5,900,000".

(Prior Council Approval – Reduces prior approved bonds by \$155,000.)

(Capital Budget – Increase FY20 General County Bonds by \$900,000 to address backlog.)

ADOPTED

ADOPTED

AMENDMENTS TO BILL NO. 29-19
(County Executive's Supplemental Budget - Capital)

AMENDMENTS TO BILL NO. 29-19
(County Executive's Supplemental Budget - Capital)

June 14, 2019

June 14, 2019

Introduced by Mr. Pruski
(by request of the County Executive)

Introduced by Mr. Pruski
(by request of the County Executive)

Amendment No. 151

Amendment No. 152

On page 16, line 19 (Athletic Stadium Improvements) strike "\$4,150,000", substitute "\$4,250,000".

On page 16, line 31 (George Cromwell ES) strike "\$4,742,000", substitute "\$4,742,000".

(Capital Budget – Increase FY20 General County Bonds by \$100,000 to address backlog.)

(Capital Budget – Switch funding sources; reduce FY20 General County Bonds by \$2,268,000, increase FY20 Ed Impact Fees Dist 2 by \$2,000,000, and increase FY20 Inter-Agency Committee by \$268,000.)

ADOPTED

ADOPTED

AMENDMENTS TO BILL NO. 29-19
(County Executive’s Supplemental Budget - Capital)

AMENDMENTS TO BILL NO. 29-19
(County Executive’s Supplemental Budget - Capital)

June 14, 2019

June 14, 2019

Introduced by Mr. Pruski
(by request of the County Executive)

Introduced by Mr. Pruski
(by request of the County Executive)

Amendment No. 153

Amendment No. 155

On page 16, line 25 (Crofton Area HS) strike “\$24,422,000”, substitute “\$24,422,000”.

On page 19, line 27 (Riviera Beach Comm. Library) strike “\$1,468,000”, substitute “\$1,468,000”.

(Capital Budget – Switch funding sources; reduce FY20 Inter-Agency Committee by \$1,360,000, increase FY20 General County Bonds by \$360,000 and increase FY20 Ed Impact Fees Dist 1 by \$1,000,000.)

(Capital Budget – Switch funding sources; reduce FY20 General County Bonds by \$200,000, increase FY20 Other State Grants by \$200,000.)

Amendment No. 154

On page 24, line 12 after “years” insert “as amended by the following:

Excluding Crofton Area HS in the amount of \$0 in the fiscal year ending June 30, 2021.”

Including Crofton Area HS in the amount of \$0 in the fiscal year ending June 30, 2021.”

(Capital Program – Switch funding sources; reduce FY21 General County Bonds by \$1,360,000, increase FY21 Inter-Agency Committee by \$1,360,000.)

ADOPTED

ADOPTED

AMENDMENTS TO BILL NO. 29-19
(County Executive’s Supplemental Budget - Capital)

AMENDMENTS TO BILL NO. 29-19
(Capital)

June 14, 2019

June 14, 2019

Introduced by Mr. Pruski
(by request of the County Executive)

Introduced by Mr. Pruski, Chairman

Amendment No. 156

Amendment No. 158

On page 18, line 33 (Road Resurfacing) strike “\$13,675,000”, substitute “\$13,675,000”.

On page 24, following line 7, insert the following:

(Capital Budget – Switch funding sources; reduce FY20 General Fund PayGo by \$435,000, increase FY20 General County Bonds by \$435,000.)

“SECTION 44A. And be it further enacted, That funds appropriated in the Capital Budget for Capital Project No. P567100 Millersville Park Tennis Ctr may not be encumbered or expended for the construction of outdoor tennis courts and related amenities until the County agrees to a Memorandum of Understanding (MOU) with the Tennis Alliance of Anne Arundel County, Inc. The MOU would define timelines, scope, and financial obligations for the Millersville Park Tennis Center.”

Amendment No. 157

WITHDRAWN

On page 24, line 12 after “years” insert “as amended by the following:”

Excluding Road Resurfacing in the amount of \$13,675,000 in the fiscal year ending June 30, 2021, \$13,675,000 in the fiscal year ending June 30, 2022, \$13,675,000 in the fiscal year ending June 30, 2023, \$13,675,000 in the fiscal year ending June 30, 2024, and \$13,675,000 in the fiscal year ending June 30, 2025.”

(Capital Budget: Adds qualifying language to the Millersville Park Tennis Ctr capital project to prevent spending funds on the construction of outdoor tennis courts and related amenities until a MOU is created to define timelines, scope, and financial obligations for the Millersville Park Tennis Center.)

Including Road Resurfacing in the amount of \$13,675,000 in the fiscal year ending June 30, 2021, \$13,675,000 in the fiscal year ending June 30, 2022, \$13,675,000 in the fiscal year ending June 30, 2023, \$13,675,000 in the fiscal year ending June 30, 2024, and \$13,675,000 in the fiscal year ending June 30, 2025.”

(Capital Program – Switch funding sources; reduce FY21 General County Bonds by \$115,000, increase FY21 General Fund PayGo by \$115,000; reduce FY22 General Fund PayGo by \$10,000, increase FY22 General County Bonds by \$10,000; reduce FY23 General Fund PayGo by \$10,000, increase FY23 General County Bonds by \$10,000; reduce FY24 General Fund PayGo by \$10,000, increase FY24 General County Bonds by \$10,000; reduce FY25 General Fund PayGo by \$10,000, increase FY25 General County Bonds by \$10,000.)

ADOPTED

ADOPTED

AMENDMENTS TO BILL NO. 29-19
(Capital)

AMENDMENTS TO BILL NO. 29-19
(Capital)

June 14, 2019

June 14, 2019

Introduced by Mr. Pruski, Chairman

Introduced by Mr. Pruski

Amendment No. 159

Amendment No. 160

On page 24, line 12 after “years” insert “as amended by the following:

On page 20, line 15, (Millersville Park Tennis Ctr) strike “\$7,150,000” and substitute “~~\$6,530,000.~~”

Excluding Failed Sewage&Private Well Fnd in the amount of \$80,000 in the fiscal year ending June 30, 2021, \$80,000 in the fiscal year ending June 30, 2022, \$80,000 in the fiscal year ending June 30, 2023, \$80,000 in the fiscal year ending June 30, 2024, and \$80,000 in the fiscal year ending June 30, 2025.”

(Capital Budget: Reduces FY20 POS – development by \$403,000 and reduces FY20 County bonds by \$217,000.)

Including Failed Sewage&Private Well Fnd in the amount of \$90,000 in the fiscal year ending June 30, 2021, \$90,000 in the fiscal year ending June 30, 2022, \$90,000 in the fiscal year ending June 30, 2023, \$90,000 in the fiscal year ending June 30, 2024, and \$90,000 in the fiscal year ending June 30, 2025.”

(Capital Program – Increase General Fund PayGo annual allocation by \$10,000 per year based on historical experience of waiting lists.)

ADOPTED

AMENDMENTS TO BILL NO. 29-19
(Capital)

June 14, 2019

Introduced by Mr. Pruski, Chairman

Amendment No. 161

On page 20, line 7, (Greenways, Parkland&OpenSpace) strike "\$3,528,000" and substitute "\$1,617,600."

(Capital Budget: Reduces FY20 POS - acquisition by \$1,785,500 and reduces FY20 bonds by \$124,900.)

Amendment No. 162

On page 24, in line 12 after "years" insert "as amended by the following:

Excluding Greenways, Parkland&OpenSpace in the amount of \$1,327,800 in the fiscal year ending June 30, 2021."

(Capital Program: Reduces FY21 POS – acquisition by \$1,241,000 and reduces FY21 bonds by \$86,800.)