

Dredging

<u>Project Title</u>	<u>Page</u>
Brady & Old Glory Dredging 2	214
Chg Agnst Dredging Closed Proj	208
Cornfield Creek Dredging 2	212
Cox Creek Dredging 2	229
Deep Creek HW & Cove Dredging	219
Dividing Creek Dredging 2	224
DMP Site Management	209
Franklin Manor Dredging	215
FY 23 Dredging Program	225
Grays Crk & Hunters Hbr Drdg	223
Lake Ogleton Dredging 2	213
Mathias Cove & Main Crk Drdg	216
Old Man Creek Dredging	217
Rock Creek DMP Site Rehab	222
S Cty Dredging Strategic Plan	221
SAV Monitoring	211
Severn River HW Dredging 2	220
Sloop,Eli&Long Coves Retrofits	228
Spriggs Pond & Ross Cove Drdg	218
Waterway Dredge Placement	227
Waterway Improv Proj Pln	226
Waterway Improvement Program	210
Yantz & Saltworks Creek Drdg	230

Capital Budget and Program

Anne Arundel County, Maryland

Project Class Summary - Project Listing

Council Approved

Project	Project Title	Total	Prior	FY2023	FY2024	FY2025	FY2026	FY2027	FY2028
Project Class Dredging									
D346400	Chg Agnst Dredging Closed Proj	12,983	5,983	7,000	0	0	0	0	0
Q500000	DMP Site Management	1,053,526	303,526	0	150,000	150,000	150,000	150,000	150,000
Q514600	Waterway Improvement Program	10,000,000	0	0	2,000,000	2,000,000	2,000,000	2,000,000	2,000,000
Q542900	SAV Monitoring	365,031	65,031	50,000	50,000	50,000	50,000	50,000	50,000
Q576800	Cornfield Creek Dredging 2	434,000	600,000	-166,000	0	0	0	0	0
Q577200	Lake Ogleton Dredging 2	652,000	728,000	-76,000	0	0	0	0	0
Q579100	Brady & Old Glory Dredging 2	343,000	447,000	-104,000	0	0	0	0	0
Q579200	Franklin Manor Dredging	515,000	1,146,000	-631,000	0	0	0	0	0
Q579300	Mathias Cove & Main Crk Drdg	492,000	752,000	-260,000	0	0	0	0	0
Q579400	Old Man Creek Dredging	278,000	355,000	-77,000	0	0	0	0	0
Q579500	Spriggs Pond & Ross Cove Drdg	264,000	320,000	-56,000	0	0	0	0	0
Q582200	Deep Creek HW & Cove Dredging	489,000	571,000	-82,000	0	0	0	0	0
Q582300	Severn River HW Dredging 2	1,087,000	1,012,000	75,000	0	0	0	0	0
Q582400	S Cty Dredging Strategic Plan	427,000	177,000	250,000	0	0	0	0	0
Q584800	Rock Creek DMP Site Rehab	381,000	430,000	-49,000	0	0	0	0	0
Q585000	Grays Crk & Hunters Hbr Drdg	563,000	520,000	43,000	0	0	0	0	0
Q585100	Dividing Creek Dredging 2	494,000	348,000	146,000	0	0	0	0	0
Q588500	FY 23 Dredging Program	1,595,000	0	1,595,000	0	0	0	0	0
Q463600	Waterway Improv Proj Pln	298,928	298,928	0	0	0	0	0	0
Q475000	Waterway Dredge Placement	669,644	669,644	0	0	0	0	0	0
Q514100	Sloop, Eli&Long Coves Retrofits	1,715,576	1,715,576	0	0	0	0	0	0
Q577300	Cox Creek Dredging 2	546,000	546,000	0	0	0	0	0	0
Q584900	Yantz & Saltworks Creek Drdg	268,000	268,000	0	0	0	0	0	0
Total Dredging		\$22,943,688	\$11,278,688	\$665,000	\$2,200,000	\$2,200,000	\$2,200,000	\$2,200,000	\$2,200,000

Capital Budget and Program

Anne Arundel County, Maryland

Project Class Summary - Funding Detail

Council Approved

	Total	Prior	FY2023	FY2024	FY2025	FY2026	FY2027	FY2028
Project Class Dredging								
Bonds								
General County Bonds	\$12,426,067	\$6,830,567	\$595,500	\$1,000,000	\$1,000,000	\$1,000,000	\$1,000,000	\$1,000,000
Bonds	\$12,426,067	\$6,830,567	\$595,500	\$1,000,000	\$1,000,000	\$1,000,000	\$1,000,000	\$1,000,000
PayGo								
General Fund PayGo	\$1,436,800	\$379,800	\$57,000	\$200,000	\$200,000	\$200,000	\$200,000	\$200,000
PayGo	\$1,436,800	\$379,800	\$57,000	\$200,000	\$200,000	\$200,000	\$200,000	\$200,000
Grants & Aid								
MD Waterway Improvement	\$9,010,821	\$4,068,321	(\$57,500)	\$1,000,000	\$1,000,000	\$1,000,000	\$1,000,000	\$1,000,000
Other State Grants	\$70,000	\$0	\$70,000	\$0	\$0	\$0	\$0	\$0
Grants & Aid	\$9,080,821	\$4,068,321	\$12,500	\$1,000,000	\$1,000,000	\$1,000,000	\$1,000,000	\$1,000,000
Dredging	\$22,943,688	\$11,278,688	\$665,000	\$2,200,000	\$2,200,000	\$2,200,000	\$2,200,000	\$2,200,000

D346400 Chg Agnst Dredging Closed Proj

Class: Dredging

FY2023

Council Approved

Description

Funds are approved to allow for settlement of claims and items during project performance phase for dredging capital projects that have been closed out. Available balances from completed projects will be the primary source of funding for this project.

Location

Countywide

Benefit

This fund will ensure that we can settle claims in the most expedient manner.

Amendment History

Prior approval has been adjusted to show the closing of jobs on this project. County Council removed \$40,000 via amendment #27 to Bill 28-10. County Council removed \$3,500 via amendments #15 and #62 to Bill 31-12.

Prior Year Project Total	Phase	Project Total	Prior Approval	Budget FY2023	Capital Program (\$000)					Beyond 6 Years
					FY2024	FY2025	FY2026	FY2027	FY2028	
\$5,983	Other	\$12,983	\$5,983	\$7,000	\$0	\$0	\$0	\$0	\$0	
\$5,983	Total	\$12,983	\$5,983	\$7,000	\$0	\$0	\$0	\$0	\$0	
More (Less) Than Prior Year Program:		\$7,000	\$0	\$7,000	\$0	\$0	\$0	\$0	\$0	Multi-Yr

D346400 Chg Agnst Dredging Closed Proj

Class: Dredging

FY2023

Council Approved

Project Status

1. Current Status Of This Project: Active
2. Action Taken In Current Fiscal Year: None
3. Action Required To Complete This Project: None

Change from Prior Year

1. Change in Name or Description: None
2. Change in Total Project Cost: Increased due to identified projects.
3. Change in Scope: None
4. Change in Timing: None

Estimated Operating Budget Impact: None

Initial Total Project Cost Estimate

FY 1987 \$51,000

Financial Activity

Expended	Encumbered	Total
		April 1, 2021
	\$4,322	
		April 1, 2022
	\$4,322	

Prior Year Project Total	Funding	Project Total	Prior Approval	Budget FY2023	Capital Program (\$000)					Beyond 6 Years
					FY2024	FY2025	FY2026	FY2027	FY2028	
\$0	General County Bonds	\$0	\$0	\$0	\$0	\$0	\$0	\$0	\$0	
\$5,983	General Fund PayGo	\$12,983	\$5,983	\$7,000	\$0	\$0	\$0	\$0	\$0	
\$5,983	Total	\$12,983	\$5,983	\$7,000	\$0	\$0	\$0	\$0	\$0	
More (Less) Than Prior Year Program:		\$7,000	\$0	\$7,000	\$0	\$0	\$0	\$0	\$0	Multi-Yr

Q500000 DMP Site Management

Class: Dredging

FY2023

Council Approved

Description

This project is for consultant and contractor services for management of dredge material in and out of DMP sites as well as routine maintenance. Additionally, this project will pay the lease cost for various DMP sites as well as the one time cost for the Regional DMP Site closure.

Location

Countywide

Benefit

Provides capacity for dredging projects.

Amendment History

Prior approval has been adjusted to show the closing of jobs on this project. Removed \$50k via AMD #65 to Bill 36-17.

Prior Year Project Total	Phase	Project Total	Prior Approval	Budget FY2023	Capital Program (\$000)					Beyond 6 Years
					FY2024	FY2025	FY2026	FY2027	FY2028	
(\$208,209)	Plans and Engineering	(\$208,209)	(\$263,209)	\$0	\$11	\$11	\$11	\$11	\$11	
\$26,000	Land	\$26,000	\$21,000	\$0	\$1	\$1	\$1	\$1	\$1	
\$1,361,393	Construction	\$1,124,000	\$484,000	\$0	\$128	\$128	\$128	\$128	\$128	
\$119,739	Overhead	\$111,735	\$61,735	\$0	\$10	\$10	\$10	\$10	\$10	
\$1,298,924	Total	\$1,053,526	\$303,526	\$0	\$150	\$150	\$150	\$150	\$150	
More (Less) Than Prior Year Program:		(\$245,398)	(\$245,398)	(\$150,000)	\$0	\$0	\$0	\$0	\$150	Multi-Yr

Q500000 DMP Site Management

Class: Dredging

FY2023

Council Approved

Project Status

1. Current Status Of This Project: Active
2. Action Taken In Current Fiscal Year: Multi-Year
3. Action Required To Complete This Project: Multi-Year

Change from Prior Year

1. Change in Name or Description: None
2. Change in Total Project Cost: Removed FY23 funding, Added FY28 funding.
3. Change in Scope: None
4. Change in Timing: None

Estimated Operating Budget Impact: None

Initial Total Project Cost Estimate

FY 2000 \$600,000

Financial Activity

Expended	Encumbered	Total
		April 1, 2021
\$245,380		
		April 1, 2022
\$22,173	\$53,517	\$75,689

Prior Year Project Total	Funding	Project Total	Prior Approval	Budget FY2023	Capital Program (\$000)					Beyond 6 Years
					FY2024	FY2025	FY2026	FY2027	FY2028	
\$1,249,498	General Fund PayGo	\$1,007,606	\$257,606	\$0	\$150	\$150	\$150	\$150	\$150	
\$49,426	MD Waterway Improvement	\$45,921	\$45,921	\$0	\$0	\$0	\$0	\$0	\$0	
\$1,298,924	Total	\$1,053,526	\$303,526	\$0	\$150	\$150	\$150	\$150	\$150	
More (Less) Than Prior Year Program:		(\$245,398)	(\$245,398)	(\$150,000)	\$0	\$0	\$0	\$0	\$150	Multi-Yr

Q514600 Waterway Improvement Program

Class: Dredging

FY2023

Council Approved

Description

The sole purpose of this project is to serve as a "place holder" in the program years of the capital program. It is common in this class of projects for there to be insufficient information to provide for the creation of specific project requests in the third, fourth and fifth years of the capital program. However, experience has shown that specific projects will, in fact, be generated for these program years in subsequent budget years. This project provides a mechanism for planning for these expected costs. This project is linked to Q4636 Waterway Proj Pln. This project will not be the subject of any appropriation and therefore no expenditures will ever accrue against this project. This project provides a mechanism for setting-aside County matching funds for projects that are funded by the State.

Location

Countywide

Benefit

Provides a mechanism for financial planning in the program years.

Amendment History

Prior Year Project Total	Phase	Project Total	Prior Approval	Budget FY2023	Capital Program (\$000)					Beyond 6 Years
					FY2024	FY2025	FY2026	FY2027	FY2028	
\$10,000,000	Other	\$10,000,000	\$0	\$0	\$2,000	\$2,000	\$2,000	\$2,000	\$2,000	
\$10,000,000	Total	\$10,000,000	\$0	\$0	\$2,000	\$2,000	\$2,000	\$2,000	\$2,000	
More (Less) Than Prior Year Program:		\$0	\$0	(\$2,000,000)	\$0	\$0	\$0	\$0	\$2,000	Multi-Yr

Q514600 Waterway Improvement Program

Class: Dredging

FY2023 Council Approved

Project Status

1. Current Status Of This Project: Programmed
2. Action Taken In Current Fiscal Year: Multi-Year
3. Action Required To Complete This Project: Multi-Year

Change from Prior Year

1. Change in Name or Description: None
2. Change in Total Project Cost: Removed FY23 funding and added FY28 funding.
3. Change in Scope: None
4. Change in Timing: None

Estimated Operating Budget Impact: None

Initial Total Project Cost Estimate

FY 2002 \$8,755,000

Financial Activity

	Expended	Encumbered	Total
April 1, 2021	\$0	\$0	\$0
April 1, 2022	\$0	\$0	\$0

Prior Year Project Total	Funding	Project Total	Prior Approval	Capital Program (\$000)						Beyond 6 Years
				Budget FY2023	FY2024	FY2025	FY2026	FY2027	FY2028	
\$5,000,000	General County Bonds	\$5,000,000	\$0	\$0	\$1,000	\$1,000	\$1,000	\$1,000	\$1,000	
\$5,000,000	MD Waterway Improvement	\$5,000,000	\$0	\$0	\$1,000	\$1,000	\$1,000	\$1,000	\$1,000	
\$10,000,000	Total	\$10,000,000	\$0	\$0	\$2,000	\$2,000	\$2,000	\$2,000	\$2,000	
More (Less) Than Prior Year Program:		\$0	\$0	(\$2,000,000)	\$0	\$0	\$0	\$0	\$2,000	Multi-Yr

Q542900 SAV Monitoring

Class: Dredging

FY2023 Council Approved

Description

This project provides funds for Submerged Aquatic Vegetation (SAV) surveying of prior, proposed and programmed dredging projects. These surveys are a requirement of the regulatory agencies to determine dredging limits and documenting the impact of dredging on the SAV. The surveys are conducted twice each year during the Spring and Summer SAV growing seasons.

Location

Countywide

Benefit

The U.S. Army Corps of Engineers requires that several years of SAV surveys be performed before and after the actual dredging. This Project provides a funding source to perform the SAV surveys since dredging projects are programmed and funds are only available in the fiscal year the dredging is performed.

Amendment History

County Council removed \$43k in Bond funding and replaced with PayGo funding via amendment #53 to Bill 24-09. CC removed \$50k in each program year via amendment #62 to Bill 24-09. CC switched funding sources via AMD #22 to Bill 36-17.

Prior Year Project Total	Phase	Project Total	Prior Approval	Budget FY2023	Capital Program (\$000)					Beyond 6 Years
					FY2024	FY2025	FY2026	FY2027	FY2028	
\$328,214	Plans and Engineering	\$345,444	\$57,444	\$48,000	\$48	\$48	\$48	\$48	\$48	\$0
(\$23,748)	Construction	(\$23,748)	(\$23,748)	\$0	\$0	\$0	\$0	\$0	\$0	\$0
\$57,640	Overhead	\$43,335	\$31,335	\$2,000	\$2	\$2	\$2	\$2	\$2	\$0
\$362,106	Total	\$365,031	\$65,031	\$50,000	\$50	\$50	\$50	\$50	\$50	\$0
More (Less) Than Prior Year Program:		\$2,925	(\$47,075)	\$0	\$0	\$0	\$0	\$0	\$50	\$0

Q542900 SAV Monitoring

Class: Dredging

FY2023

Council Approved

Project Status

1. Current Status Of This Project: Active
2. Action Taken In Current Fiscal Year: Multi-Year
3. Action Required To Complete This Project: Multi-Year

Change from Prior Year

1. Change in Name or Description: None
2. Change in Total Project Cost: Added FY28 funding.
3. Change in Scope: None
4. Change in Timing: None

Estimated Operating Budget Impact: Less than \$100,000 per year

Initial Total Project Cost Estimate

FY 2008 \$100,000

Financial Activity

Expended	Encumbered	Total
		April 1, 2021
		\$47,076
		April 1, 2022
		\$23,637

Prior Year Project Total	Funding	Project Total	Prior Approval	Budget FY2023	Capital Program (\$000)					Beyond 6 Years
					FY2024	FY2025	FY2026	FY2027	FY2028	
\$362,107	General Fund PayGo	\$365,031	\$65,031	\$50,000	\$50	\$50	\$50	\$50	\$50	\$0
\$362,107	Total	\$365,031	\$65,031	\$50,000	\$50	\$50	\$50	\$50	\$50	\$0
More (Less) Than Prior Year Program:		\$2,924	(\$47,076)	\$0	\$0	\$0	\$0	\$0	\$50	\$0

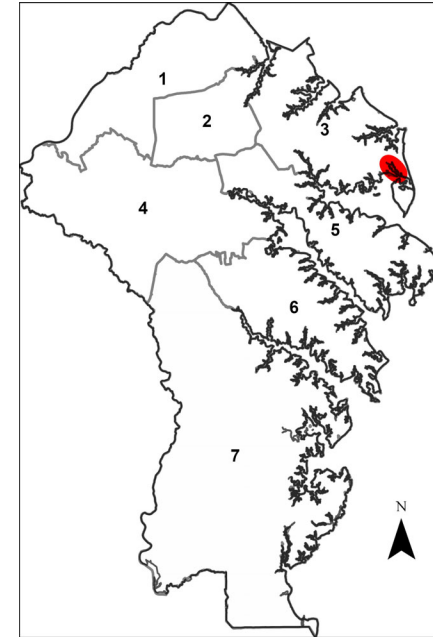
Q576800 Cornfield Creek Dredging 2

Class: Dredging

FY2023 Council Approved

Description

This project funds the design, permitting and construction services associated with dredging of Cornfield Creek to restore recreational boating. Approximately 3,100 cubic yards of material will be dredged from Cornfield Creek and placed upland.



Benefit

Restore recreational boating to the community.

Amendment History

Prior Year Project Total	Phase	Project Total	Prior Approval	Budget FY2023	Capital Program (\$000)					Beyond 6 Years
					FY2024	FY2025	FY2026	FY2027	FY2028	
\$88,000	Plans and Engineering	\$133,000	\$88,000	\$45,000	\$0	\$0	\$0	\$0	\$0	\$0
\$20,000	Land	\$0	\$20,000	(\$20,000)	\$0	\$0	\$0	\$0	\$0	\$0
\$463,000	Construction	\$290,000	\$463,000	(\$173,000)	\$0	\$0	\$0	\$0	\$0	\$0
\$29,000	Overhead	\$11,000	\$29,000	(\$18,000)	\$0	\$0	\$0	\$0	\$0	\$0
\$600,000	Total	\$434,000	\$600,000	(\$166,000)	\$0	\$0	\$0	\$0	\$0	\$0
More (Less) Than Prior Year Program:		(\$166,000)	\$0	(\$166,000)	\$0	\$0	\$0	\$0	\$0	\$0

Q576800 Cornfield Creek Dredging 2

Class: Dredging

FY2023

Council Approved

Project Status

1. Current Status Of This Project: Complete
2. Action Taken In Current Fiscal Year: Construction, Performance
3. Action Required To Complete This Project: None

Change from Prior Year

1. Change in Name or Description: None
2. Change in Total Project Cost: Decreased based on actual costs.
3. Change in Scope: None
4. Change in Timing: None

Estimated Operating Budget Impact: None

Initial Total Project Cost Estimate

FY 2019 \$600,000

Financial Activity

	Expended	Encumbered	Total
April 1, 2021	\$398,445	\$28,444	\$426,889
April 1, 2022	\$405,991	\$27,300	\$433,291

Prior Year Project Total	Funding	Project Total	Prior Approval	Budget FY2023	Capital Program (\$000)					Beyond 6 Years
					FY2024	FY2025	FY2026	FY2027	FY2028	
\$332,000	General County Bonds	\$238,000	\$332,000	(\$94,000)	\$0	\$0	\$0	\$0	\$0	\$0
\$268,000	MD Waterway Improvement	\$196,000	\$268,000	(\$72,000)	\$0	\$0	\$0	\$0	\$0	\$0
\$600,000	Total	\$434,000	\$600,000	(\$166,000)	\$0	\$0	\$0	\$0	\$0	\$0
More (Less) Than Prior Year Program:		(\$166,000)	\$0	(\$166,000)	\$0	\$0	\$0	\$0	\$0	\$0

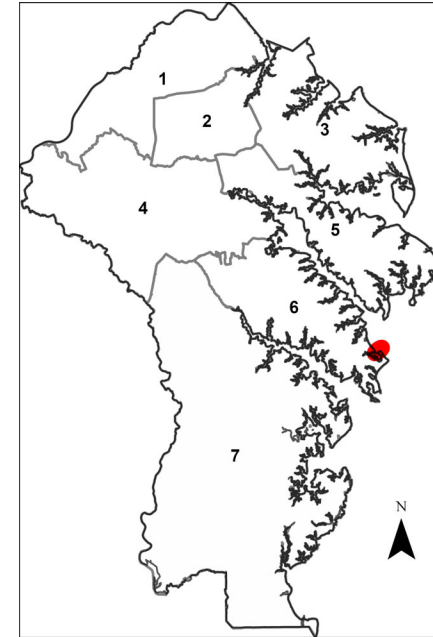
Q577200 Lake Ogleton Dredging 2

Class: Dredging

FY2023 Council Approved

Description

This project funds the design, permitting and construction services associated with dredging of Lake Ogleton to restore recreational boating. Approximately 4,000 cubic yards of material will be dredged.



Benefit

Amendment History

Prior Year Project Total	Phase	Project Total	Prior Approval	Budget FY2023	Capital Program (\$000)					Beyond 6 Years
					FY2024	FY2025	FY2026	FY2027	FY2028	
\$93,000	Plans and Engineering	\$126,000	\$93,000	\$33,000	\$0	\$0	\$0	\$0	\$0	\$0
\$20,000	Land	\$0	\$20,000	(\$20,000)	\$0	\$0	\$0	\$0	\$0	\$0
\$580,000	Construction	\$506,000	\$580,000	(\$74,000)	\$0	\$0	\$0	\$0	\$0	\$0
\$35,000	Overhead	\$20,000	\$35,000	(\$15,000)	\$0	\$0	\$0	\$0	\$0	\$0
\$728,000	Total	\$652,000	\$728,000	(\$76,000)	\$0	\$0	\$0	\$0	\$0	\$0
More (Less) Than Prior Year Program:		(\$76,000)	\$0	(\$76,000)	\$0	\$0	\$0	\$0	\$0	\$0

Q577200 Lake Ogleton Dredging 2

Class: Dredging

FY2023

Council Approved

Project Status

1. Current Status Of This Project: Active
2. Action Taken In Current Fiscal Year: Complete
3. Action Required To Complete This Project: None

Change from Prior Year

1. Change in Name or Description: None
2. Change in Total Project Cost: Decreased based on actual costs
3. Change in Scope: None
4. Change in Timing: None

Estimated Operating Budget Impact: None

Initial Total Project Cost Estimate

FY 2019 \$728,000

Financial Activity

Expended	Encumbered	Total	
April 1, 2021	\$650,218	\$1,518	\$651,735
April 1, 2022	\$651,776		

Prior Year Project Total	Funding	Project Total	Prior Approval	Budget FY2023	Capital Program (\$000)					Beyond 6 Years
					FY2024	FY2025	FY2026	FY2027	FY2028	
\$399,000	General County Bonds	\$338,000	\$399,000	(\$61,000)	\$0	\$0	\$0	\$0	\$0	\$0
\$329,000	MD Waterway Improvement	\$314,000	\$329,000	(\$15,000)	\$0	\$0	\$0	\$0	\$0	\$0
\$728,000	Total	\$652,000	\$728,000	(\$76,000)	\$0	\$0	\$0	\$0	\$0	\$0
More (Less) Than Prior Year Program:		(\$76,000)	\$0	(\$76,000)	\$0	\$0	\$0	\$0	\$0	\$0

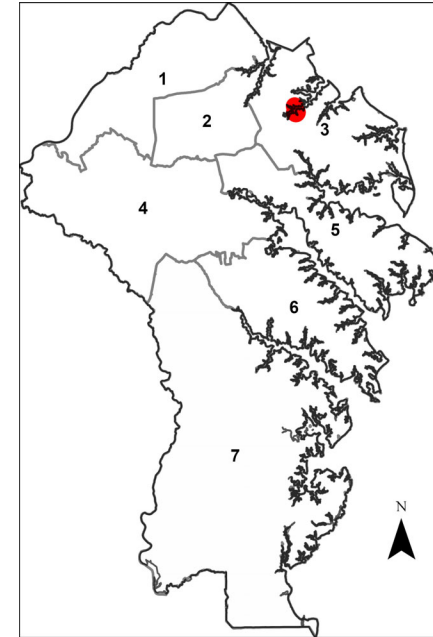
Q579100 Brady & Old Glory Dredging 2

Class: Dredging

FY2023 Council Approved

Description

This project funds the design, permitting, and construction services associated with dredging of Brady & Old Glory Coves. Approximately 1,600 cubic yards of material will be dredged.



Benefit

Project will expand and improve boating access by restoring entrance channels and waterway depths to individual piers.

Amendment History

Prior Year Project Total	Phase	Project Total	Prior Approval	Budget FY2023	Capital Program (\$000)					Beyond 6 Years
					FY2024	FY2025	FY2026	FY2027	FY2028	
\$104,000	Plans and Engineering	\$112,000	\$104,000	\$8,000	\$0	\$0	\$0	\$0	\$0	\$0
\$20,000	Land	\$0	\$20,000	(\$20,000)	\$0	\$0	\$0	\$0	\$0	\$0
\$302,000	Construction	\$222,000	\$302,000	(\$80,000)	\$0	\$0	\$0	\$0	\$0	\$0
\$21,000	Overhead	\$9,000	\$21,000	(\$12,000)	\$0	\$0	\$0	\$0	\$0	\$0
\$447,000	Total	\$343,000	\$447,000	(\$104,000)	\$0	\$0	\$0	\$0	\$0	\$0
More (Less) Than Prior Year Program:		(\$104,000)	\$0	(\$104,000)	\$0	\$0	\$0	\$0	\$0	\$0

Q579100 Brady & Old Glory Dredging 2

Class: Dredging

FY2023

Council Approved

Project Status

1. Current Status Of This Project: Complete
2. Action Taken In Current Fiscal Year: Construction, Performance
3. Action Required To Complete This Project: None

Change from Prior Year

1. Change in Name or Description: None
2. Change in Total Project Cost: Decreased based on actual costs
3. Change in Scope: None
4. Change in Timing: None

Estimated Operating Budget Impact: None

Initial Total Project Cost Estimate

FY 2020 \$447,000

Financial Activity

	Expended	Encumbered	Total
April 1, 2021	\$332,469	\$9,382	\$341,851
April 1, 2022	\$342,116		

Prior Year Project Total	Funding	Project Total	Prior Approval	Budget FY2023	Capital Program (\$000)					Beyond 6 Years
					FY2024	FY2025	FY2026	FY2027	FY2028	
\$278,500	General County Bonds	\$177,500	\$278,500	(\$101,000)	\$0	\$0	\$0	\$0	\$0	\$0
\$168,500	MD Waterway Improvement	\$165,500	\$168,500	(\$3,000)	\$0	\$0	\$0	\$0	\$0	\$0
\$447,000	Total	\$343,000	\$447,000	(\$104,000)	\$0	\$0	\$0	\$0	\$0	\$0
More (Less) Than Prior Year Program:		(\$104,000)	\$0	(\$104,000)	\$0	\$0	\$0	\$0	\$0	\$0

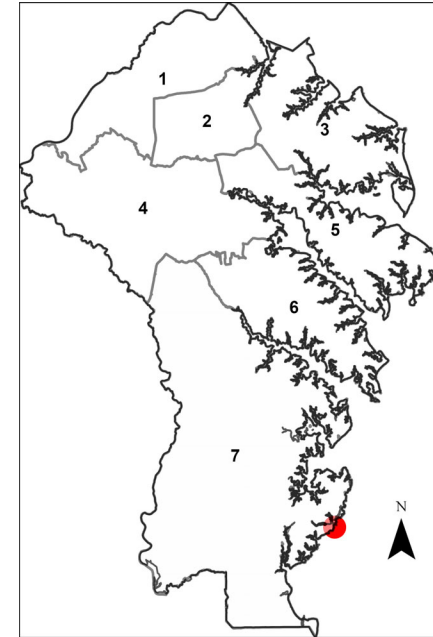
Q579200 Franklin Manor Dredging

Class: Dredging

FY2023 Council Approved

Description

This project funds the design, permitting, and construction services associated with dredging of Franklin Manor channel. Approximately 6,500 cubic yards of material will be dredged.



Benefit

Project will enhance boating safety by restoring waterway widths and depths, reducing boating encroachments and groundings.

Amendment History

Reduced prior approved by \$97,000 via Bill # 02-22

Prior Year Project Total	Phase	Project Total	Prior Approval	Budget FY2023	Capital Program (\$000)					Beyond 6 Years
					FY2024	FY2025	FY2026	FY2027	FY2028	
\$126,000	Plans and Engineering	\$137,000	\$126,000	\$11,000	\$0	\$0	\$0	\$0	\$0	\$0
\$20,000	Land	\$0	\$20,000	(\$20,000)	\$0	\$0	\$0	\$0	\$0	\$0
\$1,038,000	Construction	\$358,000	\$941,000	(\$583,000)	\$0	\$0	\$0	\$0	\$0	\$0
\$59,000	Overhead	\$20,000	\$59,000	(\$39,000)	\$0	\$0	\$0	\$0	\$0	\$0
\$1,243,000	Total	\$515,000	\$1,146,000	(\$631,000)	\$0	\$0	\$0	\$0	\$0	\$0
More (Less) Than Prior Year Program:		(\$728,000)	(\$97,000)	(\$631,000)	\$0	\$0	\$0	\$0	\$0	\$0

Q579200 Franklin Manor Dredging

Class: Dredging

FY2023

Council Approved

Project Status

1. Current Status Of This Project: Active
2. Action Taken In Current Fiscal Year: Construction
3. Action Required To Complete This Project: Performance

Change from Prior Year

1. Change in Name or Description: None
2. Change in Total Project Cost: Decreased based on current cost estimate and fiscal analysis.
3. Change in Scope: None
4. Change in Timing: None

Estimated Operating Budget Impact: None

Initial Total Project Cost Estimate

FY 2020 \$1,243,000

Financial Activity

	Expended	Encumbered	Total
April 1, 2021	\$85,313	\$547,708	\$633,021
April 1, 2022	\$329,657	\$90,450	\$420,107

Prior Year Project Total	Funding	Project Total	Prior Approval	Budget FY2023	Capital Program (\$000)					Beyond 6 Years
					FY2024	FY2025	FY2026	FY2027	FY2028	
\$737,500	General County Bonds	\$316,500	\$640,500	(\$324,000)	\$0	\$0	\$0	\$0	\$0	\$0
\$505,500	MD Waterway Improvement	\$198,500	\$505,500	(\$307,000)	\$0	\$0	\$0	\$0	\$0	\$0
\$1,243,000	Total	\$515,000	\$1,146,000	(\$631,000)	\$0	\$0	\$0	\$0	\$0	\$0
More (Less) Than Prior Year Program:		(\$728,000)	(\$97,000)	(\$631,000)	\$0	\$0	\$0	\$0	\$0	\$0

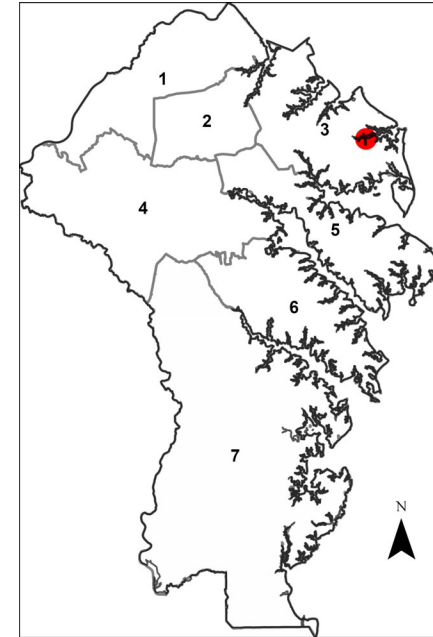
Q579300 Mathias Cove & Main Crk Drdg

Class: Dredging

FY2023 Council Approved

Description

This project funds the design, permitting, and construction services associated with dredging of Mathias Cove & Main Creek. Approximately 4,100 cubic yards of material will be dredged.



Benefit

Project will enhance boating safety by restoring waterway widths and depths, reducing boat encroachments and groundings.

Amendment History

Prior Year Project Total	Phase	Project Total	Prior Approval	Budget FY2023	Capital Program (\$000)					Beyond 6 Years
					FY2024	FY2025	FY2026	FY2027	FY2028	
\$110,000	Plans and Engineering	\$117,000	\$110,000	\$7,000	\$0	\$0	\$0	\$0	\$0	\$0
\$20,000	Land	\$0	\$20,000	(\$20,000)	\$0	\$0	\$0	\$0	\$0	\$0
\$584,000	Construction	\$362,000	\$584,000	(\$222,000)	\$0	\$0	\$0	\$0	\$0	\$0
\$38,000	Overhead	\$13,000	\$38,000	(\$25,000)	\$0	\$0	\$0	\$0	\$0	\$0
\$752,000	Total	\$492,000	\$752,000	(\$260,000)	\$0	\$0	\$0	\$0	\$0	\$0
More (Less) Than Prior Year Program:		(\$260,000)	\$0	(\$260,000)	\$0	\$0	\$0	\$0	\$0	\$0

Q579300 Mathias Cove & Main Crk Drdg

Class: Dredging

FY2023

Council Approved

Project Status

1. Current Status Of This Project: Complete
2. Action Taken In Current Fiscal Year: Construction, Performance
3. Action Required To Complete This Project: None

Change from Prior Year

1. Change in Name or Description: None
2. Change in Total Project Cost: Decreased based on actual costs
3. Change in Scope: None
4. Change in Timing: None

Estimated Operating Budget Impact: None

Initial Total Project Cost Estimate

FY 2020 \$852,000

Financial Activity

	Expended	Encumbered	Total
April 1, 2021	\$429,978	\$60,061	\$490,039
April 1, 2022	\$462,881	\$28,468	\$491,349

Prior Year Project Total	Funding	Project Total	Prior Approval	Budget FY2023	Capital Program (\$000)					Beyond 6 Years
					FY2024	FY2025	FY2026	FY2027	FY2028	
\$410,500	General County Bonds	\$267,500	\$410,500	(\$143,000)	\$0	\$0	\$0	\$0	\$0	\$0
\$341,500	MD Waterway Improvement	\$224,500	\$341,500	(\$117,000)	\$0	\$0	\$0	\$0	\$0	\$0
\$752,000	Total	\$492,000	\$752,000	(\$260,000)	\$0	\$0	\$0	\$0	\$0	\$0
More (Less) Than Prior Year Program:		(\$260,000)	\$0	(\$260,000)	\$0	\$0	\$0	\$0	\$0	\$0

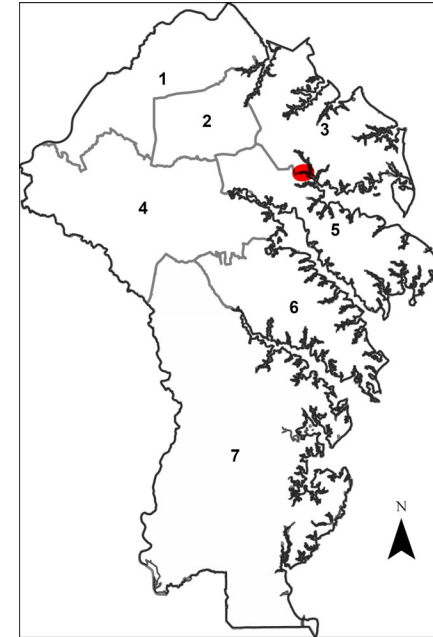
Q579400 Old Man Creek Dredging

Class: Dredging

FY2023 Council Approved

Description

This project funds the design, permitting, and construction services associated with dredging of Old Man Creek. Approximately 1,000 cubic yards of material will be dredged.



Benefit

Project will expand and improve boating access by restoring headwaters channel and waterway depths to individual piers.

Amendment History

Prior Year Project Total	Phase	Project Total	Prior Approval	Budget FY2023	Capital Program (\$000)					Beyond 6 Years
					FY2024	FY2025	FY2026	FY2027	FY2028	
\$104,000	Plans and Engineering	\$109,000	\$104,000	\$5,000	\$0	\$0	\$0	\$0	\$0	\$0
\$20,000	Land	\$0	\$20,000	(\$20,000)	\$0	\$0	\$0	\$0	\$0	\$0
\$214,000	Construction	\$161,000	\$214,000	(\$53,000)	\$0	\$0	\$0	\$0	\$0	\$0
\$17,000	Overhead	\$8,000	\$17,000	(\$9,000)	\$0	\$0	\$0	\$0	\$0	\$0
\$355,000	Total	\$278,000	\$355,000	(\$77,000)	\$0	\$0	\$0	\$0	\$0	\$0
More (Less) Than Prior Year Program:		(\$77,000)	\$0	(\$77,000)	\$0	\$0	\$0	\$0	\$0	\$0

Q579400 Old Man Creek Dredging

Class: Dredging

FY2023

Council Approved

Project Status

1. Current Status Of This Project: Complete
2. Action Taken In Current Fiscal Year: Construction, Performance
3. Action Required To Complete This Project: None

Change from Prior Year

1. Change in Name or Description: None
2. Change in Total Project Cost: Decreased based on actual costs
3. Change in Scope: None
4. Change in Timing: None

Estimated Operating Budget Impact: None

Initial Total Project Cost Estimate

FY 2020 \$355,000

Financial Activity

	Expended	Encumbered	Total
April 1, 2021	\$82,102	\$209,330	\$291,431
April 1, 2022	\$276,772	\$19,903	\$296,676

Prior Year Project Total	Funding	Project Total	Prior Approval	Budget FY2023	Capital Program (\$000)					Beyond 6 Years
					FY2024	FY2025	FY2026	FY2027	FY2028	
\$223,500	General County Bonds	\$146,500	\$223,500	(\$77,000)	\$0	\$0	\$0	\$0	\$0	\$0
\$131,500	MD Waterway Improvement	\$131,500	\$131,500	\$0	\$0	\$0	\$0	\$0	\$0	\$0
\$355,000	Total	\$278,000	\$355,000	(\$77,000)	\$0	\$0	\$0	\$0	\$0	\$0
More (Less) Than Prior Year Program:		(\$77,000)	\$0	(\$77,000)	\$0	\$0	\$0	\$0	\$0	\$0

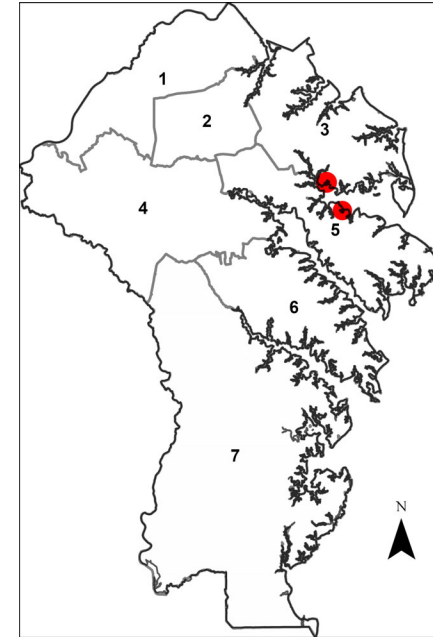
Q579500 Spriggs Pond & Ross Cove Drdg

Class: Dredging

FY2023 Council Approved

Description

This project funds the design, permitting, and construction services associated with dredging of Spriggs Pond & Ross Cove. Approximately 800 cubic yards of material will be dredged.



Benefit

Project will expand and improve boating access by restoring entrance channels and waterway depths to individual piers.

Amendment History

Prior Year Project Total	Phase	Project Total	Prior Approval	Budget FY2023	Capital Program (\$000)					Beyond 6 Years
					FY2024	FY2025	FY2026	FY2027	FY2028	
\$104,000	Plans and Engineering	\$119,000	\$104,000	\$15,000	\$0	\$0	\$0	\$0	\$0	\$0
\$20,000	Land	\$0	\$20,000	(\$20,000)	\$0	\$0	\$0	\$0	\$0	\$0
\$181,000	Construction	\$139,000	\$181,000	(\$42,000)	\$0	\$0	\$0	\$0	\$0	\$0
\$15,000	Overhead	\$6,000	\$15,000	(\$9,000)	\$0	\$0	\$0	\$0	\$0	\$0
\$320,000	Total	\$264,000	\$320,000	(\$56,000)	\$0	\$0	\$0	\$0	\$0	\$0
More (Less) Than Prior Year Program:		(\$56,000)	\$0	(\$56,000)	\$0	\$0	\$0	\$0	\$0	\$0

Q579500 Spriggs Pond & Ross Cove Drdg

Class: Dredging

FY2023

Council Approved

Project Status

1. Current Status Of This Project: Complete
2. Action Taken In Current Fiscal Year: Construction, Performance
3. Action Required To Complete This Project: None

Change from Prior Year

1. Change in Name or Description: None
2. Change in Total Project Cost: Decreased based on actual costs
3. Change in Scope: None
4. Change in Timing: None

Estimated Operating Budget Impact: None

Initial Total Project Cost Estimate

FY 2020 \$320,000

Financial Activity

Expended	Encumbered	Total
April 1, 2021	\$81,521	\$178,408
April 1, 2022	\$264,539	

Prior Year Project Total	Funding	Project Total	Prior Approval	Budget FY2023	Capital Program (\$000)					Beyond 6 Years
					FY2024	FY2025	FY2026	FY2027	FY2028	
\$191,600	General County Bonds	\$151,600	\$191,600	(\$40,000)	\$0	\$0	\$0	\$0	\$0	\$0
\$128,400	MD Waterway Improvement	\$112,400	\$128,400	(\$16,000)	\$0	\$0	\$0	\$0	\$0	\$0
\$320,000	Total	\$264,000	\$320,000	(\$56,000)	\$0	\$0	\$0	\$0	\$0	\$0
More (Less) Than Prior Year Program:		(\$56,000)	\$0	(\$56,000)	\$0	\$0	\$0	\$0	\$0	\$0

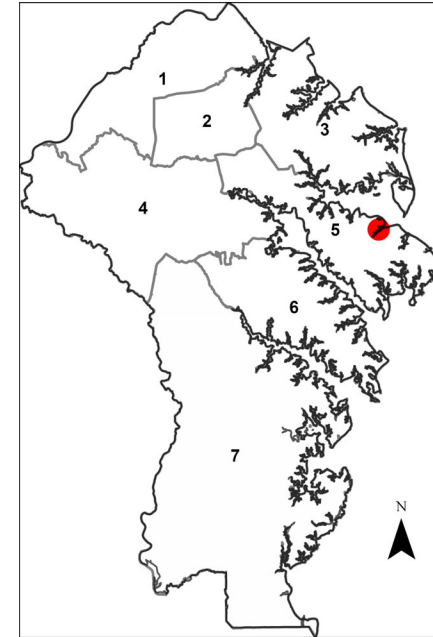
Q582200 Deep Creek HW & Cove Dredging

Class: Dredging

FY2023 Council Approved

Description

This project funds the design, permitting, and construction services associated with the dredging of approximately 2,600 cubic yards of material from Deep Creek Headwaters and Cove.



Benefit

Project will expand and improve boating access by restoring entrance channels and waterway depths to individual piers.

Amendment History

Prior Year Project Total	Phase	Project Total	Prior Approval	Budget FY2023	Capital Program (\$000)					Beyond 6 Years
					FY2024	FY2025	FY2026	FY2027	FY2028	
\$126,000	Plans and Engineering	\$114,000	\$126,000	(\$12,000)	\$0	\$0	\$0	\$0	\$0	\$0
\$20,000	Land	\$0	\$20,000	(\$20,000)	\$0	\$0	\$0	\$0	\$0	\$0
\$403,000	Construction	\$357,000	\$403,000	(\$46,000)	\$0	\$0	\$0	\$0	\$0	\$0
\$22,000	Overhead	\$18,000	\$22,000	(\$4,000)	\$0	\$0	\$0	\$0	\$0	\$0
\$571,000	Total	\$489,000	\$571,000	(\$82,000)	\$0	\$0	\$0	\$0	\$0	\$0
More (Less) Than Prior Year Program:		(\$82,000)	\$0	(\$82,000)	\$0	\$0	\$0	\$0	\$0	\$0

Q582200 Deep Creek HW & Cove Dredging

Class: Dredging

FY2023

Council Approved

Project Status

1. Current Status Of This Project: Active
2. Action Taken In Current Fiscal Year: Design
3. Action Required To Complete This Project: Design, Construction, Performance

Change from Prior Year

1. Change in Name or Description: None
2. Change in Total Project Cost: Decreased due to current cost estimate and fiscal analysis.
3. Change in Scope: None
4. Change in Timing: None

Estimated Operating Budget Impact: None

Initial Total Project Cost Estimate

FY 2021 \$571,000

Financial Activity

	Expended	Encumbered	Total
April 1, 2021	\$23,457	\$22,852	\$46,310
April 1, 2022	\$85,505	\$304,503	\$390,008

Prior Year Project Total	Funding	Project Total	Prior Approval	Budget FY2023	Capital Program (\$000)					Beyond 6 Years
					FY2024	FY2025	FY2026	FY2027	FY2028	
\$314,000	General County Bonds	\$330,000	\$314,000	\$16,000	\$0	\$0	\$0	\$0	\$0	\$0
\$257,000	MD Waterway Improvement	\$159,000	\$257,000	(\$98,000)	\$0	\$0	\$0	\$0	\$0	\$0
\$571,000	Total	\$489,000	\$571,000	(\$82,000)	\$0	\$0	\$0	\$0	\$0	\$0
More (Less) Than Prior Year Program:		(\$82,000)	\$0	(\$82,000)	\$0	\$0	\$0	\$0	\$0	\$0

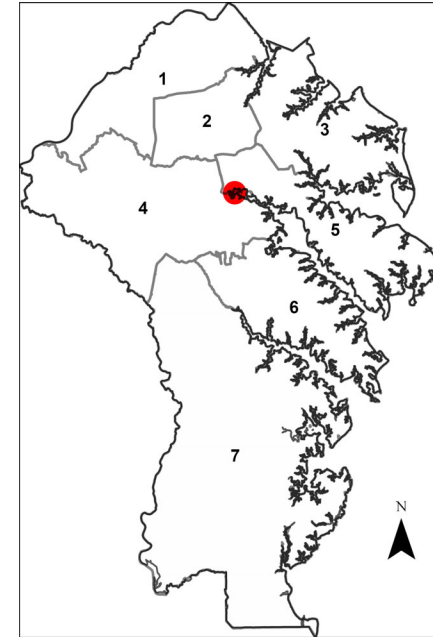
Q582300 Severn River HW Dredging 2

Class: Dredging

FY2023 Council Approved

Description

This project funds the design, permitting, and construction services associated with the dredging of approximately 5,850 cubic yards of material from Severn River Headwaters.



Benefit

Project will expand and improve boating access by restoring entrance channels and waterway depths to individual piers.

Amendment History

Prior Year Project Total	Phase	Project Total	Prior Approval	Budget FY2023	Capital Program (\$000)					Beyond 6 Years
					FY2024	FY2025	FY2026	FY2027	FY2028	
\$126,000	Plans and Engineering	\$154,800	\$126,000	\$28,800	\$0	\$0	\$0	\$0	\$0	\$0
\$20,000	Land	\$16,000	\$20,000	(\$4,000)	\$0	\$0	\$0	\$0	\$0	\$0
\$827,000	Construction	\$874,700	\$827,000	\$47,700	\$0	\$0	\$0	\$0	\$0	\$0
\$39,000	Overhead	\$41,500	\$39,000	\$2,500	\$0	\$0	\$0	\$0	\$0	\$0
\$1,012,000	Total	\$1,087,000	\$1,012,000	\$75,000	\$0	\$0	\$0	\$0	\$0	\$0
More (Less) Than Prior Year Program:		\$75,000	\$0	\$75,000	\$0	\$0	\$0	\$0	\$0	\$0

Q582300 Severn River HW Dredging 2

Class: Dredging

FY2023

Council Approved

Project Status

1. Current Status Of This Project: Active
2. Action Taken In Current Fiscal Year: Design
3. Action Required To Complete This Project: Design, Construction, Performance

Change from Prior Year

1. Change in Name or Description: None
2. Change in Total Project Cost: Increased based on current cost estimate and fiscal analysis.
3. Change in Scope: None
4. Change in Timing: None

Estimated Operating Budget Impact: None

Initial Total Project Cost Estimate

FY 2021 \$1,012,000

Financial Activity

	Expended	Encumbered	Total
April 1, 2021	\$28,309	\$20,332	\$48,641
April 1, 2022	\$79,054	\$88,512	\$167,566

Prior Year Project Total	Funding	Project Total	Prior Approval	Budget FY2023	Capital Program (\$000)					Beyond 6 Years
					FY2024	FY2025	FY2026	FY2027	FY2028	
\$169,000	General County Bonds	\$562,000	\$169,000	\$393,000	\$0	\$0	\$0	\$0	\$0	\$0
\$843,000	MD Waterway Improvement	\$525,000	\$843,000	(\$318,000)	\$0	\$0	\$0	\$0	\$0	\$0
\$1,012,000	Total	\$1,087,000	\$1,012,000	\$75,000	\$0	\$0	\$0	\$0	\$0	\$0
More (Less) Than Prior Year Program:		\$75,000	\$0	\$75,000	\$0	\$0	\$0	\$0	\$0	\$0

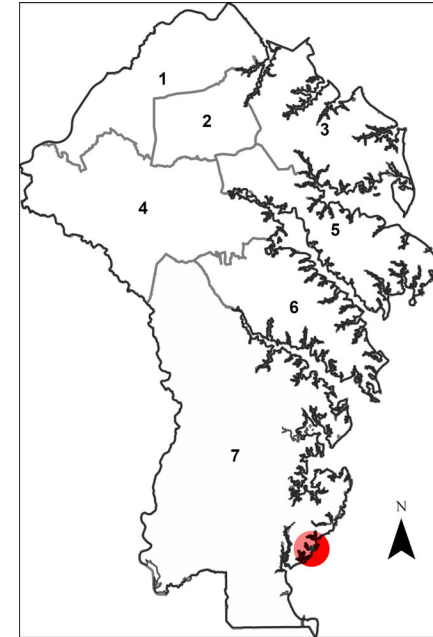
Q582400 S Cty Dredging Strategic Plan

Class: Dredging

FY2023 Council Approved

Description

This project will investigate the potential construction of a jetty system in the vicinity of Carrs, Parker, and Broadwater Creeks in South County.



Benefit

To investigate the feasibility of an entrance channel jetty system in the vicinity of Carrs, Parker, and Broadwater Creeks in South County.

Amendment History

Prior Year Project Total	Phase	Project Total	Prior Approval	Budget FY2023	Capital Program (\$000)					Beyond 6 Years
					FY2024	FY2025	FY2026	FY2027	FY2028	
\$170,000	Plans and Engineering	\$410,000	\$170,000	\$240,000	\$0	\$0	\$0	\$0	\$0	\$0
\$7,000	Overhead	\$17,000	\$7,000	\$10,000	\$0	\$0	\$0	\$0	\$0	\$0
\$177,000	Total	\$427,000	\$177,000	\$250,000	\$0	\$0	\$0	\$0	\$0	\$0
More (Less) Than Prior Year Program:		\$250,000	\$0	\$250,000	\$0	\$0	\$0	\$0	\$0	\$0

Q582400 S Cty Dredging Strategic Plan

Class: Dredging

FY2023

Council Approved

Project Status

1. Current Status Of This Project: Active
2. Action Taken In Current Fiscal Year: Planning, Design
3. Action Required To Complete This Project: Planning, Design

Change from Prior Year

1. Change in Name or Description: None
2. Change in Total Project Cost: Increased for funding of next phase of study.
3. Change in Scope: None
4. Change in Timing: None

Estimated Operating Budget Impact: None

Initial Total Project Cost Estimate

FY 2021 \$177,000

Financial Activity

	Expended	Encumbered	Total
April 1, 2021	\$8,079	\$19,910	\$27,989
April 1, 2022	\$29,366	\$132,512	\$161,878

Prior Year Project Total	Funding	Project Total	Prior Approval	Budget FY2023	Capital Program (\$000)					Beyond 6 Years
					FY2024	FY2025	FY2026	FY2027	FY2028	
\$177,000	General County Bonds	\$177,000	\$177,000	\$0	\$0	\$0	\$0	\$0	\$0	\$0
\$0	MD Waterway Improvement	\$250,000	\$0	\$250,000	\$0	\$0	\$0	\$0	\$0	\$0
\$177,000	Total	\$427,000	\$177,000	\$250,000	\$0	\$0	\$0	\$0	\$0	\$0
More (Less) Than Prior Year Program:		\$250,000	\$0	\$250,000	\$0	\$0	\$0	\$0	\$0	\$0

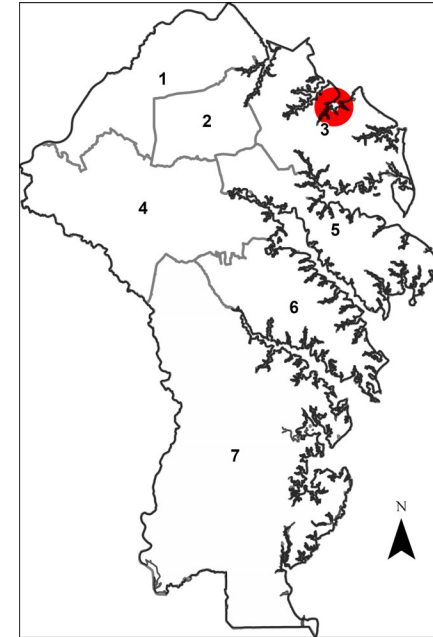
Q584800 Rock Creek DMP Site Rehab

Class: Dredging

FY2023 Council Approved

Description

This project will restore capacity to the Rock Creek Dredged Material Placement (DMP) site through stockpiling existing material on site to provide 15,000 CY of additional capacity.



Benefit

Benefit: Project will provide additional material capacity for current and planned dredging projects.

Amendment History

Prior Year Project Total	Phase	Project Total	Prior Approval	Budget FY2023	Capital Program (\$000)					Beyond 6 Years
					FY2024	FY2025	FY2026	FY2027	FY2028	
\$52,000	Plans and Engineering	\$83,000	\$52,000	\$31,000	\$0	\$0	\$0	\$0	\$0	\$0
\$361,000	Construction	\$283,000	\$361,000	(\$78,000)	\$0	\$0	\$0	\$0	\$0	\$0
\$17,000	Overhead	\$15,000	\$17,000	(\$2,000)	\$0	\$0	\$0	\$0	\$0	\$0
\$430,000	Total	\$381,000	\$430,000	(\$49,000)	\$0	\$0	\$0	\$0	\$0	\$0
More (Less) Than Prior Year Program:		(\$49,000)	\$0	(\$49,000)	\$0	\$0	\$0	\$0	\$0	\$0

Q584800 Rock Creek DMP Site Rehab

Class: Dredging

FY2023

Council Approved

Project Status

1. Current Status Of This Project: Active
2. Action Taken In Current Fiscal Year: Design, Construction
3. Action Required To Complete This Project: Performance

Change from Prior Year

1. Change in Name or Description: None
2. Change in Total Project Cost: Decreased based on current cost estimate and fiscal analysis.
3. Change in Scope: None
4. Change in Timing: None

Estimated Operating Budget Impact: None

Initial Total Project Cost Estimate

FY 2022 \$430,000

Financial Activity

	Expended	Encumbered	Total
April 1, 2021	\$0	\$0	\$0
April 1, 2022	\$5,845	\$250,700	\$256,545

Prior Year Project Total	Funding	Project Total	Prior Approval	Budget FY2023	Capital Program (\$000)					Beyond 6 Years
					FY2024	FY2025	FY2026	FY2027	FY2028	
\$55,000	General County Bonds	\$55,000	\$55,000	\$0	\$0	\$0	\$0	\$0	\$0	\$0
\$375,000	MD Waterway Improvement	\$326,000	\$375,000	(\$49,000)	\$0	\$0	\$0	\$0	\$0	\$0
\$430,000	Total	\$381,000	\$430,000	(\$49,000)	\$0	\$0	\$0	\$0	\$0	\$0
More (Less) Than Prior Year Program:		(\$49,000)	\$0	(\$49,000)	\$0	\$0	\$0	\$0	\$0	\$0

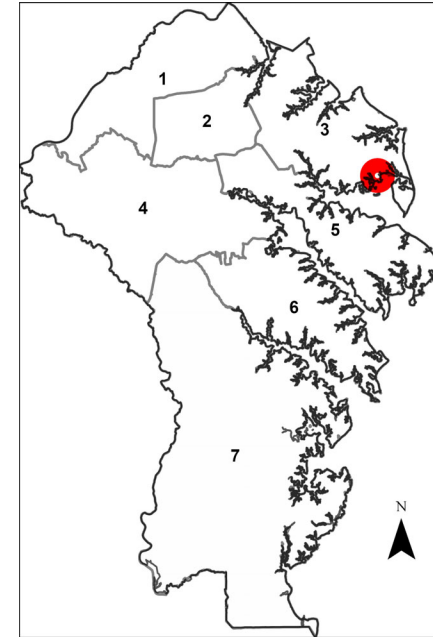
Q585000 Grays Crk & Hunters Hbr Drdg

Class: Dredging

FY2023 Council Approved

Description

This project funds the design, permitting, and construction services associated with the dredging of approximately 2,450 cubic yards of material from Grays Creek and Hunters Harbor.



Benefit

Project will expand and improve boating access by restoring entrance channels and waterway depths to individual piers.

Amendment History

Prior Year Project Total	Phase	Project Total	Prior Approval	Budget FY2023	Capital Program (\$000)					Beyond 6 Years
					FY2024	FY2025	FY2026	FY2027	FY2028	
\$37,000	Plans and Engineering	\$157,000	\$37,000	\$120,000	\$0	\$0	\$0	\$0	\$0	\$0
\$28,000	Land	\$0	\$28,000	(\$28,000)	\$0	\$0	\$0	\$0	\$0	\$0
\$435,000	Construction	\$384,000	\$435,000	(\$51,000)	\$0	\$0	\$0	\$0	\$0	\$0
\$20,000	Overhead	\$22,000	\$20,000	\$2,000	\$0	\$0	\$0	\$0	\$0	\$0
\$520,000	Total	\$563,000	\$520,000	\$43,000	\$0	\$0	\$0	\$0	\$0	\$0
More (Less) Than Prior Year Program:		\$43,000	\$0	\$43,000	\$0	\$0	\$0	\$0	\$0	\$0

Q585000 Grays Crk & Hunters Hbr Drdg

Class: Dredging

FY2023

Council Approved

Project Status

1. Current Status Of This Project: Active
2. Action Taken In Current Fiscal Year: Design
3. Action Required To Complete This Project: Construction

Change from Prior Year

1. Change in Name or Description: None
2. Change in Total Project Cost: Increased based on current cost estimate and fiscal analysis.
3. Change in Scope: None
4. Change in Timing: None

Estimated Operating Budget Impact: None

Initial Total Project Cost Estimate

FY 2022 \$520,000

Financial Activity

Expended	Encumbered	Total
April 1, 2021	\$0	\$0
April 1, 2022	\$34,703	\$105,188
		\$139,891

Prior Year Project Total	Funding	Project Total	Prior Approval	Budget FY2023	Capital Program (\$000)					Beyond 6 Years
					FY2024	FY2025	FY2026	FY2027	FY2028	
\$298,000	General County Bonds	\$341,000	\$298,000	\$43,000	\$0	\$0	\$0	\$0	\$0	\$0
\$222,000	MD Waterway Improvement	\$222,000	\$222,000	\$0	\$0	\$0	\$0	\$0	\$0	\$0
\$520,000	Total	\$563,000	\$520,000	\$43,000	\$0	\$0	\$0	\$0	\$0	\$0
More (Less) Than Prior Year Program:		\$43,000	\$0	\$43,000	\$0	\$0	\$0	\$0	\$0	\$0

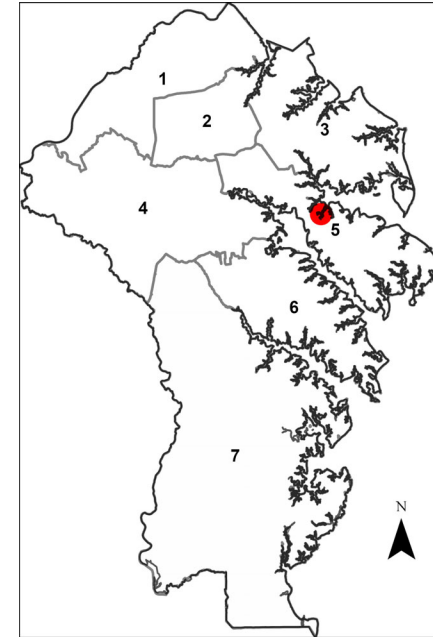
Q585100 Dividing Creek Dredging 2

Class: Dredging

FY2023 Council Approved

Description

This project funds the design, permitting, and construction services associated with the dredging of approximately 1,450 cubic yards of material from Dividing Creek Headwaters.



Benefit

Project will expand and improve boating access by restoring entrance channels and waterway depths to individual piers.

Amendment History

Prior Year Project Total	Phase	Project Total	Prior Approval	Budget FY2023	Capital Program (\$000)					Beyond 6 Years
					FY2024	FY2025	FY2026	FY2027	FY2028	
\$99,000	Plans and Engineering	\$99,000	\$99,000	\$0	\$0	\$0	\$0	\$0	\$0	\$0
\$236,000	Construction	\$355,000	\$236,000	\$119,000	\$0	\$0	\$0	\$0	\$0	\$0
\$13,000	Overhead	\$40,000	\$13,000	\$27,000	\$0	\$0	\$0	\$0	\$0	\$0
\$348,000	Total	\$494,000	\$348,000	\$146,000	\$0	\$0	\$0	\$0	\$0	\$0
More (Less) Than Prior Year Program:		\$146,000	\$0	\$146,000	\$0	\$0	\$0	\$0	\$0	\$0

Q585100 Dividing Creek Dredging 2

Class: Dredging

FY2023

Council Approved

Project Status

1. Current Status Of This Project: Active
2. Action Taken In Current Fiscal Year: Design
3. Action Required To Complete This Project: Construction

Change from Prior Year

1. Change in Name or Description: None
2. Change in Total Project Cost: None
3. Change in Scope: None
4. Change in Timing: None

Estimated Operating Budget Impact: None

Initial Total Project Cost Estimate

FY 2022 \$348,000

Financial Activity

	Expended	Encumbered	Total
April 1, 2021	\$0	\$0	\$0
April 1, 2022	\$31,953	\$101,030	\$132,983

Prior Year Project Total	Funding	Project Total	Prior Approval	Budget FY2023	Capital Program (\$000)					Beyond 6 Years
					FY2024	FY2025	FY2026	FY2027	FY2028	
\$201,000	General County Bonds	\$277,000	\$201,000	\$76,000	\$0	\$0	\$0	\$0	\$0	\$0
\$147,000	MD Waterway Improvement	\$147,000	\$147,000	\$0	\$0	\$0	\$0	\$0	\$0	\$0
	Other State Grants	\$70,000	\$0	\$70,000	\$0	\$0	\$0	\$0	\$0	\$0
\$348,000	Total	\$494,000	\$348,000	\$146,000	\$0	\$0	\$0	\$0	\$0	\$0
More (Less) Than Prior Year Program:		\$146,000	\$0	\$146,000	\$0	\$0	\$0	\$0	\$0	\$0

Q588500 FY 23 Dredging Program

Class: Dredging

FY2023

Council Approved

Description

This project funds the design, permitting, and construction associated with the dredging projects approved by DNR in the County's FY23 Waterway Improvement Fund Grant application. Only projects approved for grant funding will move forward in FY23.

The DNR approved FY23 Grant application includes the following projects:
 Mill Creek (Magothy River Watershed)
 Podickory Creek (Chesapeake Bay Watershed)

Location

Countywide

Benefit

Project will expand and improve boating access by restoring entrance channels and waterway depths to individual piers.

Amendment History

Prior Year Project Total	Phase	Project Total	Prior Approval	Budget FY2023	Capital Program (\$000)					Beyond 6 Years
					FY2024	FY2025	FY2026	FY2027	FY2028	
	Plans and Engineering	\$236,000	\$0	\$236,000	\$0	\$0	\$0	\$0	\$0	
	Construction	\$1,298,000	\$0	\$1,298,000	\$0	\$0	\$0	\$0	\$0	
	Overhead	\$61,000	\$0	\$61,000	\$0	\$0	\$0	\$0	\$0	
\$0	Total	\$1,595,000	\$0	\$1,595,000	\$0	\$0	\$0	\$0	\$0	
	More (Less) Than Prior Year Program:	\$1,595,000	\$0	\$1,595,000	\$0	\$0	\$0	\$0	\$0	Multi-Yr

Q588500 FY 23 Dredging Program

Class: Dredging

FY2023

Council Approved

Project Status

1. Current Status Of This Project: New Project
2. Action Taken In Current Fiscal Year: New Project
3. Action Required To Complete This Project: New Project

Change from Prior Year

1. Change in Name or Description: New Project
2. Change in Total Project Cost: New Project
3. Change in Scope: New Project
4. Change in Timing: New Project

Estimated Operating Budget Impact:

Initial Total Project Cost Estimate

FY 0 \$0

Financial Activity

	Expended	Encumbered	Total
April 1, 2021	\$0	\$0	\$0
April 1, 2022	\$0	\$0	\$0

Prior Year Project Total	Funding	Project Total	Prior Approval	Budget FY2023	Capital Program (\$000)					Beyond 6 Years
					FY2024	FY2025	FY2026	FY2027	FY2028	
	General County Bonds	\$907,500	\$0	\$907,500	\$0	\$0	\$0	\$0	\$0	
	MD Waterway Improvement	\$687,500	\$0	\$687,500	\$0	\$0	\$0	\$0	\$0	
\$0	Total	\$1,595,000	\$0	\$1,595,000	\$0	\$0	\$0	\$0	\$0	
More (Less) Than Prior Year Program:		\$1,595,000	\$0	\$1,595,000	\$0	\$0	\$0	\$0	\$0	Multi-Yr

Q463600 Waterway Improv Proj Pln

Class: Dredging

FY2023

Council Approved

Description

This project is to complete feasibility study, schematic design and permit acquisition for future planned dredging, water quality improvement, DMP site and watershed retrofit projects in the waterway class. This will be a revolving fund project to be repaid by those that move to stand alone projects for design and construction. This project is linked to Q5146 Waterway Imp.

Location

Countywide

Benefit

Advanced planning for dredging and water quality projects.

Amendment History

Prior approval has been adjusted to show the closing of jobs on this project. County Council removed \$128,000 via amendment #55 to Bill 24-09. Council removed \$54,000 via amendments #16 and #98 to Bill 31-12.

Prior Year Project Total	Phase	Project Total	Prior Approval	Budget FY2023	Capital Program (\$000)					Beyond 6 Years
					FY2024	FY2025	FY2026	FY2027	FY2028	
\$434,152	Plans and Engineering	\$90,091	\$90,091	\$0	\$0	\$0	\$0	\$0	\$0	
\$41,815	Construction	\$41,815	\$41,815	\$0	\$0	\$0	\$0	\$0	\$0	
\$47,064	Overhead	\$30,353	\$30,353	\$0	\$0	\$0	\$0	\$0	\$0	
\$136,668	Other	\$136,668	\$136,668	\$0	\$0	\$0	\$0	\$0	\$0	
\$659,700	Total	\$298,928	\$298,928	\$0	\$0	\$0	\$0	\$0	\$0	
More (Less) Than Prior Year Program:		(\$360,772)	(\$360,772)	\$0	\$0	\$0	\$0	\$0	\$0	Multi-Yr

Q463600 Waterway Improv Proj Pln

Class: Dredging

FY2023

Council Approved

Project Status

1. Current Status Of This Project: Active
2. Action Taken In Current Fiscal Year: Multi-Year
3. Action Required To Complete This Project: Multi-Year

Change from Prior Year

1. Change in Name or Description: None
2. Change in Total Project Cost: None
3. Change in Scope: None
4. Change in Timing: None

Estimated Operating Budget Impact: None

Initial Total Project Cost Estimate

FY 1997 \$600,000

Financial Activity

	Expended	Encumbered	Total
April 1, 2021	\$360,685	\$75,837	\$436,522
April 1, 2022	\$109,531	\$29,995	\$139,526

Prior Year Project Total	Funding	Project Total	Prior Approval	Budget FY2023	Capital Program (\$000)					Beyond 6 Years
					FY2024	FY2025	FY2026	FY2027	FY2028	
\$332,207	General County Bonds	\$247,747	\$247,747	\$0	\$0	\$0	\$0	\$0	\$0	
\$327,493	General Fund PayGo	\$51,181	\$51,181	\$0	\$0	\$0	\$0	\$0	\$0	
\$659,700	Total	\$298,928	\$298,928	\$0	\$0	\$0	\$0	\$0	\$0	
More (Less) Than Prior Year Program:		(\$360,772)	(\$360,772)	\$0	\$0	\$0	\$0	\$0	\$0	Multi-Yr

Q475000 Waterway Dredge Placement

Class: Dredging

FY2023 Council Approved

Description

This project is intended to provide material placement capacity for dredged material from miscellaneous waterway Dredging Projects in Anne Arundel County. This project is intended to authorize permitting, design, construction and right of way/land acquisition for placement of material in upland, shoreline or in-water sites (to be determined) to meet the needs of main channel projects identified elsewhere in the CIP. Beneficial reuse of dredge material for examples such as shoreline erosion control, marsh creation, wetland creation or other similar planned environmental habitat enhancement concepts will be considered for material placement.

Location

Countywide

Benefit

Provides capacity for dredging projects.

Amendment History

Prior approval has been adjusted to show the closing of jobs on this project. County Council adjusts FY2001 request and FY2002 program via amendments #2 and #3 to Bill #28-00, and reduces \$90k via AMD #32 to Bill 29-19.

Prior Year Project Total	Phase	Project Total	Prior Approval	Budget FY2023	Capital Program (\$000)					Beyond 6 Years
					FY2024	FY2025	FY2026	FY2027	FY2028	
\$234,853	Plans and Engineering	\$1,756	\$1,756	\$0	\$0	\$0	\$0	\$0	\$0	
\$1,000	Land	\$1,000	\$1,000	\$0	\$0	\$0	\$0	\$0	\$0	
\$2,263,000	Construction	\$600,961	\$600,961	\$0	\$0	\$0	\$0	\$0	\$0	
\$133,233	Overhead	\$65,927	\$65,927	\$0	\$0	\$0	\$0	\$0	\$0	
\$2,632,086	Total	\$669,644	\$669,644	\$0	\$0	\$0	\$0	\$0	\$0	
More (Less) Than Prior Year Program:		(\$1,962,442)	(\$1,962,442)	\$0	\$0	\$0	\$0	\$0	\$0	Multi-Yr

Q475000 Waterway Dredge Placement

Class: Dredging

FY2023

Council Approved

Project Status

1. Current Status Of This Project: Active
2. Action Taken In Current Fiscal Year: Multi-Year
3. Action Required To Complete This Project: Multi-Year

Change from Prior Year

1. Change in Name or Description: None
2. Change in Total Project Cost: None
3. Change in Scope: None
4. Change in Timing: None

Estimated Operating Budget Impact: None

Initial Total Project Cost Estimate

FY 1998 \$1,296,000

Financial Activity

	Expended	Encumbered	Total
April 1, 2021	\$1,986,775	\$28,226	\$2,015,001
April 1, 2022	\$129,948	\$65,650	\$195,598

Prior Year Project Total	Funding	Project Total	Prior Approval	Budget FY2023	Capital Program (\$000)					Beyond 6 Years
					FY2024	FY2025	FY2026	FY2027	FY2028	
\$2,632,086	General County Bonds	\$669,644	\$669,644	\$0	\$0	\$0	\$0	\$0	\$0	
\$2,632,086	Total	\$669,644	\$669,644	\$0	\$0	\$0	\$0	\$0	\$0	
More (Less) Than Prior Year Program:		(\$1,962,442)	(\$1,962,442)	\$0	\$0	\$0	\$0	\$0	\$0	Multi-Yr

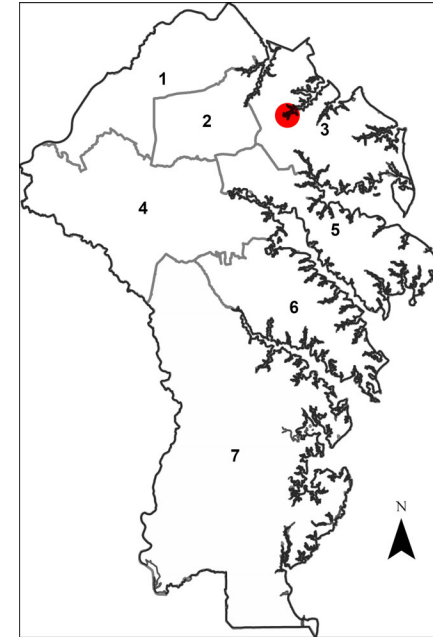
Q514100 Sloop,Eli&Long Coves Retrofits

Class: Dredging

FY2023 Council Approved

Description

This project Consists of Stream Channel Restoration in the Sloop, Eli and Long Coves Drainage Areas. The Existing Stream Channels are Eroding and Depositing Silt in the Nearby Sloop, Eli and Long Coves off Stoney Creek. These coves were dredged under Project Q497400.



Benefit

Water quality improvement in connection with a dredging project.

Amendment History

County Council removed \$125,000 of prior approved PayGo funding and replaced with bond funding via amendment #49 to Bill 28-10.

Prior Year Project Total	Phase	Project Total	Prior Approval	Budget FY2023	Capital Program (\$000)					Beyond 6 Years
					FY2024	FY2025	FY2026	FY2027	FY2028	
\$444,280	Plans and Engineering	\$444,280	\$444,280	\$0	\$0	\$0	\$0	\$0	\$0	\$0
\$99,911	Land	\$99,911	\$99,911	\$0	\$0	\$0	\$0	\$0	\$0	\$0
\$1,104,547	Construction	\$1,104,547	\$1,104,547	\$0	\$0	\$0	\$0	\$0	\$0	\$0
\$66,839	Overhead	\$66,839	\$66,839	\$0	\$0	\$0	\$0	\$0	\$0	\$0
\$1,715,576	Total	\$1,715,576	\$1,715,576	\$0	\$0	\$0	\$0	\$0	\$0	\$0
More (Less) Than Prior Year Program:		\$0	\$0	\$0	\$0	\$0	\$0	\$0	\$0	\$0

Q514100 Sloop,Eli&Long Coves Retrofits

Class: Dredging

FY2023

Council Approved

Project Status

1. Current Status Of This Project: Active
2. Action Taken In Current Fiscal Year: Design
3. Action Required To Complete This Project: Construction, Performance

Change from Prior Year

1. Change in Name or Description: None
2. Change in Total Project Cost: None
3. Change in Scope: None
4. Change in Timing: None

Estimated Operating Budget Impact: None

Initial Total Project Cost Estimate

FY 2002 \$1,099,000

Financial Activity

	Expended	Encumbered	Total
April 1, 2021	\$385,643	\$132,941	\$518,584
April 1, 2022	\$410,153	\$211,855	\$622,008

Prior Year Project Total	Funding	Project Total	Prior Approval	Budget FY2023	Capital Program (\$000)					Beyond 6 Years
					FY2024	FY2025	FY2026	FY2027	FY2028	
\$1,715,576	General County Bonds	\$1,715,576	\$1,715,576	\$0	\$0	\$0	\$0	\$0	\$0	\$0
\$1,715,576	Total	\$1,715,576	\$1,715,576	\$0	\$0	\$0	\$0	\$0	\$0	\$0
More (Less) Than Prior Year Program:		\$0	\$0	\$0	\$0	\$0	\$0	\$0	\$0	\$0

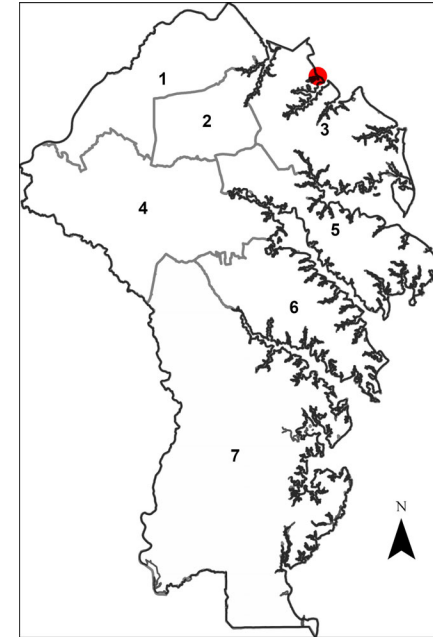
Q577300 Cox Creek Dredging 2

Class: Dredging

FY2023 Council Approved

Description

This project funds the design, permitting and construction services associated with dredging of Cox Creek to restore recreational boating. Approximately 2,000 cubic yards of material will be dredged.



Benefit

Amendment History

Added \$97,000 via Bill # 02-22.

Prior Year Project Total	Phase	Project Total	Prior Approval	Budget FY2023	Capital Program (\$000)					Beyond 6 Years
					FY2024	FY2025	FY2026	FY2027	FY2028	
\$88,000	Plans and Engineering	\$88,000	\$88,000	\$0	\$0	\$0	\$0	\$0	\$0	\$0
\$20,000	Land	\$20,000	\$20,000	\$0	\$0	\$0	\$0	\$0	\$0	\$0
\$320,000	Construction	\$417,000	\$417,000	\$0	\$0	\$0	\$0	\$0	\$0	\$0
\$21,000	Overhead	\$21,000	\$21,000	\$0	\$0	\$0	\$0	\$0	\$0	\$0
\$449,000	Total	\$546,000	\$546,000	\$0	\$0	\$0	\$0	\$0	\$0	\$0
More (Less) Than Prior Year Program:		\$97,000	\$97,000	\$0	\$0	\$0	\$0	\$0	\$0	\$0

Q577300 Cox Creek Dredging 2

Class: Dredging

FY2023

Council Approved

Project Status

1. Current Status Of This Project: Active
2. Action Taken In Current Fiscal Year: Planning, Construction
3. Action Required To Complete This Project: Performance

Change from Prior Year

1. Change in Name or Description: None
2. Change in Total Project Cost: None
3. Change in Scope: None
4. Change in Timing: None

Estimated Operating Budget Impact: None

Initial Total Project Cost Estimate

FY 2019 \$449,000

Financial Activity

	Expended	Encumbered	Total
April 1, 2021	\$84,791	\$296,617	\$381,408
April 1, 2022	\$497,458	\$517	\$497,975

Prior Year Project Total	Funding	Project Total	Prior Approval	Budget FY2023	Capital Program (\$000)					Beyond 6 Years
					FY2024	FY2025	FY2026	FY2027	FY2028	
\$253,000	General County Bonds	\$350,000	\$350,000	\$0	\$0	\$0	\$0	\$0	\$0	\$0
\$196,000	MD Waterway Improvement	\$196,000	\$196,000	\$0	\$0	\$0	\$0	\$0	\$0	\$0
\$449,000	Total	\$546,000	\$546,000	\$0	\$0	\$0	\$0	\$0	\$0	\$0
More (Less) Than Prior Year Program:		\$97,000	\$97,000	\$0	\$0	\$0	\$0	\$0	\$0	\$0

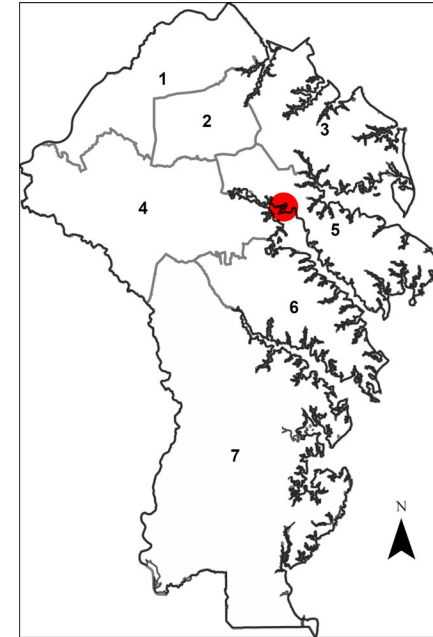
Q584900 Yantz & Saltworks Creek Drdg

Class: Dredging

FY2023 Council Approved

Description

This project will provide for the planning, design, and dredging of approximately 750 cubic yards of material from Yantz Creek and Saltworks Creek.



Benefit

Project will expand and improve boating access by restoring entrance channels and waterway depths to individual piers.

Amendment History

Prior Year Project Total	Phase	Project Total	Prior Approval	Budget FY2023	Capital Program (\$000)					Beyond 6 Years
					FY2024	FY2025	FY2026	FY2027	FY2028	
\$104,000	Plans and Engineering	\$104,000	\$104,000	\$0	\$0	\$0	\$0	\$0	\$0	\$0
\$20,000	Land	\$20,000	\$20,000	\$0	\$0	\$0	\$0	\$0	\$0	\$0
\$134,000	Construction	\$134,000	\$134,000	\$0	\$0	\$0	\$0	\$0	\$0	\$0
\$10,000	Overhead	\$10,000	\$10,000	\$0	\$0	\$0	\$0	\$0	\$0	\$0
\$268,000	Total	\$268,000	\$268,000	\$0	\$0	\$0	\$0	\$0	\$0	\$0
More (Less) Than Prior Year Program:		\$0	\$0	\$0	\$0	\$0	\$0	\$0	\$0	\$0

Q584900 Yantz & Saltworks Creek Drdg

Class: Dredging

FY2023

Council Approved

Project Status

1. Current Status Of This Project: Active
2. Action Taken In Current Fiscal Year: Design
3. Action Required To Complete This Project: Construction

Change from Prior Year

1. Change in Name or Description: None
2. Change in Total Project Cost: Increased based on current cost estimate and fiscal analysis.
3. Change in Scope: None
4. Change in Timing: None

Estimated Operating Budget Impact: None

Initial Total Project Cost Estimate

FY 2022 \$268,000

Financial Activity

Expended	Encumbered	Total
April 1, 2021	\$0	\$0
April 1, 2022	\$34,820	\$95,976
		\$130,796

Prior Year Project Total	Funding	Project Total	Prior Approval	Budget FY2023	Capital Program (\$000)					Beyond 6 Years
					FY2024	FY2025	FY2026	FY2027	FY2028	
\$158,000	General County Bonds	\$158,000	\$158,000	\$0	\$0	\$0	\$0	\$0	\$0	\$0
\$110,000	MD Waterway Improvement	\$110,000	\$110,000	\$0	\$0	\$0	\$0	\$0	\$0	\$0
\$268,000	Total	\$268,000	\$268,000	\$0	\$0	\$0	\$0	\$0	\$0	\$0
More (Less) Than Prior Year Program:		\$0	\$0	\$0	\$0	\$0	\$0	\$0	\$0	\$0