

---

# Open Data in Local Government

Jaime Lees  
Chief Data Officer, Arlington County VA  
[jlees@arlingtonva.us](mailto:jlees@arlingtonva.us)

---

---

“You can’t fix by **analysis** what you bungled by **design**.”

*Richard Light, Judith Singer, and John Willett, education professors*

# BY DESIGN

Planning Research on Higher Education



Richard J. Light, Judith D. Singer,  
and John B. Willett

---

---

# Centralized Data for Community & Staff



## Benefits

- Provides single easily discoverable location for data access
- Ensures consistency and accuracy of information
- Accessible to all community members and staff

## Risks

- Cybersecurity
- Data Privacy
- Data Quality

## Think DATA PRIVACY isn't an issue for your department?

*Think again.* Every department collects personal information. Some of this information may be protected by law while some information has no restrictions on how it is used or shared. Inappropriate use or sharing may cause reputational, financial and/or legal harm to constituents and the County. This page serves as a guide for staff involved in collecting, using and sharing personal information, specifically when no regulatory guidelines exist. Thoughtful handling of personal information is an issue of trust and a shared responsibility - *managing data privacy is everyone's job!*

Have a Privacy Question?

[Click HERE to Ask](#)



**Arlington County Privacy Principles**


4 Privacy Principles Serve as Guardrails →



What personal info are we talking about?

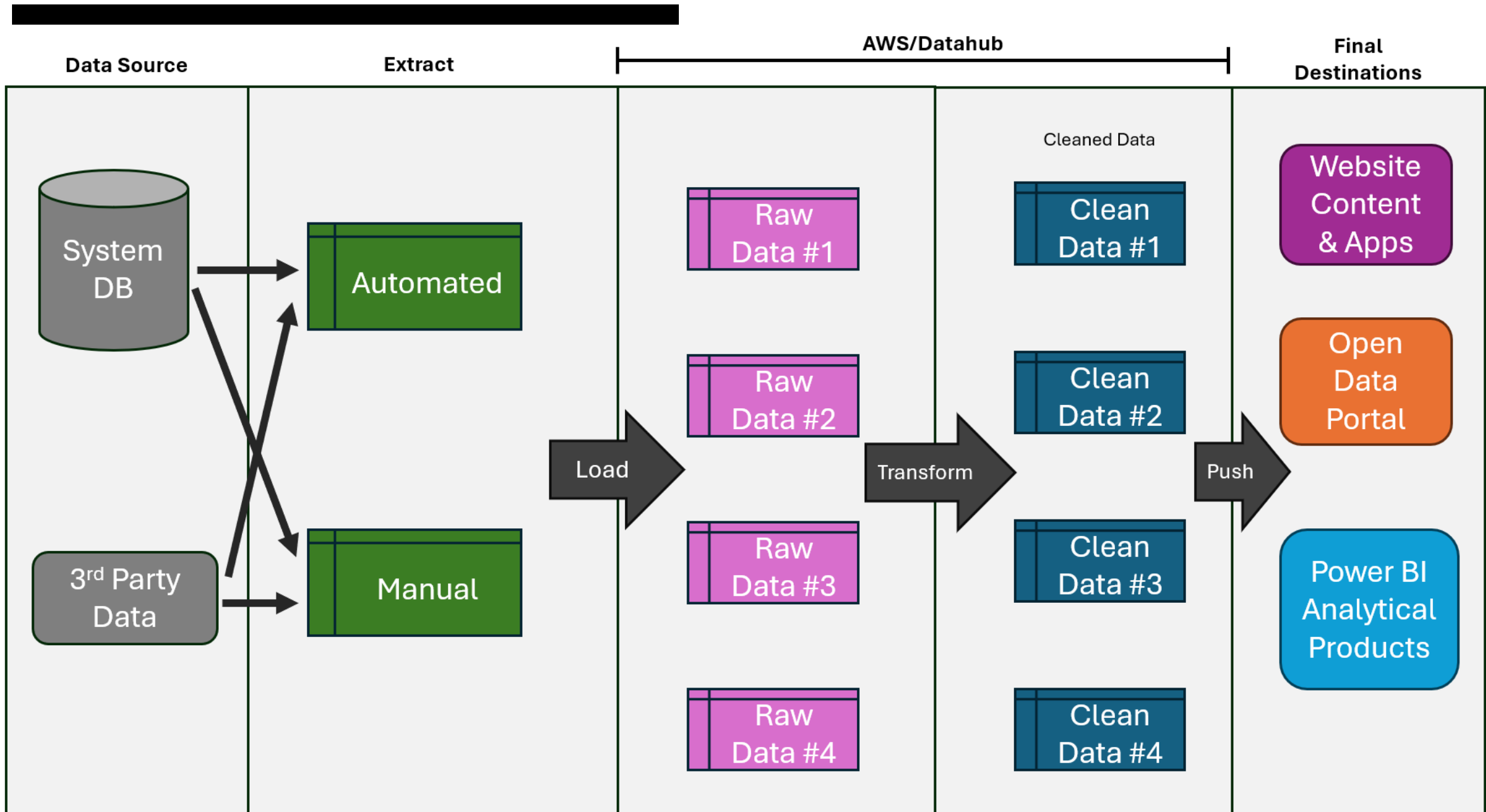


Resources



Tips and Testimonials


OK, I'm Ready. What's the First Step?



---

“The goal is to provide **inspiring information** that moves people to **action**.”

*Guy Kawasaki, author & venture capitalist*



“There is no greater **agony** than bearing an **untold story** inside you.”

*Maya Angelou, American poet & civil rights activist*



# Race & Ethnicity Dashboard

2022 American Community Survey 5-Year Estimates  
U.S. Census Bureau

Select Race/Ethnicity

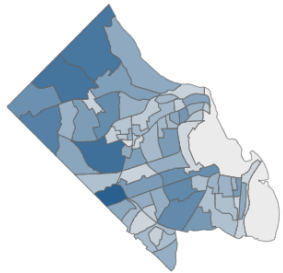
Arlington County

U.S. Census Bureau race and ethnic categories (White, Black or African American, Asian, American Indian or Alaska Native, Native Hawaiian or Other Pacific Islander, Two or more races, and Other; those of Hispanic or Latino Origin are of any race) are the basis for the categories in this dashboard. Multiracial includes those who selected Two or more races. Combined Populations includes those of race categories with populations less than 6% of Arlington's total population.

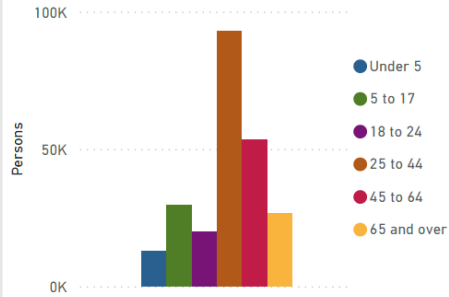
## POPULATION [\(Click here for more\)](#)

Population		Median Age	Sex	
235,845	100.0%	35.3	50.5%	49.5%
Persons	Of Total	Years	Male	Female

Persons by Census Tract



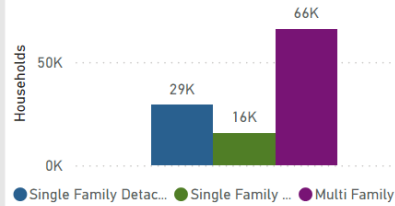
Age



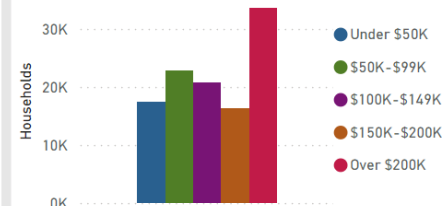
## HOUSEHOLDS [\(Click here for more\)](#)

Households		Median Household Income	No Computer
110,887	100.0%	\$137,387	2.0%
Households	Of Total	2022 Dollars	Household Population

Occupied Housing Unit Type



Household Income



Occupancy

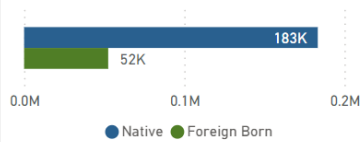


Household Type



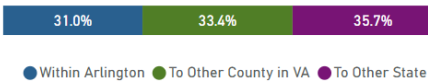
## POPULATION CHARACTERISTICS [\(Click here for more\)](#)

Place of Birth



Persons that moved in the Past Year

51,669



Population Below Poverty Level

6.7%

Persons with Pove...

Limited English Proficiency

8.5%

Age 5+

Persons with One or More Disability

6.5%

Non Institutional...

Bachelor's Degree or Higher

76.8%

Population 25+

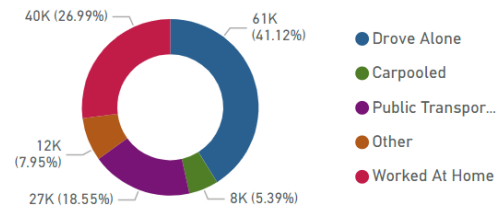
Per Capita Income

\$85,221

2022 Dollars

## RESIDENTIAL LABOR FORCE [\(Click here for more\)](#)

Means of Transportation to Work



Labor Force Rate

78.4

Population Age 16+

Unemployment Rate

2.8

Population Age 16+

# Measure Once, Apply Many Times

